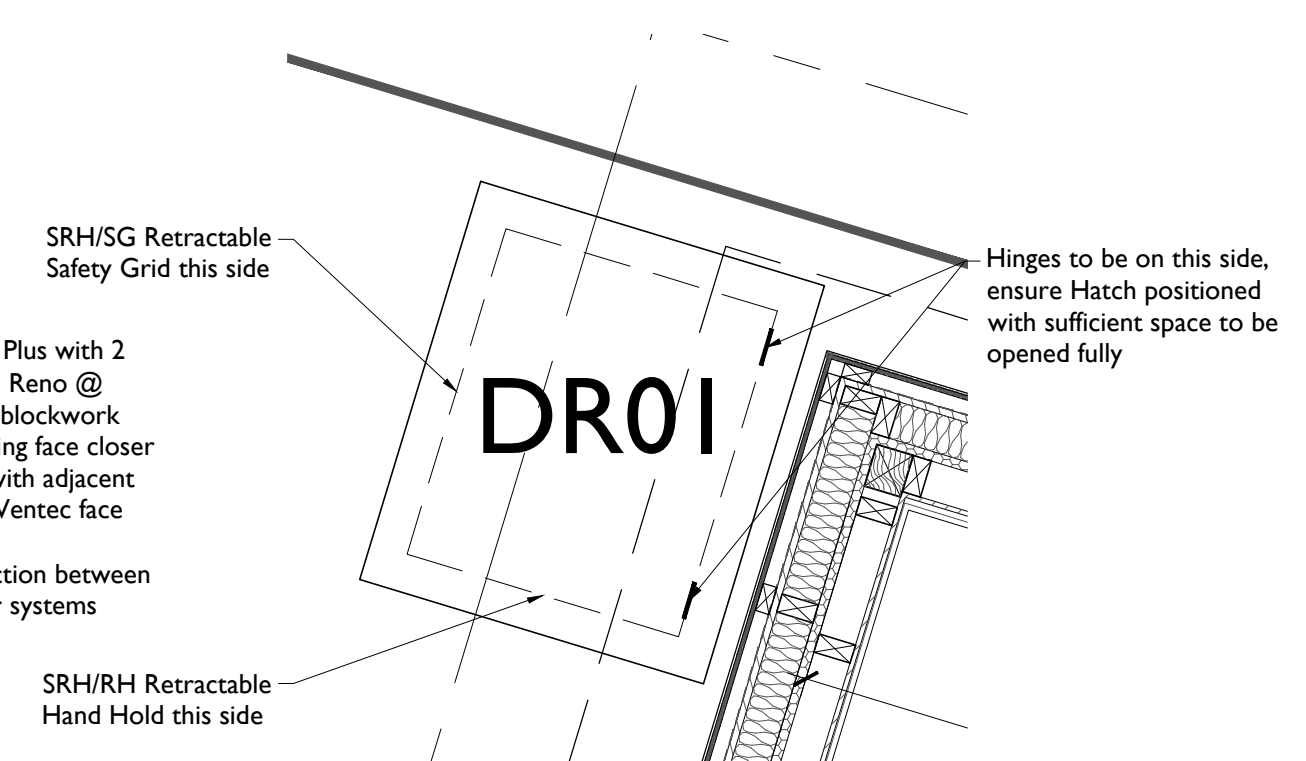
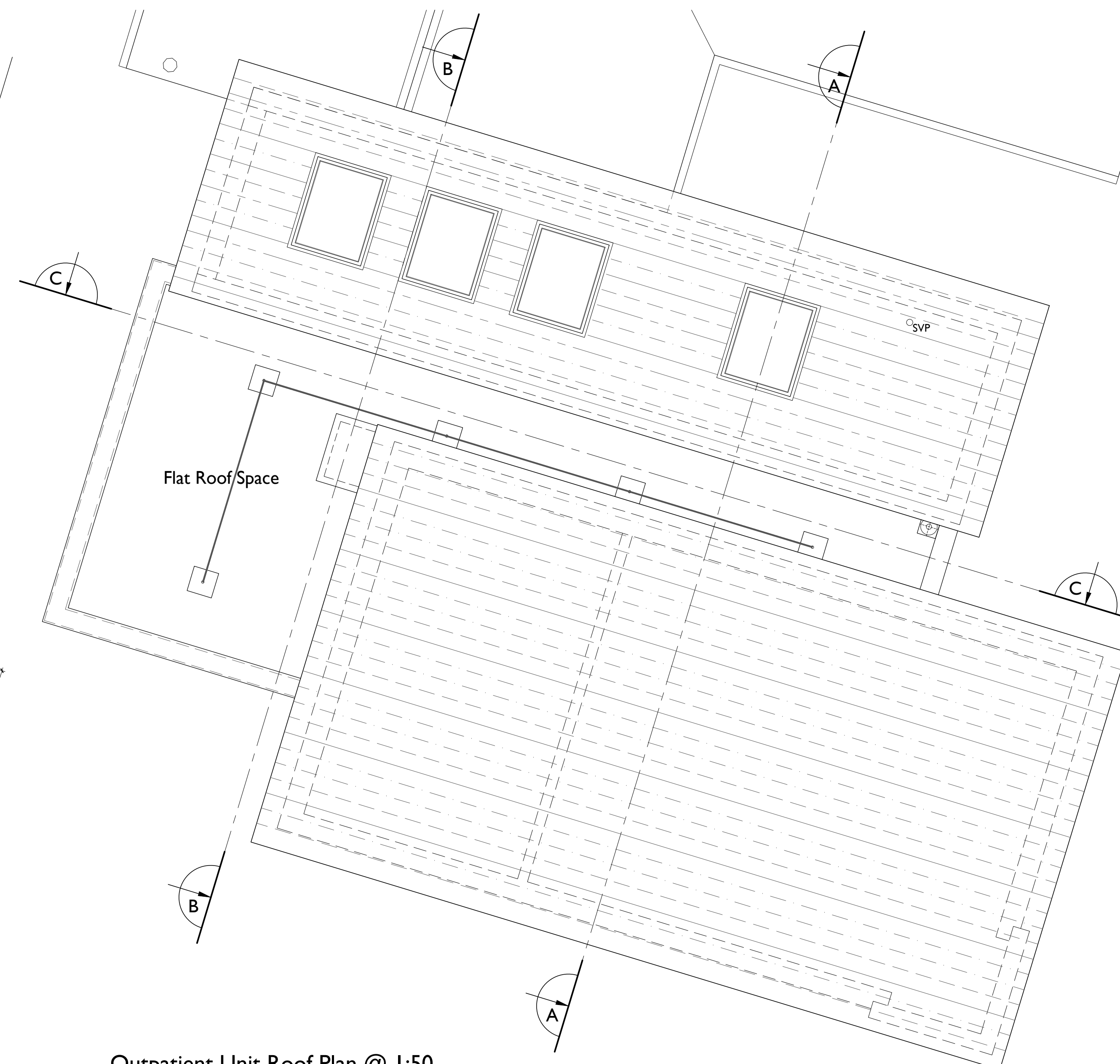


DETAIL 13D: Roof Level Clerestorey  
Window Detail @ 1:10

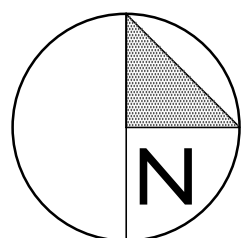


DETAIL 13H: Roof Access Hatch  
Detail @ 1:20



Outpatient Unit Roof Plan @ 1:50

1. This drawing is the copyright of the Architects and may not be reproduced without licence.
2. The Contractor must not scale off this drawing for construction purposes, only planned dimensions shall be worked from.
3. All dimensions and levels are to be checked on site by the Contractor before the commencement of any work and any discrepancies reported to the Architect.
4. No responsibility can be accepted for errors arising on site due to unauthorised variations from the Architects drawings.
5. The Contractor is recommended to visit the site before tendering to ascertain all local conditions and restrictions likely to affect the works. No claims arising from failure to do so will be considered.
6. Tenders must include for all the works described or being apparent on the drawings or can reasonably inferred as being necessary for the proper execution of the works.
7. This drawing is for town planning and building regulatory only and is not a complete working drawing.
8. Depth, size and design of foundations shown are preliminary only, actual foundation, depth, size and design may differ depending on site conditions.
9. On completion of the works, if a National Home Energy Rating Certificate is required by the client, contact the Local Authority Building Control Department.
- 10.1 & L2 requirements for limiting thermal bridging & air leakage workmanship shall be executed by the Contractor in accordance with the appropriate sections and DEFRE/DTLR guidance document "Limiting Thermal Bridging & Air Leakage : Robust Construction Details for Dwellings and Similar Buildings" available from The Stationery Office Ltd.



No.	Date	Revision	Checked

Client. The Trustees, St Julia's Hospice

Project.	St. Julia's Hospice Inpatient and Outpatient Improvements
----------	---

Title.	Outpatient Unit - Detailed Roof Plans & Details
--------	--

Scale/s. As shown @ A1

Date. 02/06/2010

Drawn. CAS	Checked.
------------	----------

Project No. 2009/2321	Drawing No. 2009/2321/L13	Rev.
--------------------------	------------------------------	------