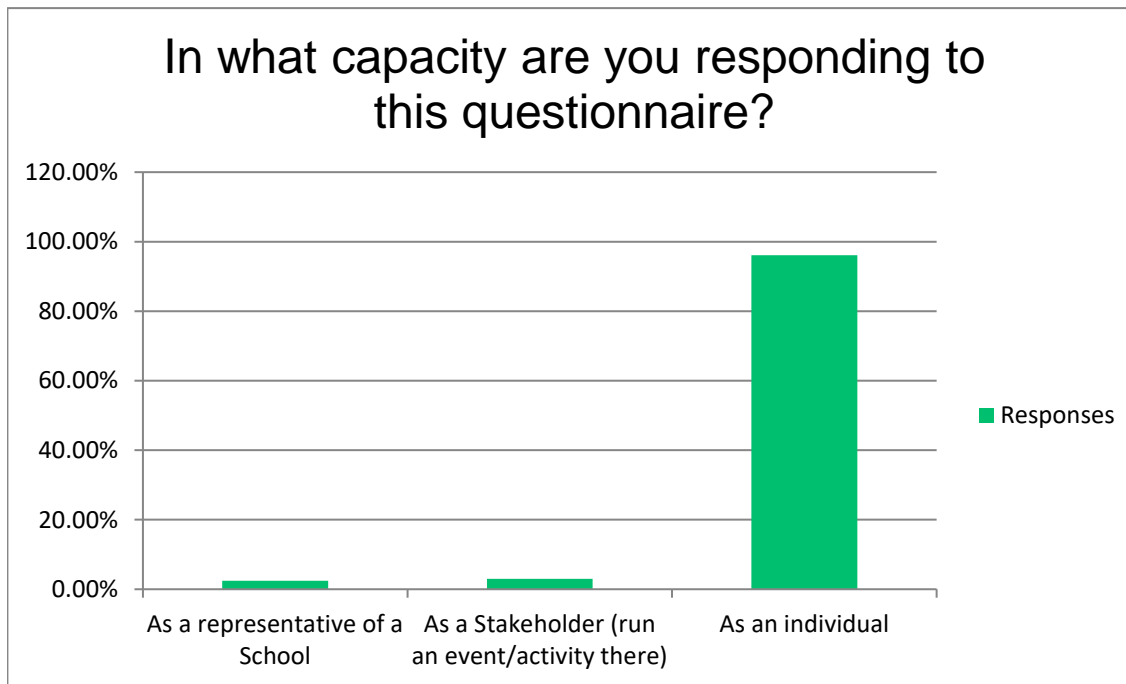


## Elms Park Consultation - November 2021

In what capacity are you responding to this questionnaire?

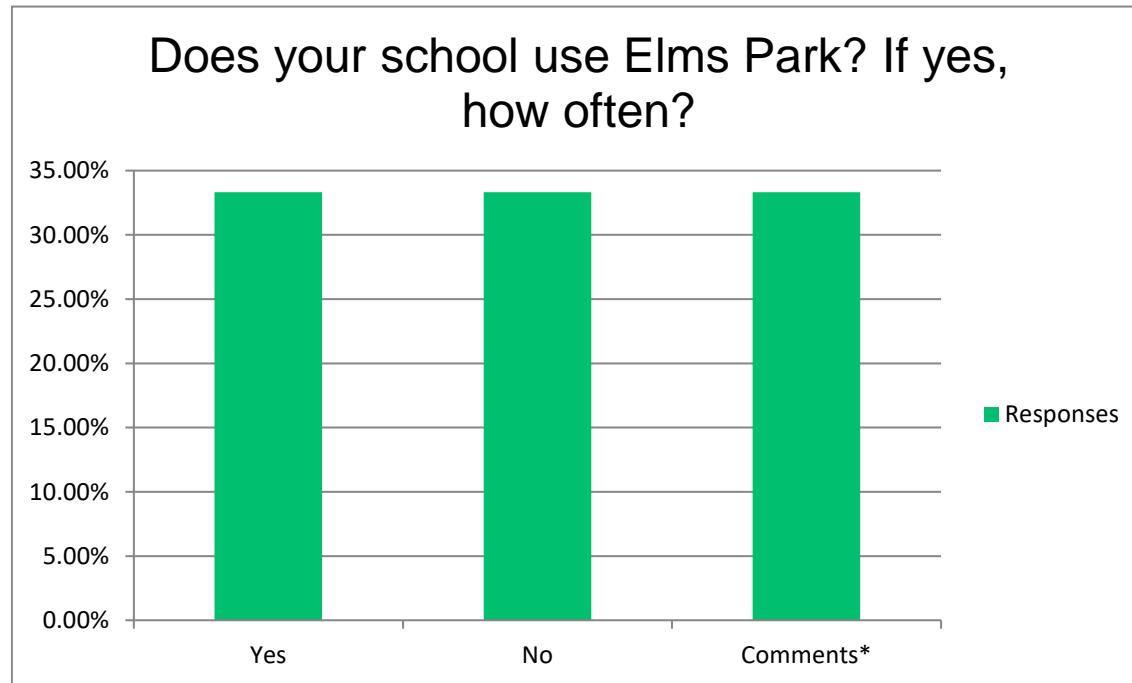
| Answer Choices                                 | Responses |            |
|--|-----------|------------|
| As a representative of a School                | 2.42%     | 8          |
| As a Stakeholder (run an event/activity there) | 3.02%     | 10         |
| As an individual                               | 96.07%    | 318        |
| <b>Answered</b>                                |           | <b>331</b> |
| <b>Skipped</b>                                 |           | <b>2</b>   |



## Elms Park Consultation - November 2021

Does your school use Elms Park? If yes, how often?

| Answer Choices  | Responses |            |
|-----------------|-----------|------------|
| Yes             | 33.33%    | 2          |
| No              | 33.33%    | 2          |
| Comments*       | 33.33%    | 2          |
| <b>Answered</b> |           | <b>6</b>   |
| <b>Skipped</b>  |           | <b>327</b> |



### \* Comments

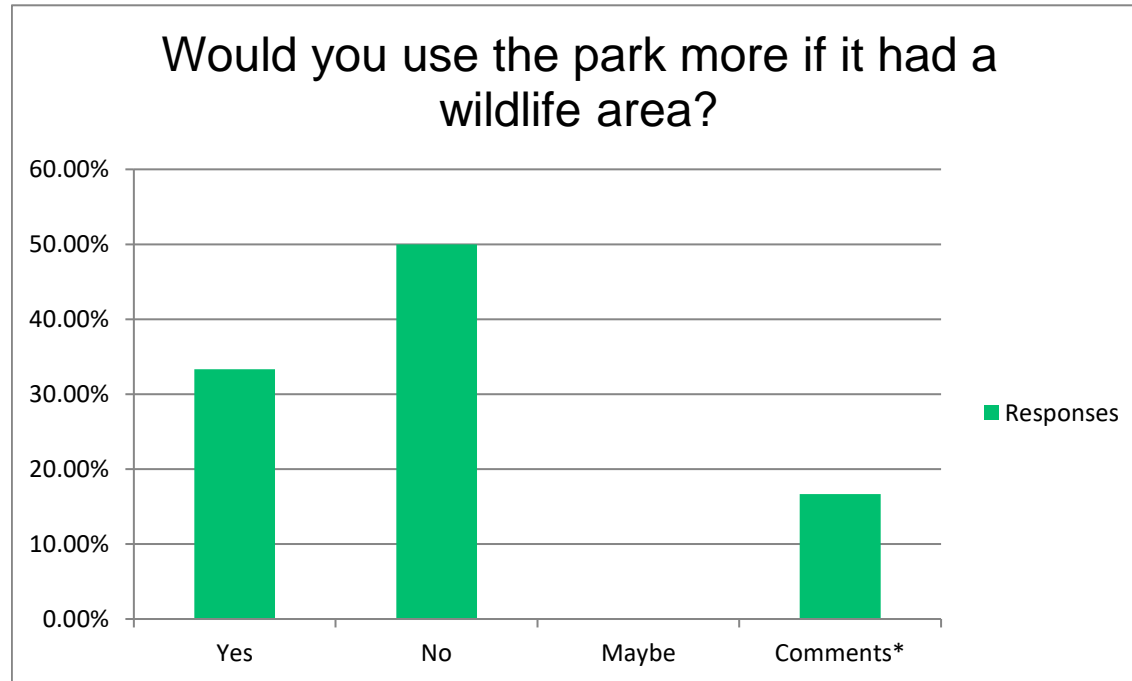
Everyday

Annual Sports Day for 2 hrs

## Elms Park Consultation - November 2021

Would you use the park more if it had a wildlife area?

| Answer Choices  | Responses |            |
|-----------------|-----------|------------|
| Yes             | 33.33%    | 2          |
| No              | 50.00%    | 3          |
| Maybe           | 0.00%     | 0          |
| Comments*       | 16.67%    | 1          |
| <b>Answered</b> |           | <b>6</b>   |
| <b>Skipped</b>  |           | <b>327</b> |



### \* Comment

If we use the park too much the Town Council will charge the school which seems unfair. Therefore probably not.

## Elms Park Consultation - November 2021

### Are there any issues or negative connotations with the park?

|                 |            |   |
|-----------------|------------|---|
| <b>Answered</b> | <b>6</b>   |   |
| <b>No</b>       | <b>2</b>   |   |
| <b>Yes</b>      | <b>3</b>   | Safety at night<br>Teenagers at night, rubbish left by benches and dog poo issues. Playground not good enough and needs replacing<br>Daily use by teenagers sitting on the benches on the side bordering the school, The smell of weed fills our Y2 and Y4 classrooms regularly through the week - particularly during good weather months. We report to PCSOs but capacity is limited so this is an ongoing problem. |
|                 | <b>1</b>   | N/a   |
| <b>Skipped</b>  | <b>327</b> |   |

## Elms Park Consultation - November 2021

**Do you have any ideas for Elms Park?**

**Answered**

**5**

Yes, table tennis tables, picnic tables, and evening lighting of play areas.advanced climbing frame

More for teenages

New play park and splash park area

Updated play area

Move the benches away from the school border so weed smoke does not drift into our classrooms. Allow the school to use for free.

**Skipped**

**328**

**Elms Park Consultation - November 2021**

**Any other comments?**

**Answered                    4**

- More dog bins
- Gym
- This must be done properly and not just a nod to planning rules
- N/a

**Skipped                    329**

## Elms Park Consultation - November 2021

### What do you use Elms Park for?

**Answered** 10

Play, exercise, sport

Thame Carnival

Playground walking

As the venue for the annual Thame Music in the Park music and dance event, attracting more than 5,000 local residents (depending on weather).

music in the park now in its 10th, an annual family festival

Walking the dog. Summer picnic with family and or friends. Use to take children to park when younger

Friends of Elms Park will be organising events/musical events going forward for the local Thame Community.

Park of organised events

We don't, Southern Rd rec and Cuttlebrook are more local

KS2 Sports Day

**Skipped** 323

## Elms Park Consultation - November 2021

### What in Elms Park works well for your event/activity?

**Answered** 10

Playarea, basketball court

The space

It is secure, with only two entrances, which helps to ensure only people with tickets can enter. There is enough open space between the trees lining the footpath to erect the required stages. There is enough open space to accommodate the festival-goers. There is enough open space inside the fence perimeter to accommodate the stallholders, attractions (e.g. bouncy castle, slide, etc.). It is in the town itself, meaning visitors can come on foot, making it an environmentally-responsible event.

Big open space relatively secure and free from cars around edge

Enclosed space, which is large enough but not too large, nice park, adjacent to the school which we use as well  
It's feeling of expanse within the town

The fact that it's an open space which will facilitate different activities/events for all ages.

Easy access and lots of space

Space for a circular 200m track

N/a

**Skipped** 323



## Elms Park Consultation - November 2021

### What doesn't work well for your event/activity in Elms Park?

**Answered**                      **10**

Dog muck, and teenagers loitering in the kids play area, they need a space

No public toilets or water provision

The entrance on Park Street is very narrow, making it a challenge to get some of the lorries carrying stages and stallholder vans in.

Playground must be replaced with more equipment

Dated play equipment

Access into the park is very limited through that one small entrance in park street

Lack of performance area to facilitate differing events. Access can be difficult via main gate from Park Street.

No parking nearby

Loose dogs - no-one adheres to the dogs on leads notices. A child was bitten by a dog at our 2017 sports day. A minority of owners have be abusive to staff when asked to put their dogs on leads.

N/a

**Skipped**                      **323**

## Elms Park Consultation - November 2021

### Are there improvements you would like to see made in Elms park?

|                 |            |  |
|-----------------|------------|--|
| <b>Answered</b> | <b>10</b>  | <p>Table tennis table, upgrade for play park and basketball court. Picnic tables.</p> <p>A Water refill point for bottles and some public toilet facilities.</p> <p>The entrance on Park Street could be made a little wider. It is essential that any improvements ensure there is sufficient open space between the trees lining the footpath to erect the required stages.</p> <p>Play park, wild flowers allowing natural hedgerows to grow back</p> <p>not particularly, but it would be good to have another access point that is gated into the park. Maybe higher security fencing at the back of the park</p> <p>New kit for the kids. Another dog bin New and more benches</p> <p>A variety of differing areas that could accommodate all ages. New play area, refurbishment of MUGA, benches, sensory garden for blind, planted areas for community/children to look after.</p> <p>More outdoor equipment for young people</p> <p>It's a lovely well-maintained space. Update/upgrade playground equipment maybe. Consider moving benches that attract weed smokers away from the school border.</p> <p>N/a</p> |
| <b>Skipped</b>  | <b>323</b> |  |

## Elms Park Consultation - November 2021

What additions would you make to Elms park to benefit your event/activity?

Answered 8

Running track

Splash pad

Public toilet facilities and disabled parking

Better entrance to the site which allows for bigger vehicles to make access. Electricity on site, so events wouldn't have to hire in generators.

More bins

A performance area/hard standing with some form of removable covering. This would facilitate differing events during the year.

Public toilets would help, better lighting in an evening and greater facilities for young people

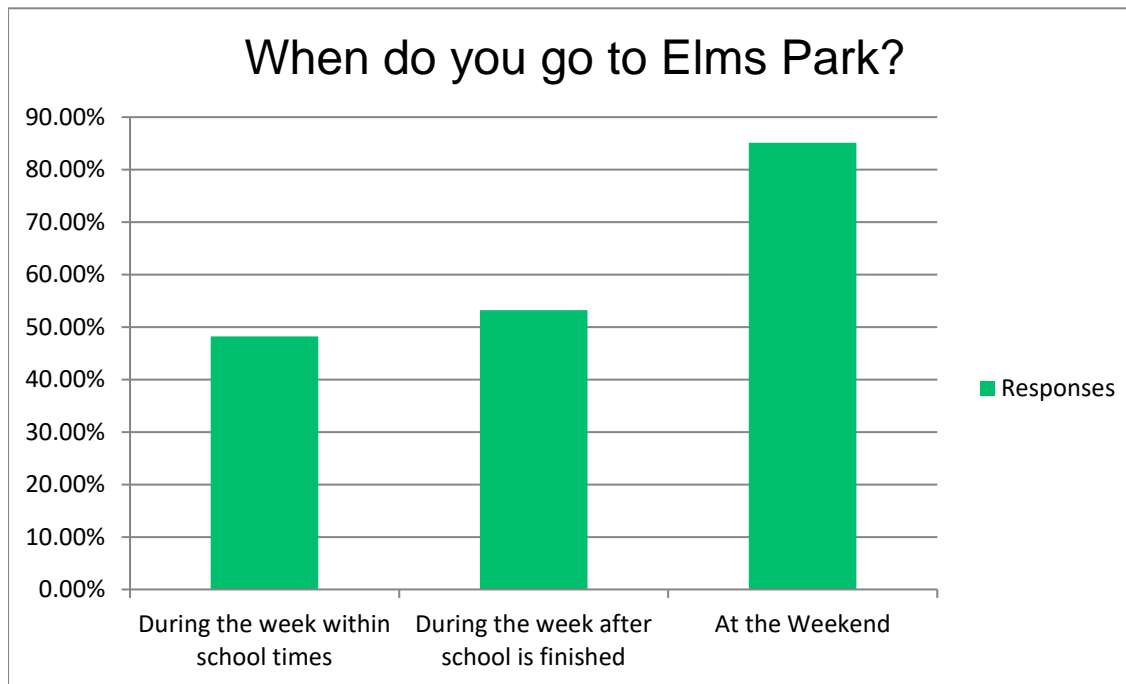
N/a

Skipped 325

## Elms Park Consultation - November 2021

### When do you go to Elms Park?

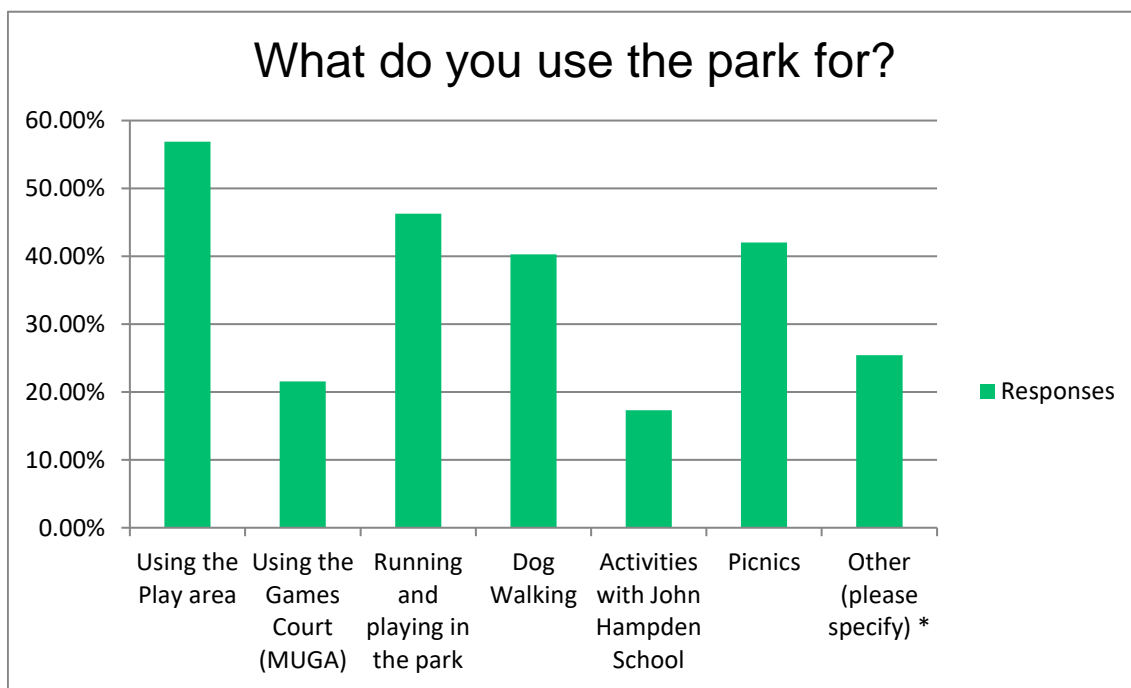
| Answer Choices                           | Responses |            |
|--|-----------|------------|
| During the week within school times      | 48.23%    | 136        |
| During the week after school is finished | 53.19%    | 150        |
| At the Weekend                           | 85.11%    | 240        |
| <b>Answered</b>                          |           | <b>282</b> |
| <b>Skipped</b>                           |           | <b>51</b>  |



## Elms Park Consultation - November 2021

### What do you use the park for?

| Answer Choices                      | Responses |            |
|-------------------------------------|-----------|------------|
| Using the Play area                 | 56.89%    | 161        |
| Using the Games Court (MUGA)        | 21.55%    | 61         |
| Running and playing in the park     | 46.29%    | 131        |
| Dog Walking                         | 40.28%    | 114        |
| Activities with John Hampden School | 17.31%    | 49         |
| Picnics                             | 42.05%    | 119        |
| Other (please specify) *            | 25.44%    | 72         |
| <b>Answered</b>                     |           | <b>283</b> |
| <b>Skipped</b>                      |           | <b>50</b>  |



**\* Other**

Walking x 26

Walking to town, we live close to the park x 2

Walking through park if back gate to John Hampden closed

Litter picking

Relaxing on grass as no real garden

Cut through to town

Relaxing x 3

As walking route to Phoenix Trail x 4

Cycle through on way to Phoenix Trail

Public events x 8

Walking, sitting on bench, relaxing

Open space with granddaughter x 2

Yoga

Meeting friends x 4

Play frisbee - football - toys in the green spaces

Group meeting during Covid

Walking through x 6

I am disabled, have to use a walking-aid, and rarely get out into the town these days, usually needing a lift when going to essential healthcare appointments (eg dentist, optometrist). I miss very much walking out and into Elms Park, etc.

Cycle through

Keep fit

Attending events, using the footpath

Walking, sitting. Leisure

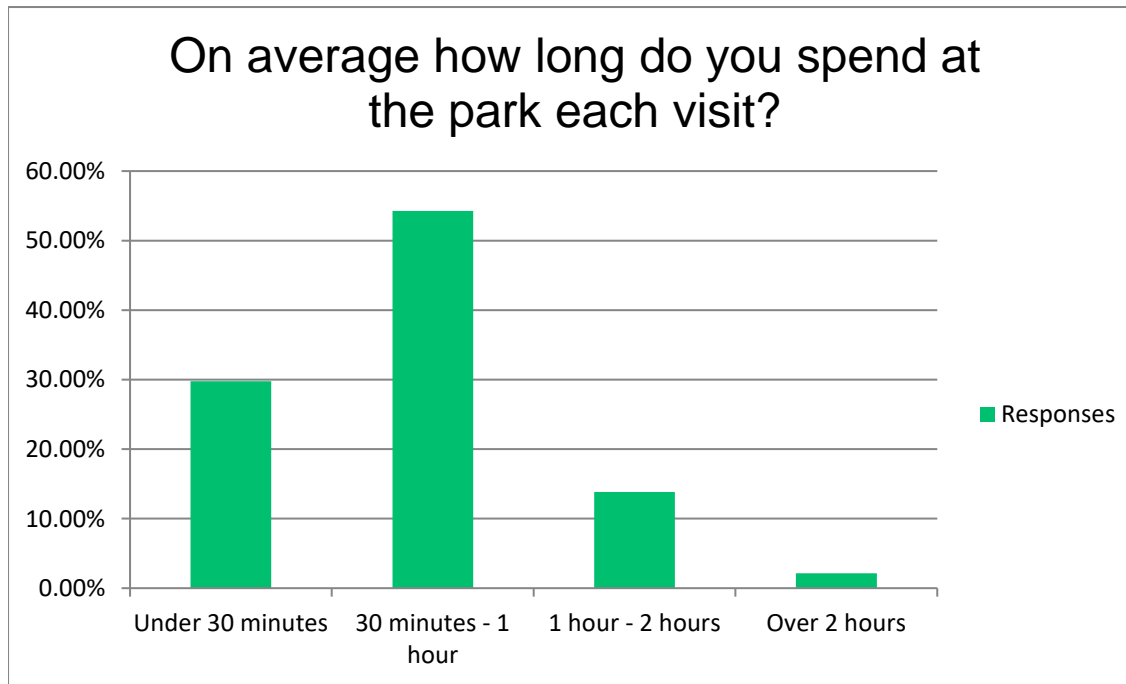
Football x 3



## Elms Park Consultation - November 2021

On average how long do you spend at the park each visit?

| Answer Choices      | Responses |            |
|---------------------|-----------|------------|
| Under 30 minutes    | 29.79%    | 84         |
| 30 minutes - 1 hour | 54.26%    | 153        |
| 1 hour - 2 hours    | 13.83%    | 39         |
| Over 2 hours        | 2.13%     | 6          |
| <b>Answered</b>     |           | <b>282</b> |
| <b>Skipped</b>      |           | <b>51</b>  |

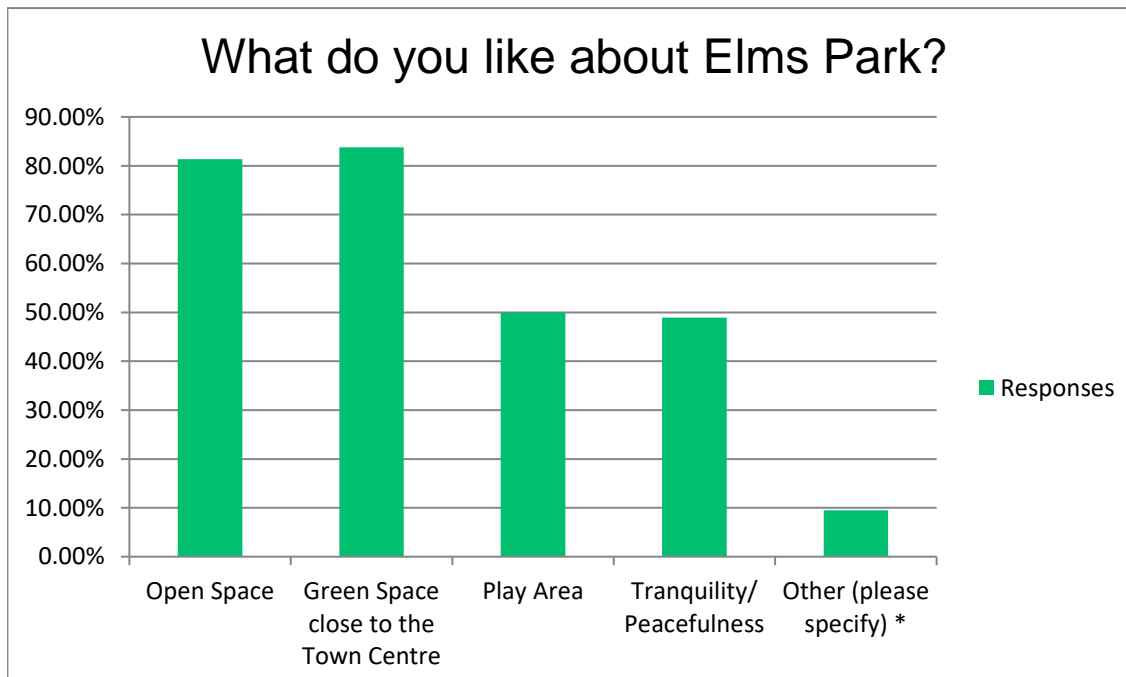




## Elms Park Consultation - November 2021

### What do you like about Elms Park?

| Answer Choices                       | Responses |            |
|--------------------------------------|-----------|------------|
| Open Space                           | 81.34%    | 231        |
| Green Space close to the Town Centre | 83.80%    | 238        |
| Play Area                            | 50.00%    | 142        |
| Tranquility/ Peacefulness            | 48.94%    | 139        |
| Other (please specify) *             | 9.51%     | 27         |
| <b>Answered</b>                      |           | <b>284</b> |
| <b>Skipped</b>                       |           | <b>49</b>  |



---

**\* Other**

Sense of community, seeing others use it too

The separation from the kids main area to the large grassed area

Use as a multi-purpose facility x 2

Fun and social

Close to my home x 2

Trees x 2

Park next to school

Basketball court for teenagers use

Only a short walk from our house

Well maintained

Sense of space

I think it is a lovely place without the development of new houses. It is scandalous that it is possible to build numerous low quality housing in a conservation area. The park will be gravely affected by more expensive low quality housing.

Community - a great place to have chats and meet people. It is also a very important place for young people.

Ideal venue for a community event

Always been there

The huge trees

We love the playground it might be old but it is the best in town!

Not the current park equipment

Bird watching in surrounding trees & hedges

Location

Closed off with limited entrance points

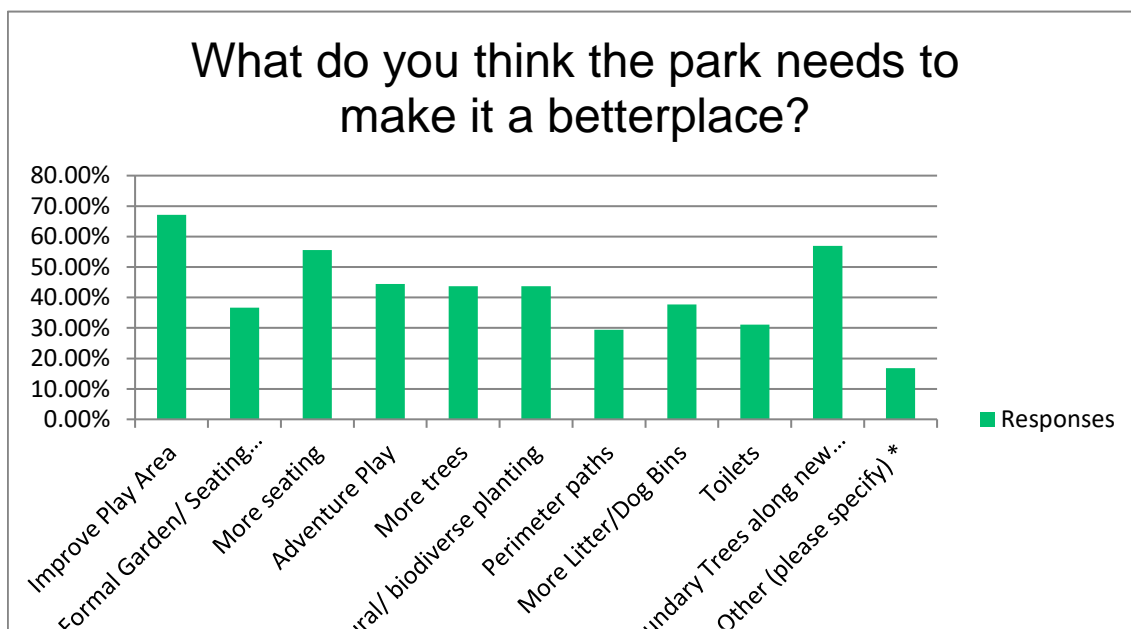
Birds and other wildlife found there

This is a space which is well used by school children, parents and teenagers but it would be good to encourage differing age groups into the park to attend events during the year..

## Elms Park Consultation - November 2021

### What do you think the park needs to make it a betterplace?

| Answer Choices                            | Responses |            |
|---|-----------|------------|
| Improve Play Area                         | 67.13%    | 192        |
| Formal Garden/ Seating Area               | 36.71%    | 105        |
| More seating                              | 55.59%    | 159        |
| Adventure Play                            | 44.41%    | 127        |
| More trees                                | 43.71%    | 125        |
| Natural/ biodiverse planting              | 43.71%    | 125        |
| Perimeter paths                           | 29.37%    | 84         |
| More Litter/Dog Bins                      | 37.76%    | 108        |
| Toilets                                   | 31.12%    | 89         |
| Boundary Trees along new development site | 56.99%    | 163        |
| Other (please specify) *                  | 16.78%    | 48         |
| <b>Answered</b>                           |           | <b>286</b> |
| <b>Skipped</b>                            |           | <b>47</b>  |





### \* Other

#### A duck pond

You need to block out the van diemans side with low hedges (also stops the wind and rubbish) also similar and some trees by new housing . Perimeter paths must be flat, wide enough for a wheelchair and no overgrown bushes, plants (unlike Chinnor- path terrible and overhanging plants) On play side as coming from Park Street. How about a rose garden and some nice benches - not too far back (as the drunks and druggies hide under them otherwise) toilets would be a bonus down towards kids area van Diemans side (due to a gap area and lighting) as this would increase the use for events - cinema in the park, music in the park etc

A tranquil seating area with benches and plants. More trees planted around the edge to give it that natural feel right by the town. Would make a huge difference

The park needs to be redesigned having consulted girls as well as boys for their needs. Better lighting is also essential to make it safer particularly for girls and women using the facilities

The multi use sports area needs to be more inviting to girls - multiple entrances, wider entrances, more seating, different sections

#### Better lighting at night

There used to be trees along most of the boundary?

Perimeter/circular paths would cater more for those just wanting to walk/exercise rather than just a route to the estate on existing path. Also make more use of the space which can't be reached in damp condition

Play area is awful

Tennis table tables x 2

Café x 2

Thoughtful design that doesn't interfere with the expanse of open space but that perhaps creates zones within the park for quiet seating, planting, consideration for views, tree planting, consideration in the design given to sunpath

A general uplift to make it a more pleasant and colourful space rather than just open green area. A space that can be used for more events

BBQ Area, court area is unsightly & run down

More policing, youths smoking weed in the park regularly

Make it a park not a field

Splash park x 4

Community seating. Not tired old metal park benches. Seating in close proximity, where alone people can meet others. Use imaginative ideas

Remove unsavoury people

Interesting planting, sculpture

Less dogs

I think it is a lovely place without the development of new houses. It is scandalous that it is possible to build numerous low quality housing in a conservation area. The park will be gravely affected.

Different levels - ie hilly parts , dips , curves etc - this is a good way to create mini places to sit /be etc that are low maintenance.

Toilets - not enough in Thame

More signs to indicate to dog owners that dogs should be kept on leads

CCTV

More care and maintenance

A bandstand for use by local performers

Cafe with seating area. Make it a focal point for the town but ditching the housing development and expanding the park instead. Create a water park, introduce tennis courts. Build a pond or small lake.

Toilets and a shelter

Lighting around all four edges of the park

Better "policing" of Dogs on leads

More lights and officers passing through checking on the behaviour of teenagers going there later in the day

There is very little shade so some more trees would be good

Cafe/Fountain or pond - water feature - Flowers

No new houses next to it!

Increased police patrols

A sharps bin for all the drugs consumed in the park

The play area is a bit of an embarrassment to Thame. All surrounding villages have brilliant provisions for children and Thame has nothing. The park is dirty, the play area is aged and pretty rubbish!

A boundary hedge along the new development site x 2

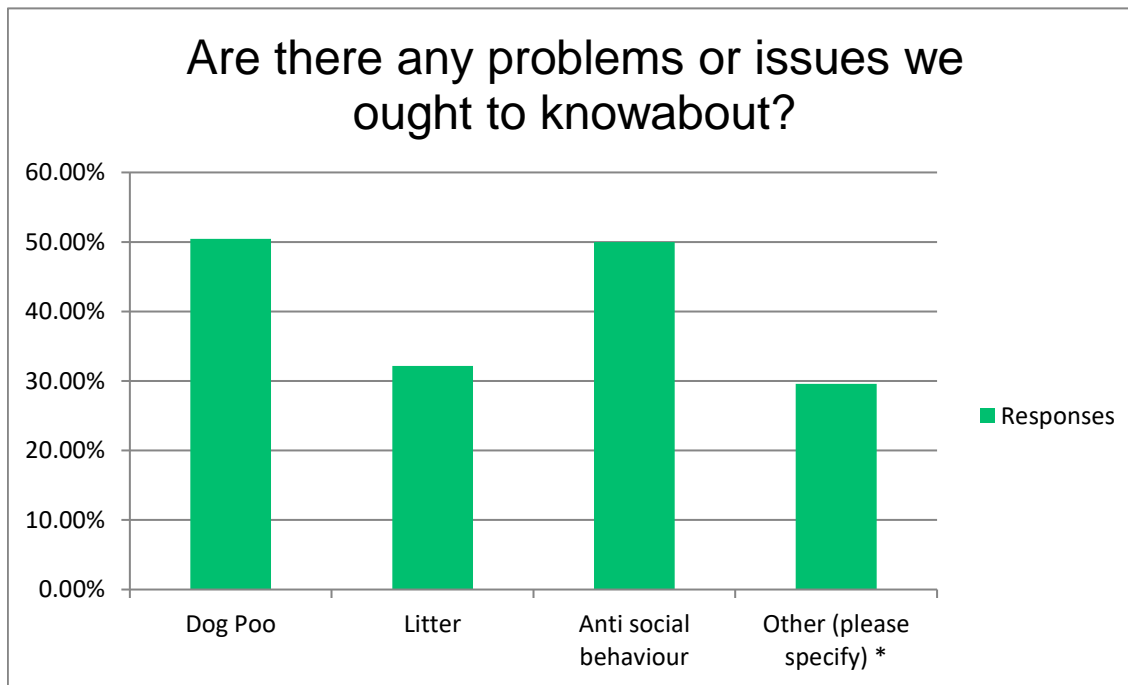
Petanque or boules court and facilities for families to come together to follow recreational games such as boules x 2

Performance area

## Elms Park Consultation - November 2021

Are there any problems or issues we ought to knowabout?

| Answer Choices           | Responses |            |
|--------------------------|-----------|------------|
| Dog Poo                  | 50.43%    | 116        |
| Litter                   | 32.17%    | 74         |
| Anti social behaviour    | 50.00%    | 115        |
| Other (please specify) * | 29.57%    | 68         |
| <b>Answered</b>          |           | <b>230</b> |
| <b>Skipped</b>           |           | <b>103</b> |



## Other

Should be a separate cordoned area for dogs off lead exercise

The benches at the back - allow hiding places for the drunks/ druggies . The area at the rear by van D - near ball court - needs hedges to make a barrier (not full height) but to de mark and make pretty stop rubbish and wind . It would make the park more pleasing to the eye too

It is not designed with girls in mind - minimal lighting, not enough seating, caged MUGA meaning less safe, whole park in one big section.

**Not an area I like to walk through at night on my own**

Familiar issues with people not picking up rubbish, get some cameras/fines

Too much litter and evidence of laughing gas canisters in the play area

Bins are often full

**Bored teenagers hanging around x 2**

Security is a bit of an issue. If the new houses could front onto the park the surveillance would be massively improved and it would make the park a much nicer place to be day and night

**Drug use x 5**

Not much dog poo but some. Kids smoking weed - but where else have they got to hang out?

**Litter**

Dangerous dogs off leads x 6

Drug taking, in hidden areas, around the mugga

I think it is a lovely place without the development of new houses. It is scandalous that it is possible to build numerous low quality housing in a conservation area. The park will be gravely affected by more expensive low quality housing.

Not enough trees, just grass

Too much short grass - not enough care for biodiversity. Get the young people involved in the practicalities of tree planting etc.

Many dog owners take dogs off leads and throw balls to them. This results in anti social dog behaviour.

no all good apart this new development

Unattractive, unfriendly, depressing, run down space with no real purpose. Also needs proper lighting for winter

Put bins next to seats

Not enough seating

Repeat - the dog poo daily. Council need to do something it's disgusting as children play on the grass !!!

Young teenagers vaping and drinking

Often times there are groups of youths who smoke drugs near the current basket ball pitches which is off putting

**Park facilities very old and outdated x 3**

The playground is so dire. It's just not fit for purpose and is in dire need of improvement. It's a real let down to Thame and should be a park where we feel safe, proud and relaxed.

**No parking**

Friends of Elms Park started in 2008 due to the antisocial behaviour in the park which appears to be happening again. They initially undertook a survey as to what the people of Thame wanted to see in Elms Park and the residents of Park Street were initially involved.

## Elms Park Consultation - November 2021

How close do you live to the park in minutes walk?

| Answer Choices  | Responses |     |
|-----------------|-----------|-----|
| Under 2 minutes | 17.13%    | 49  |
| 3-5 minutes     | 28.32%    | 81  |
| 5 - 10 minutes  | 33.22%    | 95  |
| Over 10 minutes | 21.33%    | 61  |
| Answered        |           | 286 |
| Skipped         |           | 47  |

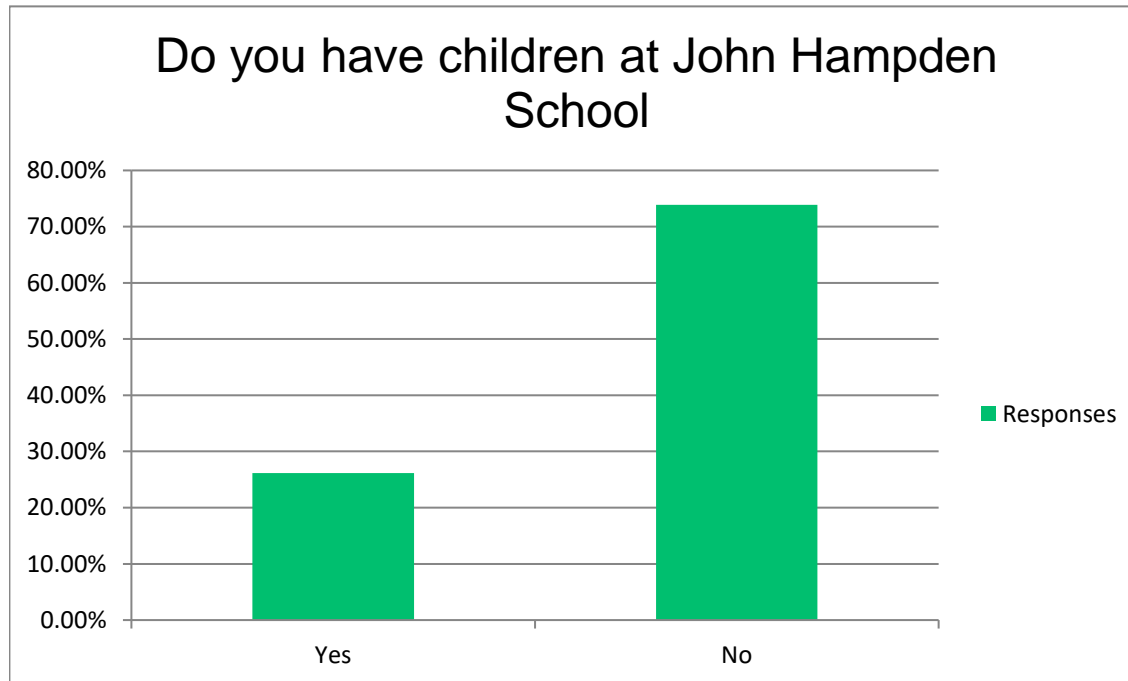




## Elms Park Consultation - November 2021

### Do you have children at John Hampden School

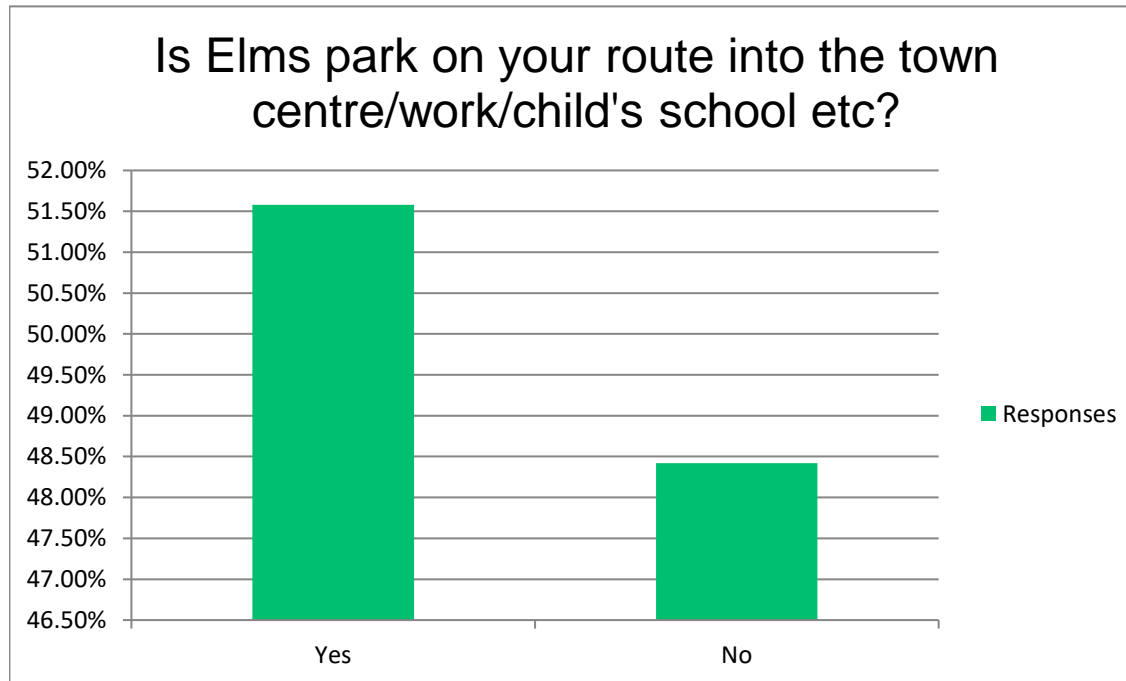
| Answer Choices  | Responses |            |
|-----------------|-----------|------------|
| Yes             | 26.13%    | 75         |
| No              | 73.87%    | 212        |
| <b>Answered</b> |           | <b>287</b> |
| <b>Skipped</b>  |           | <b>46</b>  |



## Elms Park Consultation - November 2021

Is Elms park on your route into the town centre/work/child's school etc?

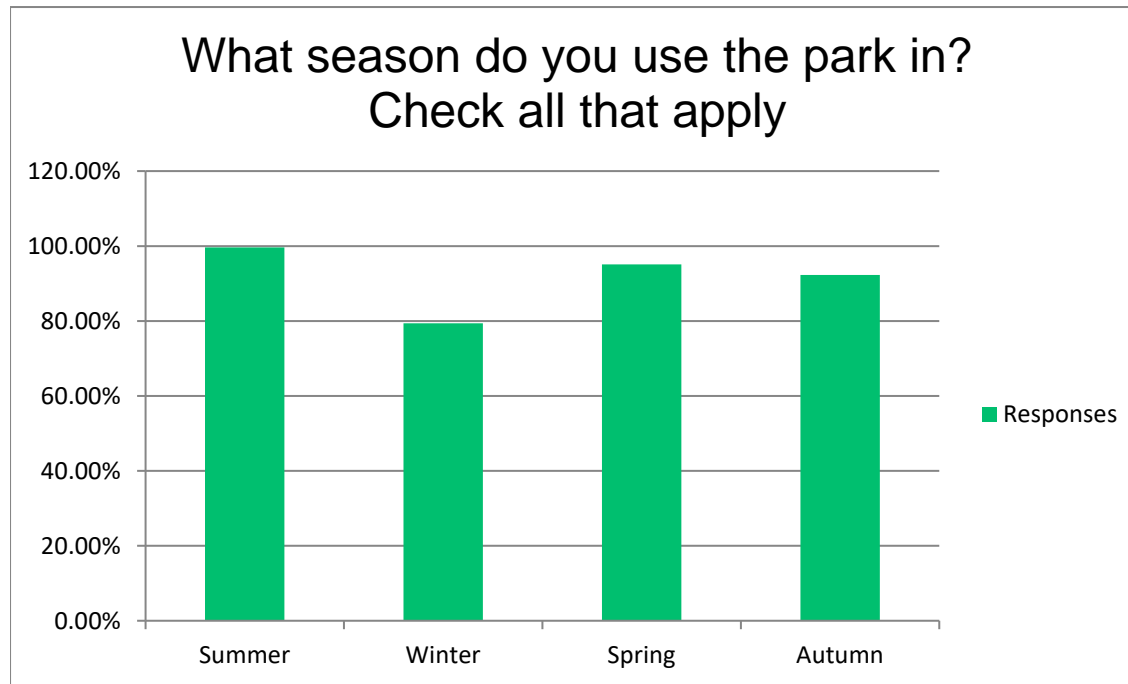
| Answer Choices | Responses |     |
|----------------|-----------|-----|
| Yes            | 51.58%    | 147 |
| No             | 48.42%    | 138 |
| Answered       |           | 285 |
| Skipped        |           | 48  |



## Elms Park Consultation - November 2021

What season do you use the park in? Check all that apply

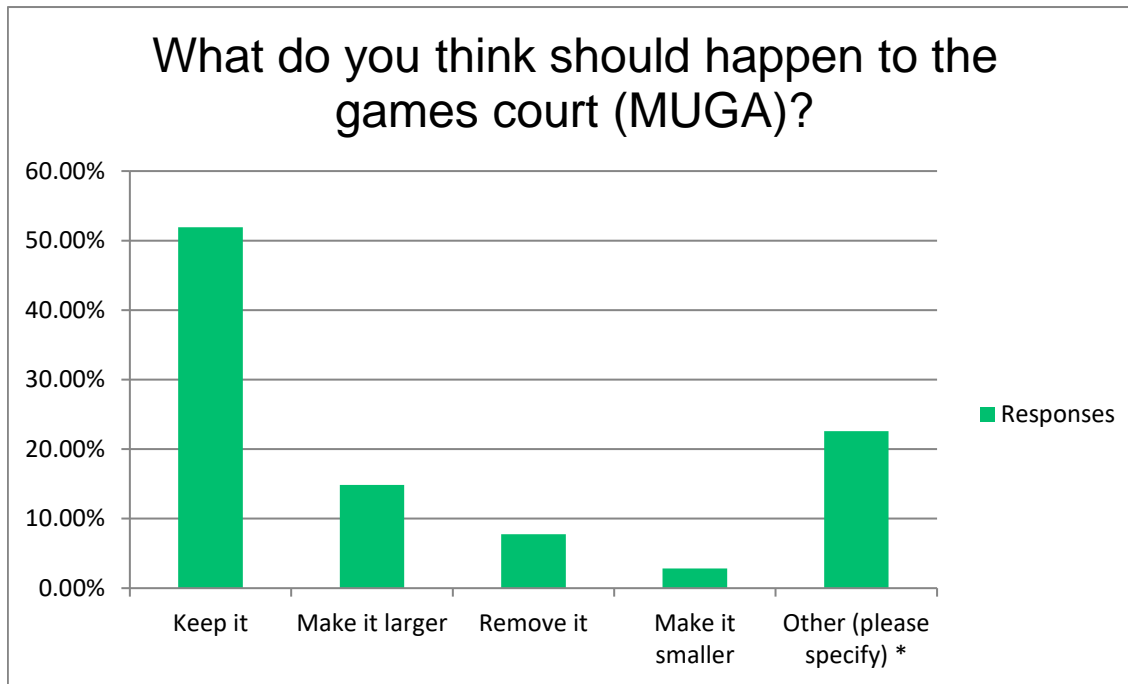
| Answer Choices  | Responses |            |
|-----------------|-----------|------------|
| Summer          | 99.65%    | 285        |
| Winter          | 79.37%    | 227        |
| Spring          | 95.10%    | 272        |
| Autumn          | 92.31%    | 264        |
| <b>Answered</b> |           | <b>286</b> |
| <b>Skipped</b>  |           | <b>47</b>  |



## Elms Park Consultation - November 2021

### What do you think should happen to the games court (MUGA)?

| Answer Choices           | Responses |            |
|--------------------------|-----------|------------|
| Keep it                  | 51.94%    | 147        |
| Make it larger           | 14.84%    | 42         |
| Remove it                | 7.77%     | 22         |
| Make it smaller          | 2.83%     | 8          |
| Other (please specify) * | 22.61%    | 64         |
| <b>Answered</b>          |           | <b>283</b> |
| <b>Skipped</b>           |           | <b>50</b>  |



\* Other

Improve it x 15

Refurbishment with additional uses

No preference

It's not used much - so it could go if honest. But definitely don't make it bigger

Keep it exactly where it is

Upgrade it same size

Remove the cage and improve lighting to make it safer for girls to use

As above- make it more inviting for girls. More seating, more entrances, wider entrances, more lighting

I don't think I've seen anyone using for basketball. The surface and environment are hard for general use and not that welcoming. Make smaller for specific use or develop to be more adaptable i.e. suitable for other sports, conditions, activities

I rarely see anyone using it. The area would make a great cafe/kiosk instead of having to walk into town.

I've rarely seen it used and it looks tired and unloved, a bit of an eyesore in the corner. Thame is reasonably well catered for in terms of sporting facilities and I wonder if the MUGA is the most useful thing to have in Elms park

Not sure how much it is really used. Does it need modernising or removing?

Remove & turn into seating & family BBQB area

Keep it where it is, alot of people use it. It's unfair that the proposal is moving all of the play equipment in front of the houses in van Diemens Rd

Update it - it looks old & tired. It gives somewhere for teenagers to play sports. There is nowhere other public space in Thame that isn't grass.

Tennis court x 4

Modernise it to make it more attractive to youth

Table tennis

Please replace the gravel floor with something softer; it really tears the skin if you fall over.

Add lighting

Make it more attractive for young people and groups to use. Add seating and lighting.

Ask LWS children opinion

Modernise , with functions suggested by users

Keep the function but move it's location

Improve it. Help tackle mental and physical health problems (particularly amongst teenagers) with good quality facilities.

Maybe little people basketball nets

Tennis courts get used, this doesn't.

Turn it into padel tennis courts

Football/ basket ball with grass or soft surface x 2

Not sure yet, but I don't think it should be removed

Make it bigger but leave where it is. Don't move it so that Wrecktree Homes can pretend their new rabbit hutches have a big garden next to them

Great resource maybe upgrade it

The surface is not great for early years children and children in buggies or wheelchairs cannot access it due to the size of the entrance

Add a further court for tennis or another sport maybe

Have a wider range of sports surfaces.

Adapt to make it more available to all town residents. Also more enlarge the space to provide a low hedge around the facility with some seating and place for a secure maintenance shed for rake and other necessary tools.

Keep it and not move its location