






Appendix 2.

List of items to be retained, removed, re-sited, resurface and actions needed.






Appendix 2 should be reviewed in conjunction with Jubilee Playing Field Design Brief and General Specification, Appendix 1, 3 and 4.

ITEM	ACTION AND COMMENTS	PHOTOS
Bucket swing	Retain Ground surface needs attention, 1.2metre wide strip of wetpour to be installed beneath the swing where the existing grass matting has worn out.	
Car playboard	Retain	
Ladybird slide	Remove	
Playboard 1	Retain	
Rocker	Break out for installation in toddler area	

Appendix 2.

List of items to be retained, removed, re-sited, resurface and actions needed.


Appendix 2 should be reviewed in conjunction with Jubilee Playing Field Design Brief and General Specification, Appendix 1, 3 and 4.

Roundabout	Retain Ground surface needs attention, wetpour to be installed around this piece of equipment.		
Stand-up roundabout	Retain Ground surface needs attention, bark chippings to be laid.		
Toddler swings	Retain		
Benches and bins	All to be retained in their current positions		
Metal cover in grass near stand-up roundabout	Remove and make good		
Old grass matting in grass	Remove and make good		

Appendix 2.

List of items to be retained, removed, re-sited, resurface and actions needed.

Appendix 2 should be reviewed in conjunction with Jubilee Playing Field Design Brief and General Specification, Appendix 1, 3 and 4.

Sunken area of grass	Build up with soil removed during play equipment installation and reseed		
----------------------	--	---	--