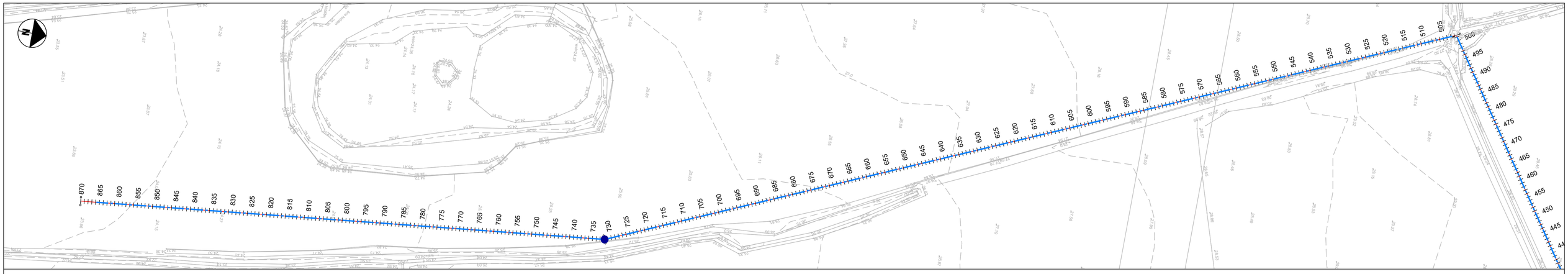

PIPE ALIGNMENT - LONGSECTION CHG. 499-735
SCALE: H 1:500,V 1:100. DATUM: 23.000

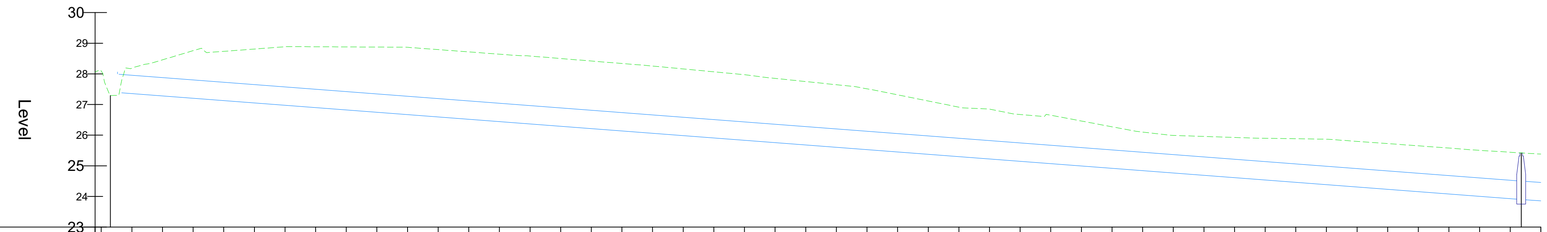

Chainage	Existing Levels
499.000	28.061
500.000	28.097
505.000	28.186
510.000	28.459
515.000	28.757
520.000	28.736
525.000	28.811
530.000	28.886
535.000	28.885
540.000	28.880
545.000	28.875
550.000	28.867
555.000	28.792
560.000	28.717
565.000	28.643
570.000	28.583
575.000	28.501
580.000	28.420
585.000	28.339
590.000	28.256
595.000	28.162
600.000	28.068
605.000	27.974
610.000	27.853
615.000	27.750
620.000	27.647
625.000	27.512
630.000	27.317
635.000	27.116
640.000	26.915
645.000	26.851
650.000	26.675
655.000	26.650
660.000	26.462
665.000	26.273
670.000	26.102
675.000	25.991
680.000	25.958
685.000	25.925
690.000	25.899
695.000	25.883
700.000	25.868
705.000	25.797
710.000	25.725
715.000	25.652
720.000	25.579
725.000	25.505
730.000	25.442
735.000	25.382

Invert Level: 27.39 — 1.523% L= 229.163 — 600mm — 23.90

PIPE ALIGNMENT - LONGSECTION CHG. 730- 870
SCALE: H 1:500,V 1:100. DATUM: 21.000

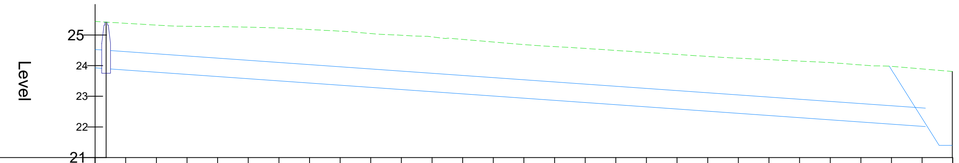

Chainage	Existing Levels
730.000	25.442
735.000	25.382
740.000	25.322
745.000	25.284
750.000	25.271
755.000	25.255
760.000	25.226
765.000	25.178
770.000	25.125
775.000	25.047
780.000	24.991
785.000	24.939
790.000	24.857
795.000	24.772
800.000	24.687
805.000	24.620
810.000	24.561
815.000	24.496
820.000	24.430
825.000	24.365
830.000	24.300
835.000	24.243
840.000	24.195
845.000	24.148
850.000	24.100
855.000	24.023
860.000	23.978
865.000	23.893
870.000	

Invert Level: 23.90 — 1.413% L= 134.484 — 600mm — 22.00

Standard Notes

1. This drawing is to be read in conjunction with all relevant Architect's and Engineer's drawings and the specification.
2. This drawing should not be scaled.
3. All dimensions are to be verified by the contractor on site.
4. All discrepancies should be reported to the C.A. prior to the commencement of the works.

© CIVIC ENGINEERS LIMITED

Notes and Keys

1. CONTAINS OS DATA © CROWN COPYRIGHT AND DATABASE RIGHTS 2021. CONTAINS TOPOGRAPHICAL DATA FROM JACK ENGLISH DATED 25.11.2021.
2. DESIGN HAS BEEN DEVELOPED ON THE ASSUMPTION OF CLAY STRATA - DESIGNER TO BE INFORMED IF DIFFERENT STRATA IS OBSERVED

NOT FOR CONSTRUCTION

Date	Rev	Description	Drawn	Chk
07.06.24	P01	TENDER ISSUE	LT	JF

Project
WREA GREEN
LANCASHIRE

Title
PROPOSED DRAINAGE WORKS
CULVERT LAYOUT & LONGSECTION
SHEET 4

Civic Engineers
MANCHESTER Carver's Warehouse, 77 Dale Street, Manchester, M1 2HG. Tel: 0161 228 6751
LONDON Reeds Wharf, 33 Mill Street, London SE1 2AX. Tel: 020 7253 2927
LEEDS Tower Works, Unit 02-01, Globe Road, Leeds, LS11 5QG. Tel: 0113 2025 130
GLASGOW Gorbals Chambers, 45 West Nile St, Glasgow, G1 2PT. Tel: 0141 370 1829
www.civicengineers.com

Status
TENDER

Project Number	Scale @ A1	Date Created	Drawn	Checked	Suitability	Drawing Number	Revision
2067-02	1:500	JUN 24	LT	JF	----	2067-02-CIV-XX-XX-D-C-30004	P01