

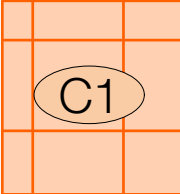
Lutterworth Town Council Building

Proposed Ceiling and Services Plan

143-TAA-00-ZZ-DR-A-2500 T05

Key

EXISTING CEILING = 2775mm




CEILING TYPE 1:

Refer to NBS K40.

- No fire rating required.
- To Achieve 45 Rw (dB) Airborne Sound Insulation.
- 600x600mm Standard Suspended Grid Ceiling
- 29mm Suspended Frame fixed to underside of existing soffit.
- 12.5mm Plasterboard.

Existing Ceiling Height TBC on Site.



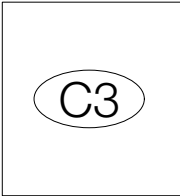
CEILING TYPE 2:

Refer to NBS K40.

- No fire rating required.
- To Achieve 45 Rw (dB) Airborne Sound Insulation.
- MF Suspended Plasterboard Ceiling to Match Existing
- N/a MF Suspended ceiling, fixed to underside of existing soffit.
- 50mm Celotex PL4000 Insulation.
- 12.5mm Plasterboard.

Existing Ceiling Height TBC on Site.


Existing Rooflight Light Tunnel's to be retained. Contractor to carefully remove existing ceiling to be removed and make good before new MF plasterboard ceiling installed around Rooflight Tunnel's only.



CEILING TYPE 3:

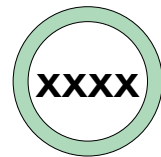
- Ceiling to Remain as Existing.
- Existing Ceiling Build-up (assumed):
- N/a MF Suspended plasterboard ceiling, fixed to existing soffit.
- 12.5mm Plasterboard.

Existing Ceiling TBC on Site.



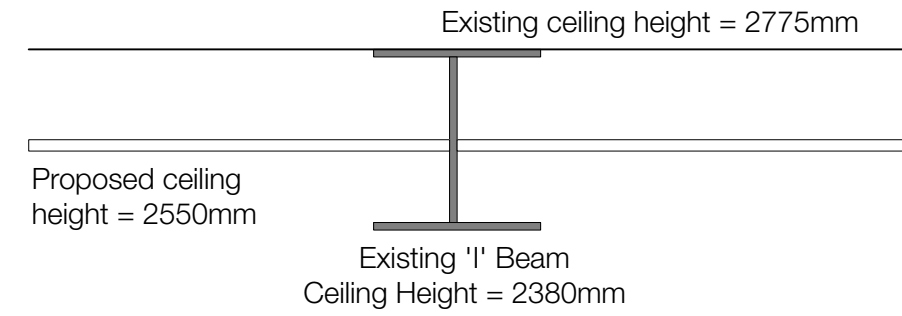
CEILING HEIGHT:

- Proposed Ceiling Height.
- Existing Ceiling removed and replaced as indicated.



BULKEADS:

- Exiting Height to the underside of bulkheads.
- TBC on Site before any works commence.

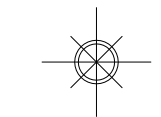


Proposed ceiling height 225mm lower than existing for any/all mechanical and electrical services. Allowance to be made for finishes/paint work to the remaining exposed 'I' beam.



NEW RADIATOR LOCATIONS:

- Indicative new radiator location to be fitted and installed to the existing boiler, located in the kitchen.

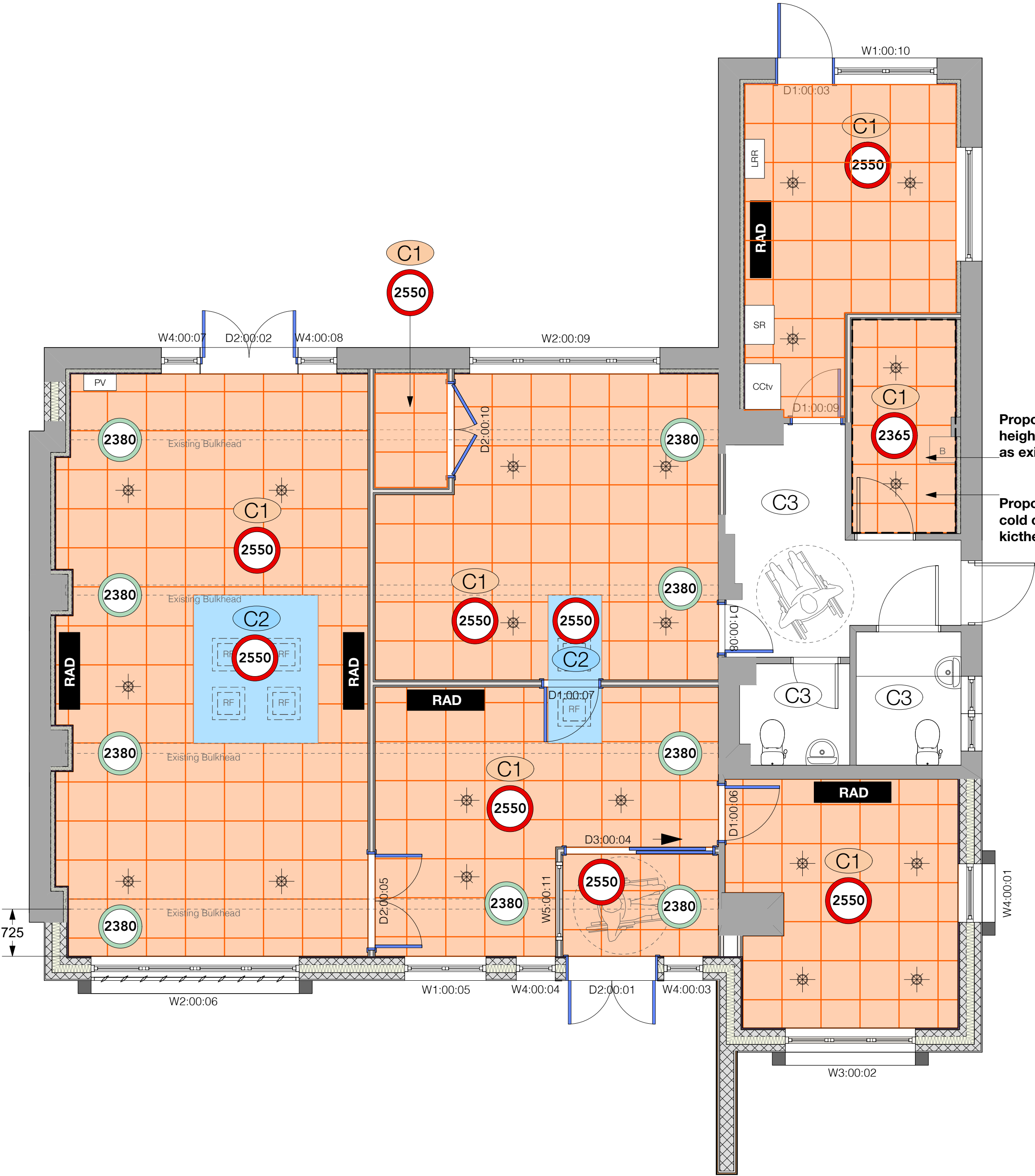


LIGHTING:

- New spot lighting throughout fitted within new grid ceiling.
- Details and specification to be confirmed.

TRUNKING:

- New trunking proposed to all new sockets to offices and council chamber. Please refer to Proposed FF&E Plan for locations of new sockets and trunking.



Notes:
This drawing is to be read in conjunction with all other consultants and specialist sub-contractors' drawings, throughout design, tender & construction. All structural and MEP information shown on these drawings is based on structural & MEP photography & is to be fully designed, detailed & dimensioned by others.
All specified manufacturers are 'or equal & approved' whether stated or not. Any equivalent product or manufacturer must be approved in writing by the Contract Administrator and Principal Designer before use. All drawings are to be read in conjunction with project specific National Building Specification.
The main contractor is responsible for checking all dimensions prior to commencement of work. Any discrepancies discovered must be reported to the Contract Administrator as soon as they become apparent.

Suitable for Tender - S1



Note -

- No part of the ceiling suspension system shall be suspended from the M&E services . All fixings must be firmly attached to the structural soffit above.

Existing structural soffit to be assessed for suitability to support proposed suspension grid system & hangers.

ALL CONNECTION TO EXISTING FIRE ALARM, CCTV, RADIO AND PV PANELS TO BE RETAINED AS EXISTING.


Allowance to be made for mechanical ventilation in WC's in accordance with sub-contractor's deisgn.

Allowance to be made for new thermostatic valves to all radiators.

M&E sub-contractor responsible for all services design.

T05	15/02/2024	Revised to Building Controlyl comments.	SD
T04	11/12/2023	Services included.	SD
T03	07/12/2023	Ceiling Type 1 & 2 revised.	SD
T02	16/11/2023	Ceiling height reduced to allow M&E services	SD
T01	09/11/23	Initial issue	SD

Rev	Date	Revision Details	Author
-----	------	------------------	--------



Client	Lutterworth Town Council
Job	Lutterworth Town Council Building
Title	Proposed Ceiling and Services Plan

Drawn	Date	Checked	Date
SD	Sep 2023	TA	Sep 2023
Scale	1:50	Size	A2
Drawing Number	143-TAA-00-ZZ-DR-A-2500	Revision	T05

Status & Purpose For Issue	Status
Suitable for Tender	S1



Registered company address: TAA Limited, 30 Nelson Street, Leicester LE1 7BA. Healthcare Design is a sub division of Tim Adams Architects Limited. Company Number: 11081976

The copyright of this drawing is vested in the Architects' Designer and must not be copied or reproduced without his written consent. Figured dimensions only to be taken from this drawing. All contractors and/or specialists must visit the site and be responsible for taking and checking all dimensions relative to this work.