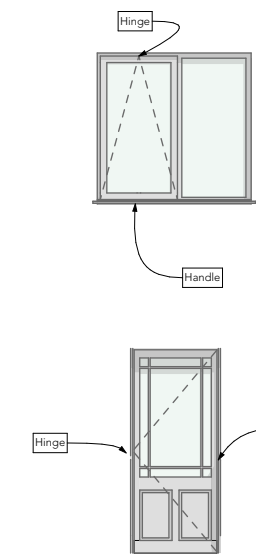


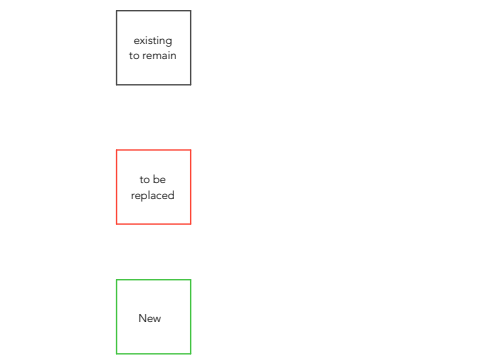
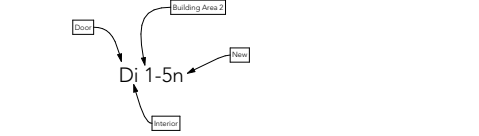
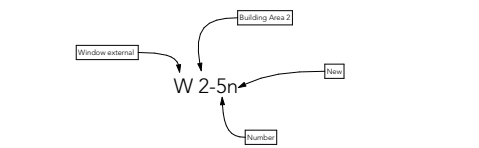
Teleflex & Manual Winding Gear Systems for manually closing and opening

This is a first draft door and window schedule. This schedule is without information of colour, material, security, fire rating, acoustic performance etc. All dimensions also to be checked on site.



Hardware and Locks to comply with Part Q of Building Regulation
All opening require to be measured on site. Please check that Escape Windows are installed as in the approved BR drawings.

- Escape Window/Door
- Window with restrictor
- Fire Door FD20
- Acoustic Performance



Design Risks & Hazards: Please inspect the site and study all drawings before any work is carried out. There are services around and pipes in the ground. Any work on an existing property should have an asbestos survey. The site is located within a park with many visitors.

This drawing is copyright to Horne Architects Limited and any use of the information requires written permission. Do not scale for construction purposes from this drawing and all dimensions are to be checked on site and any discrepancy noted or corrected to be reported to the architect. This drawing shall be used in accordance with the relevant building regulations and specifications.

Rev	Date	By	Description

project
Kimberley Park Lodge, 33 Kimberley Park Rd,
Falmouth TR11 2DA
Kimberley Park Lodge

client
Falmouth Town Council

drawing
06-Proposed
West Window, Ground Floor



Technical Design First Draft			
scale 1:25, 1:50	drawing no. 453	project no. 0141.a	date 25/03/2024
author A1-L	checked MH	drawn MH	rev -