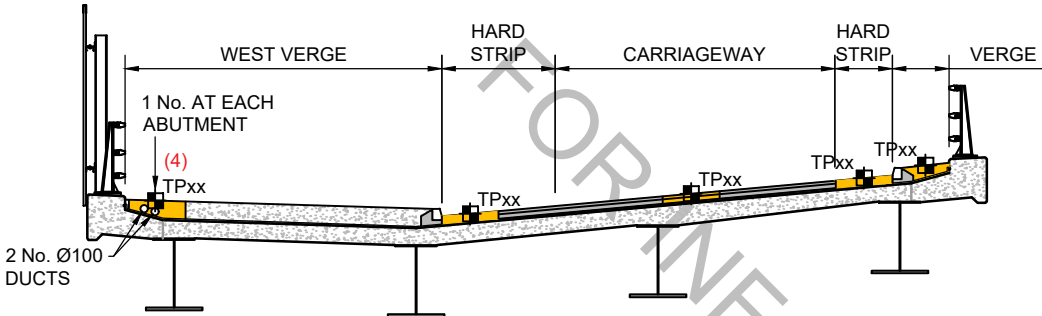
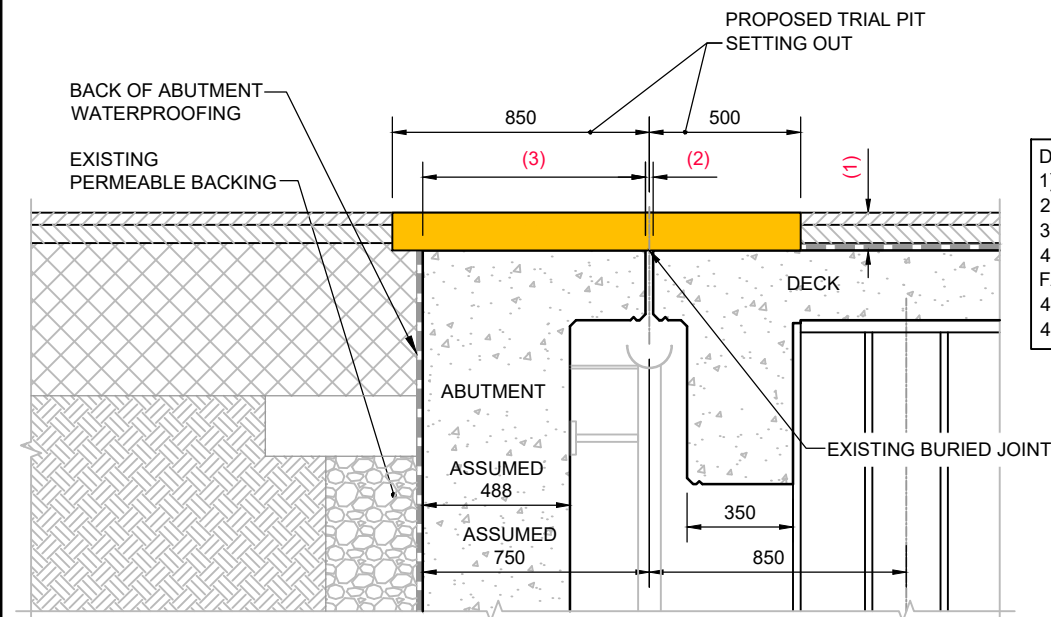


LOCATION PLAN  
SCALE 1:50,000



TYPICAL CROSS SECTION THROUGH DECK  
SCALE 1:100



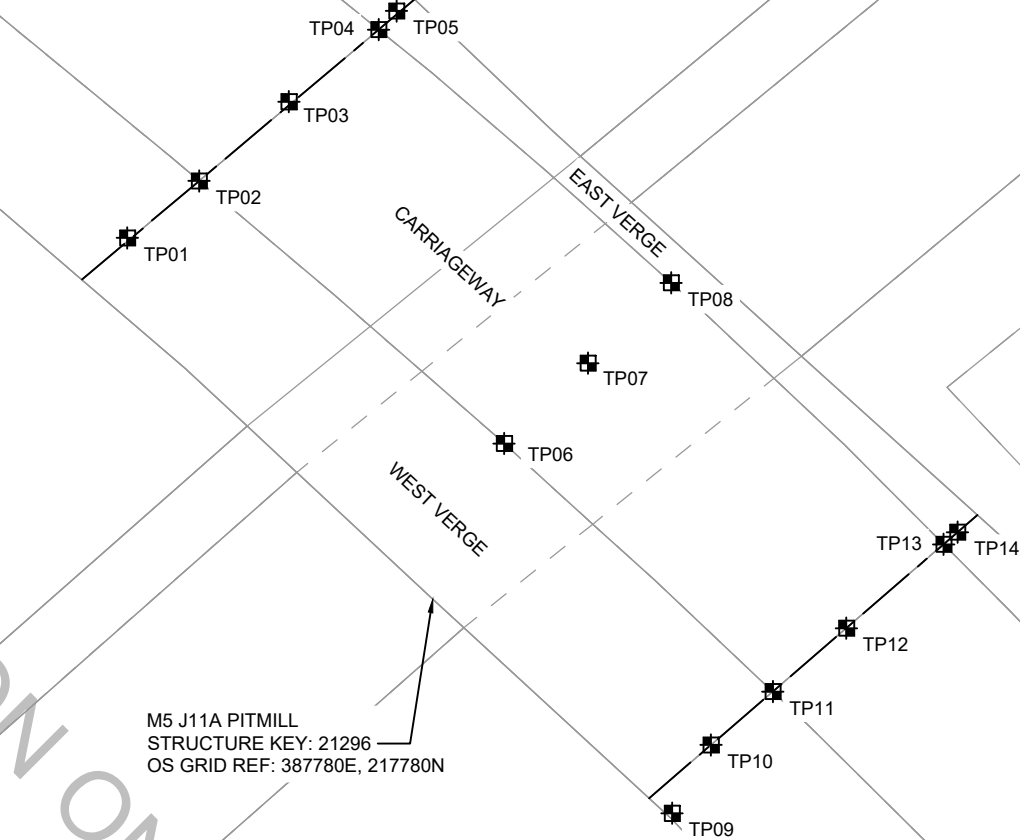
TYPICAL CROSS SECTION (NORTH CARRIAGEWAY JOINT)  
SCALE 1:25

DIMENSIONS REQUIRED DURING TRIAL PITTING WORKS:

- 1) DEPTH OF SURFACING
- 2) EXPANSION GAP
- 3) WIDTH OF BALLAST WALL
- 4-i) POSITION OF DUCTS I.E. DISTANCE FROM INSIDE FACE OF PARAPET PLINTH
- 4-ii) DIAMETER & SPACING OF DUCTS
- 4-iii) DEPTH OF COVER TO DUCTS



- NOTES**
- ALL DIMENSIONS ARE IN MILLIMETRES UNLESS OTHERWISE NOTED.
  - SIZE OF TRIAL PITS (mm) ON DECK:  
1350mm LONG x 750mm WIDE (850mm ABUTMENT SIDE, 500mm DECK SIDE).  
TOTAL No. OF TRIAL PITS: 14  
- 1 No. ADJACENT TO EACH KERB (6 No. TOTAL).  
- 2 No. EQUALLY SPACED BETWEEN KERBS (3 No. TOTAL).  
- 3 No. IN WEST FOOTWAY AT EACH END TO DETERMINE POSITION OF DUCTS.  
- 2 No. IN EAST VERGE AT EACH END OF DECK.
  - SIZE OF TRIAL PITS ON WEST FOOTWAY:  
500mm LONG x 750mm WIDE.
  - TP09 TO BE LOCATED IN SOFT VERGE MATERIAL BEHIND SOUTH ABUTMENT.



© CROWN COPYRIGHT AND  
DATABASE RIGHTS (2021)  
OS 100030649

LOCATION PLAN  
SCALE 1:200

CLIENT

AGENT

PROJECT NAME		M5 J11A PITMILL DECK REFURBISHMENT			
DRAWING TITLE		TRIAL PITTING LOCATION PLAN			
REFERENCE	SCALE :	AS STATED	DRAWING STATUS		
	DIMENSIONS :	mm	WORK IN PROGRESS		
	COPYRIGHT ©KIER		PRELIMINARY		
			CONSTRUCTION		✓
	ORIG DWG SIZE:	A3	AS-BUILT		
	SUITABILITY: A		FOR CONSTRUCTION		

C02	NOTES AMENDED.	JB	HM	AM	AM	01/03/2021
C01	FOR TST SURVEYS.	JB	HM	AM	AM	11/02/2021
REV	DETAILS	DRWN	DES	CHKD	APPD	DATE
DRAWING NUMBER						KIER PROJECT REFERENCE HE605473
PROJECT HE605473		ORIGINATOR KIER		VOLUME SBR		REVISION
M5_BR_21296		DR - CB		010003		C02
LOCATION		TYPE		ROLE		NUMBER