DO NOT SCALE FROM THIS DRAWING EXCEPT FOR PLANNING PURPOSES. THE CONTRACTOR IS TO CHECK ALL DIMENSIONS AND LEVELS ON SITE BEFORE COMMENCING WORK AND NOTIFY THE ARCHITECT OF ANY DISCREPANCIES.

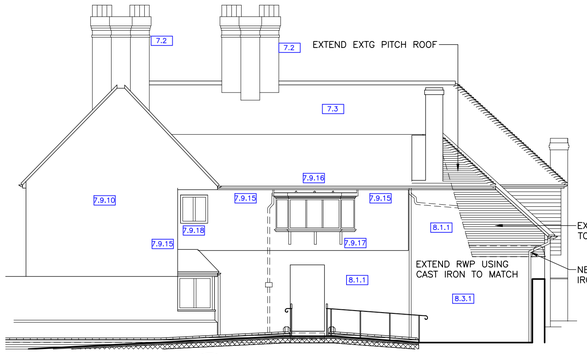

B SOUTHWEST ELEVATION
05 06 SCALE: 1:100 M

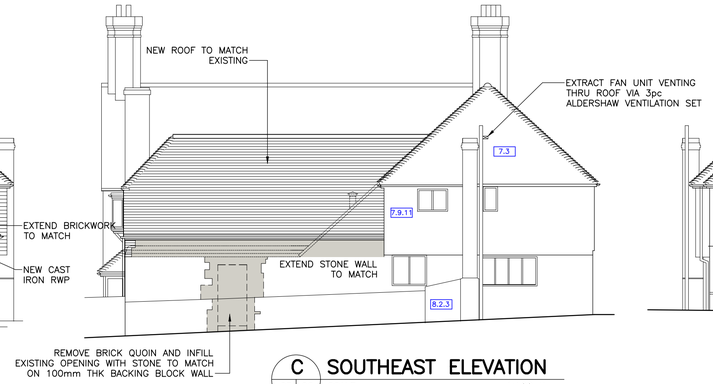

C SOUTHEAST ELEVATION
05 06 SCALE: 1:100 M

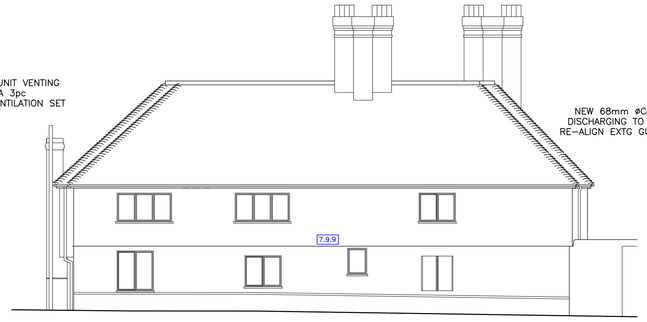

D NORTHEAST ELEVATION
05 06 SCALE: 1:100 M

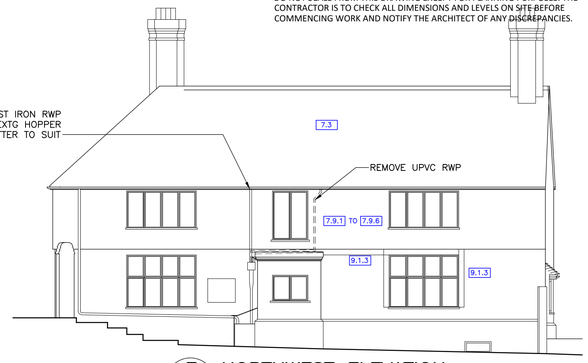

E NORTHWEST ELEVATION
05 06 SCALE: 1:100 M

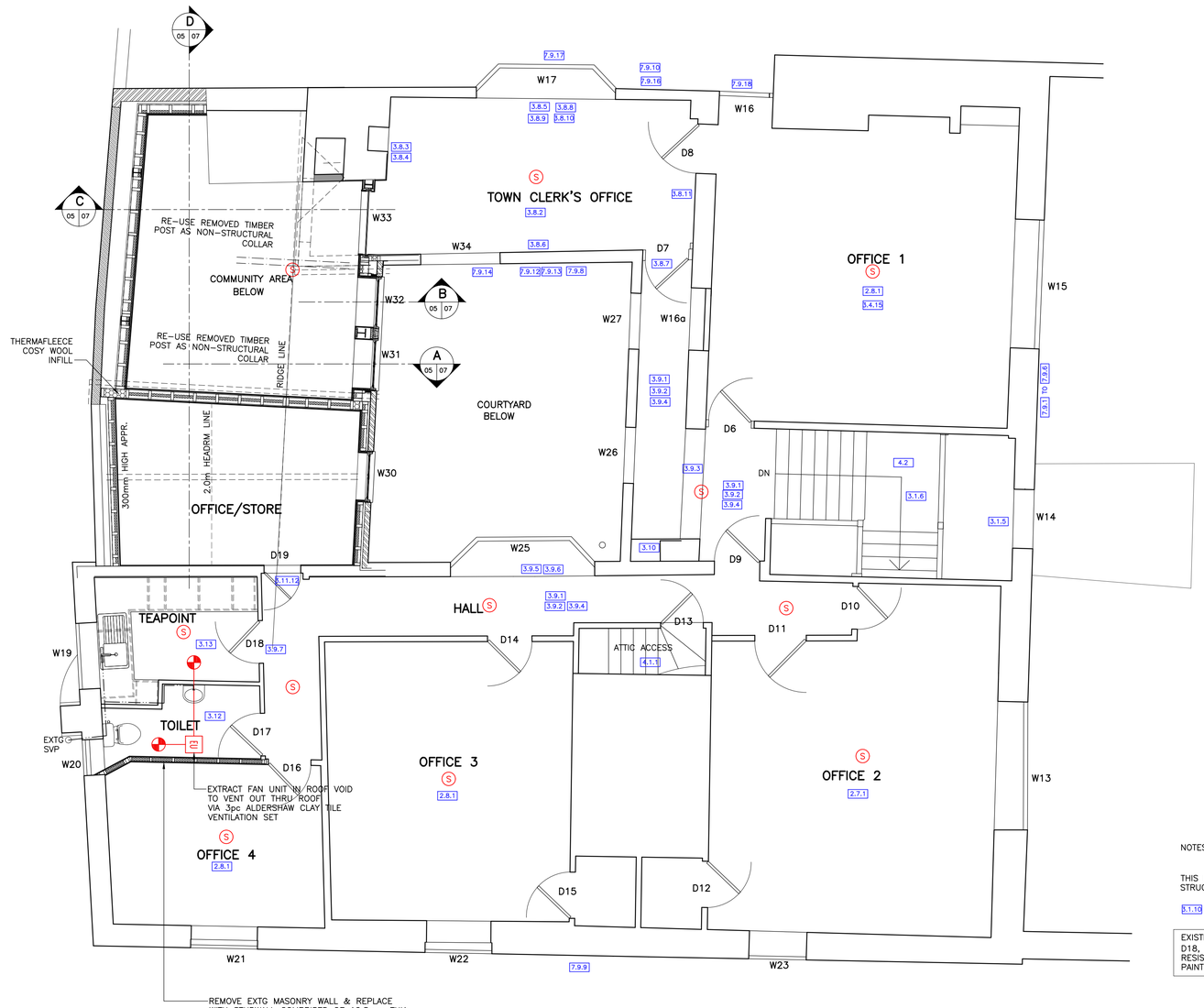

A FIRST FLOOR PLAN
05 06 SCALE: 1:50 M

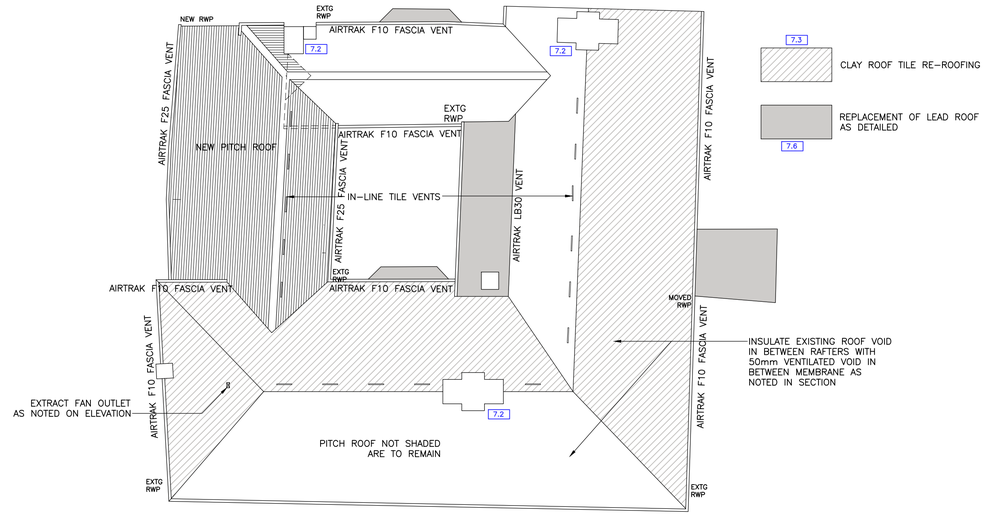

F ROOF PLAN
06 06 SCALE: 1:100 M

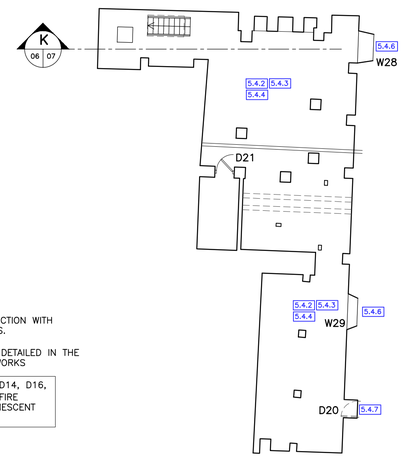

G CELLAR PLAN
06 06 SCALE: 1:100 M

NOTES:

THIS DRAWING IS TO BE READ IN CONJUNCTION WITH STRUCTURAL ENGINEERS & M&E DRAWINGS.

3.1.10 OTHER REPAIR WORKS ITEM NOT DETAILED IN THE DRAWING – SEE SCHEDULE OF WORKS

EXISTING DOORS D6, D7, D9, D10, D11, D14, D16, D18, & D19 TO BE UPGRADED TO ½ HR FIRE RESISTANT WITH ENVIROGRAF CLEAR INTUMESCENT PAINT WITH SMOKE SEALS TO LINING.

REV.	DATE	DESCRIPTION

PROJECT

The Almonry High Street Battle

TITLE

Floor plan & elevations as proposed

JOHN D CLARKE ARCHITECTS

2 West Terrace, Eastbourne, BN21 4QX · Telephone: 01323 411506
admin@jdcarchitects.co.uk www.jdcarchitects.co.uk

SCALE	DRAWING No.	DRAWN BY
as shown	10205/06	apr
DATE 08.11.19	REVISION	Original Paper Size A1