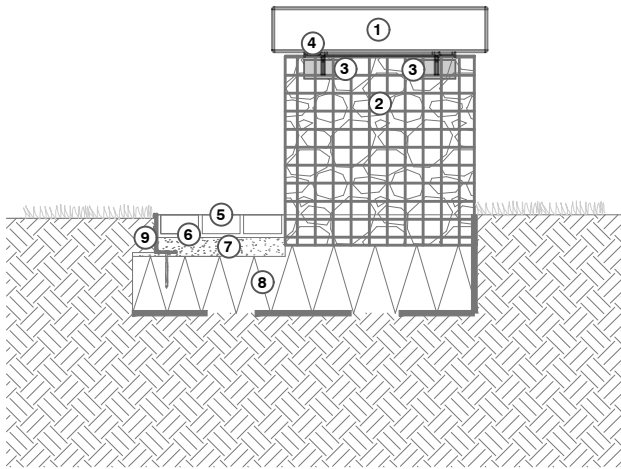


Gabion Small Amphitheater Bench Detail

Scale 1:20

05
001

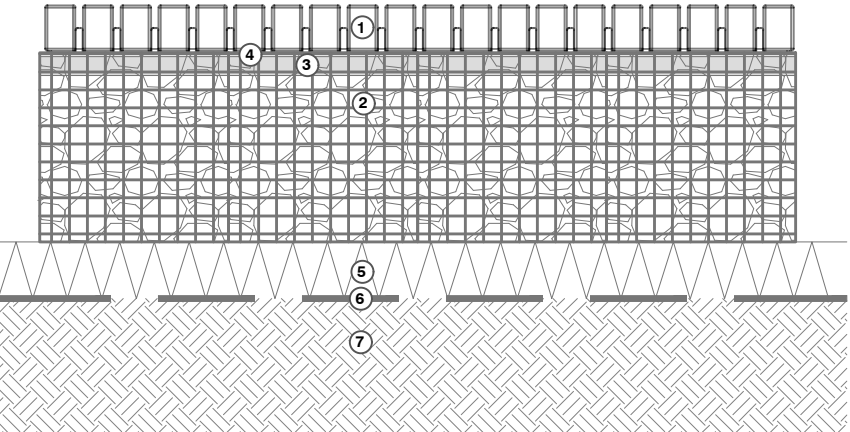


- 1. Timber Seat Top**
Logic Plateau Integrated Seating, Curved Module
Stainless Steel, Class 2 UK grown hardwood
- 1. Gabion Basket**
Fine Mesh Metals: Galfan 1m x 0.5m x 0.5m (4mm wire width)
Gabion Fill: Longcliffe 125-75mm Limestone
- 2. Steel Bar**
Laid within gabion basket, running lengthways
- 3. Fixings** (to concrete core & steel bar) to manufacturer specification
- 4. Limestone Setts**
Type: Buxton Architectural Stone LLP
Dimensions: 100mm(w) x 100mm(l) x 50mm(h)
Finish: Tumbled
- 5. Jointing**
10-12mm width & depth
Ultrascape Rapid Set mortar
- 6. Bedding Aggregate**
50mm Bedding mortar
- 7. Sub Base**
150mm MOT Type 1
- 8. AluExcel Edging**
Type: Fort Flexible
Finish: Galvanised steel
Dimensions: 150mm(h) x 2400mm(l) x 50mm(foot w)
- 9. Terram Geotextile Layer**
- 10. Consolidated earth**

Gabion Small Amphitheater Bench Detail

Scale 1:20

05
003



- 1. Timber Seat Top**
Logic Plateau Integrated Seating, Curved Module
Stainless Steel, Class 2 UK grown hardwood
Length: 2380mm
- 2. Gabion Basket**
Fine Mesh Metals: Galfan 1m x 0.5m x 0.5m (4mm wire width)
Gabion Fill: Longcliffe 125-75mm Limestone
- 3. Steel Bar**
Laid within gabion basket, running lengthways
- 4. Fixings** (to concrete core & steel bar) to manufacturer specification
- 5. Sub Base**
150mm MOT Type 1
- 6. Terram Geotextile Layer**
- 7. Consolidated earth**

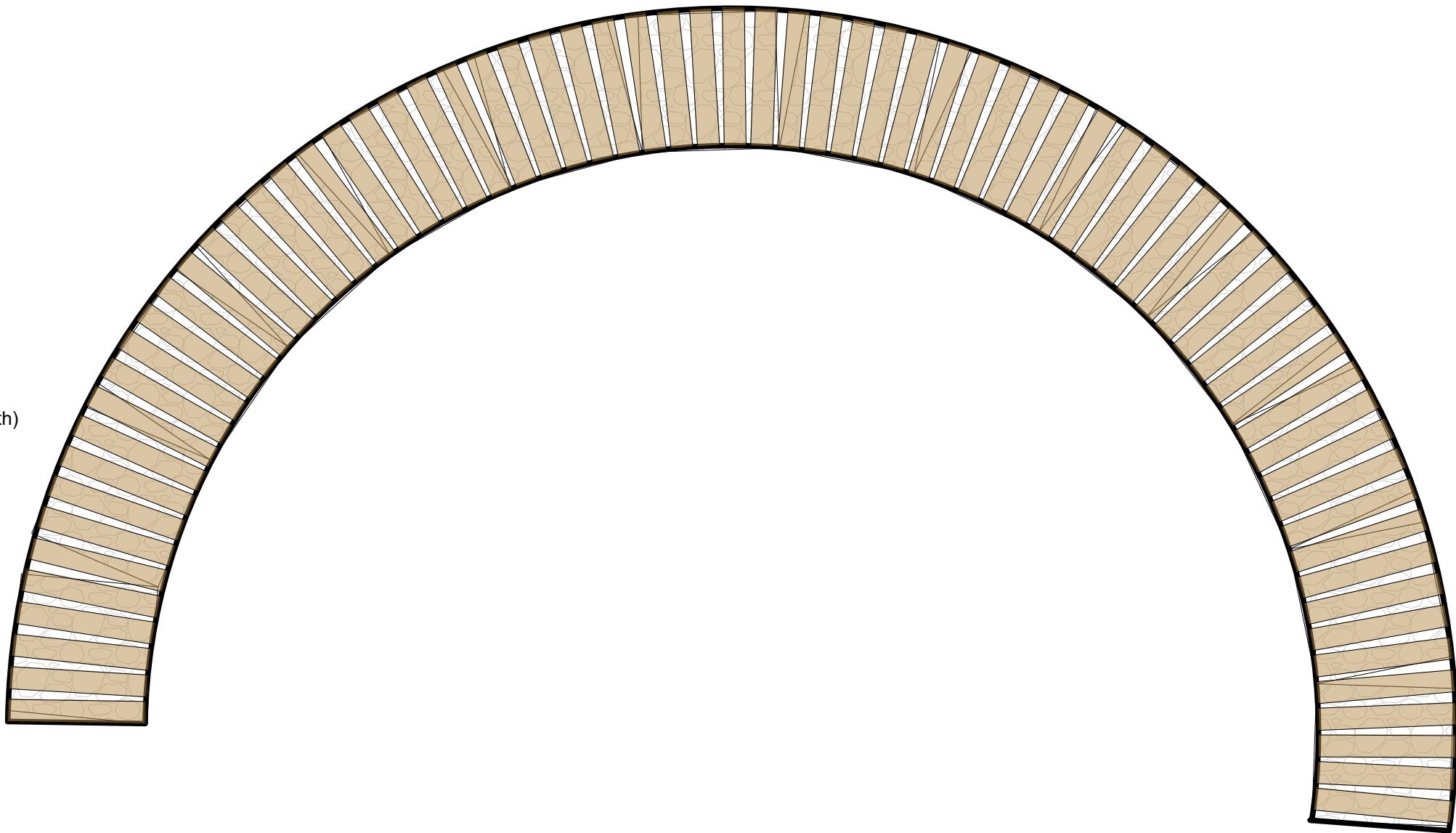
Gabion Bench
Plan View

Scale 1:20

04
004

Length:7.804lm

Radius:2.13m



NOTES

- All dimensions to be verified on site. Do not scale this drawing. All discrepancies to be clarified with project Landscape Architect.
- This drawing is the property of Urban Wilderness Ltd and is issued on the condition it is not reproduced, retained or disclosed to any unauthorised person, either wholly or in part without written consent of Urban Wilderness Ltd.
- DRAWING FOR TENDER**
- Drawings based on OS survey data.
- All dimensions to be verified prior to construction
- All levels and pavement falls should be checked and verified prior to construction.
- All services are to be checked and verified prior to construction. Where conflicts between proposed tree positions / structures and services arise please seek advice from the Project Landscape Architect.
- Existing footways, walls and road surfaces to be made good on completion.
- Hatches indicate the broad direction that surfaces are to be laid.
- All pedestrian routes laid to ensure surfaces are even and without trip hazard.
- All inspection covers are to be located within hard surfaced areas where practicable and to be orientated in line with paving.
- All hardworks within the Root Protection Area (RPA) of existing trees to comprise no dig construction and to be undertaken in accordance with consultant arboricultural guidance.
- Any deviation from all the materials specified should be approved by the project Landscape Architect.
- Drawing to be read with the following information:

- 475-UW-T-001- Hardworks, Furniture & Levels

- 475-UW-T-002- Softworks

- 475-UW-T-003- Surfacing & Edging Details

- 475-UW-T-004- Furniture Details Page 1 of 2

- 475-UW-T-006- Sculpture Details

- Arboricultural Report: Tree Condition - Thompson Consultancy - Sept 23

A	Updated according to client comments	15/11/23
-	First Issue	07/09/23
Rev	Details	Date



7 Saw Mill Yard, Water Lane, Holbeck, Leeds
LS11 5WH
www.urbanwilderness.co.uk
design@urbanwilderness.co.uk
0113 472 0030
Registered in Scotland SC371979

Client
Wirksworth Town Council

Project
The Meadows

Drawing Title
Furniture Details
Page 2 of 2

Drawing Status
Tender

Drawn	Checked	Date
<i>RS</i>	<i>SF</i>	<i>21/09/23</i>
Scale		Paper Size
<i>Various Scales</i>		<i>A2</i>
Job/Dwg No		Rev
<i>475-UW-T-005</i>		<i>A</i>