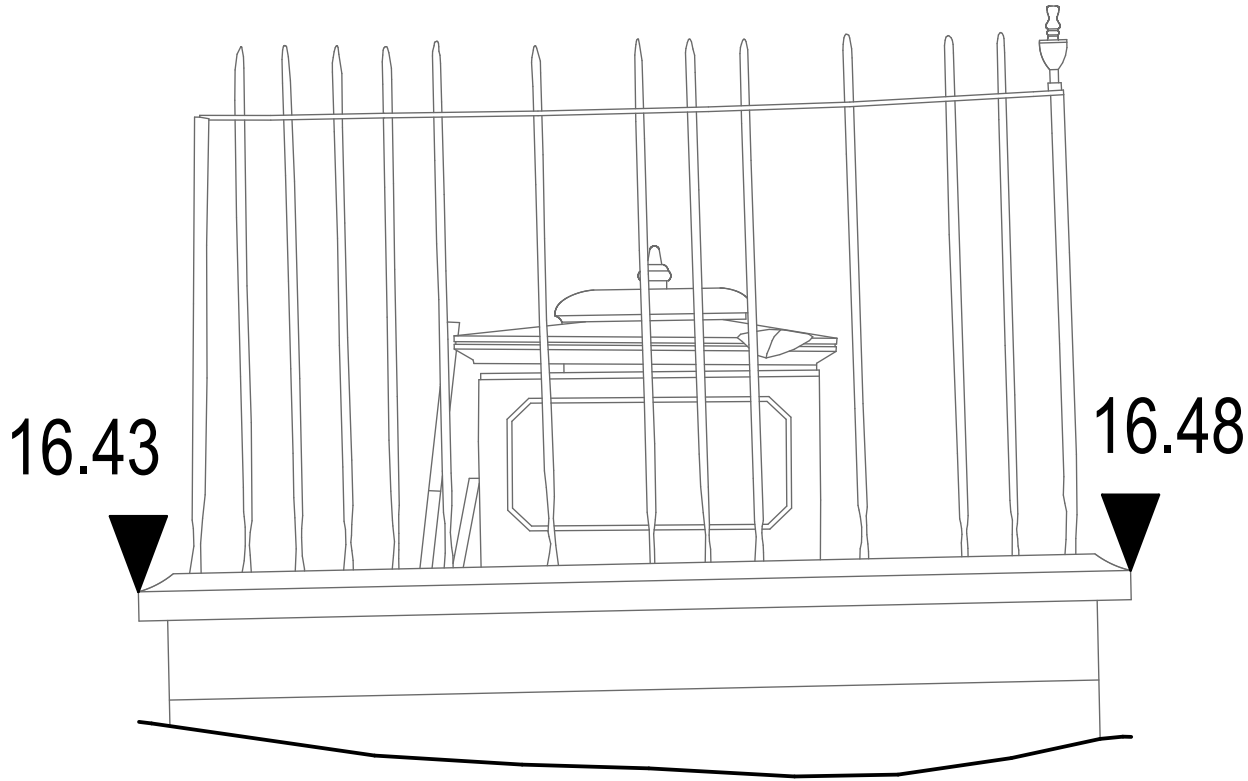


This drawing is © pdp Green Consulting Ltd.

Notes.

1. This drawing is to be read in conjunction with drawings, details and specifications issued for construction purposes as appropriate.
2. The Contractor is responsible for all dimensions and for the correct setting out of the work on site. Only figured dimensions are to be used. Any discrepancies are to be reported before proceeding.
3. All materials and workmanship to comply with current British Standards and Codes of Practice.
4. This drawing is not to be used for construction unless marked in the drawing status box "FOR CONSTRUCTION".
5. The user of the designs and details represented by this document are recommended to ensure that they are fully conversant with the Construction (Design and Management) Regulations 2015 in respect of any construction activities for which this document may be used.

If the user of this document has any doubts as to their statutory obligations in this regard, they should contact pdp Green, on 01872 265400 and ask for the Health and Safety Advisor.

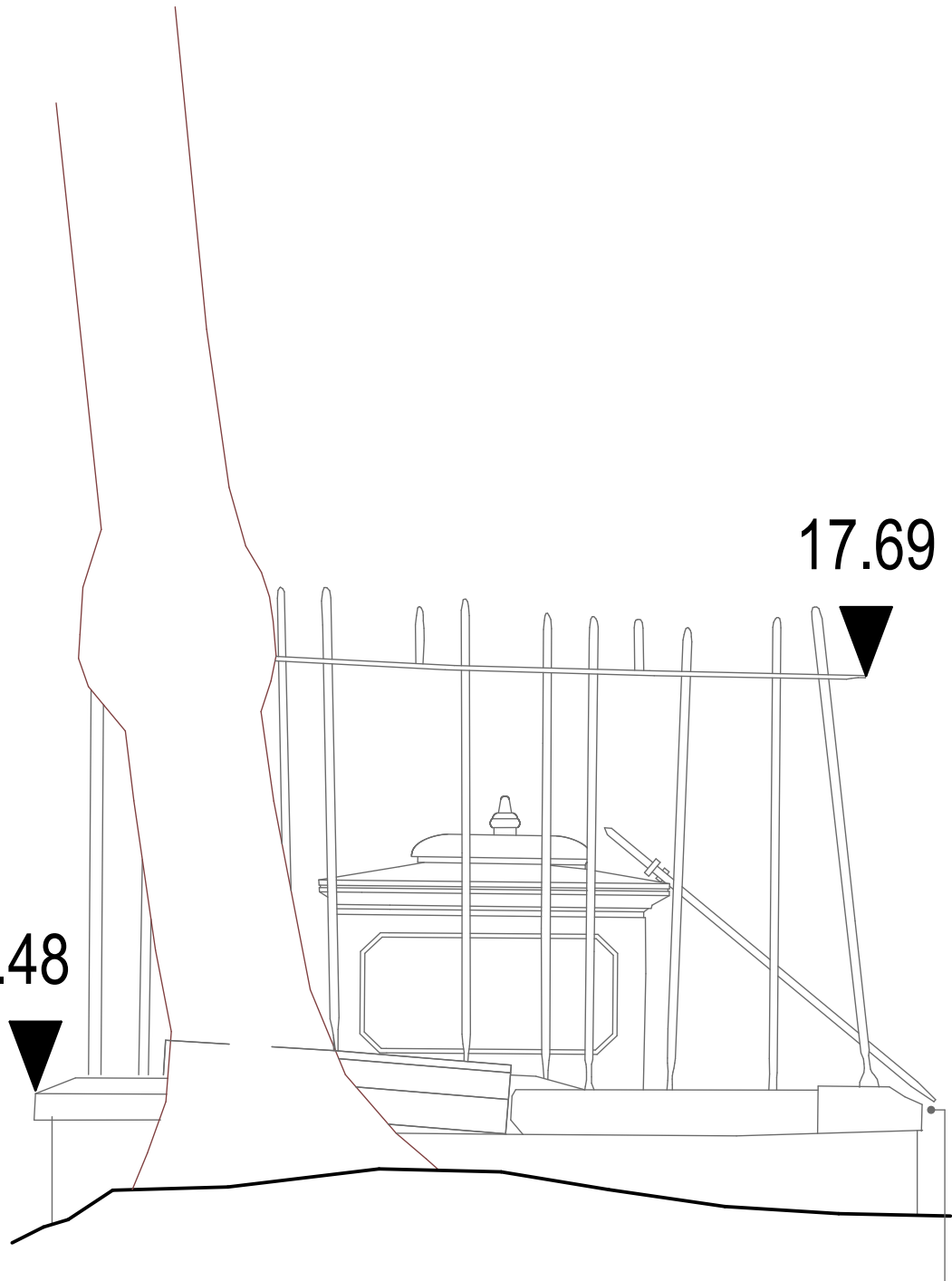


NORTH ELEVATION

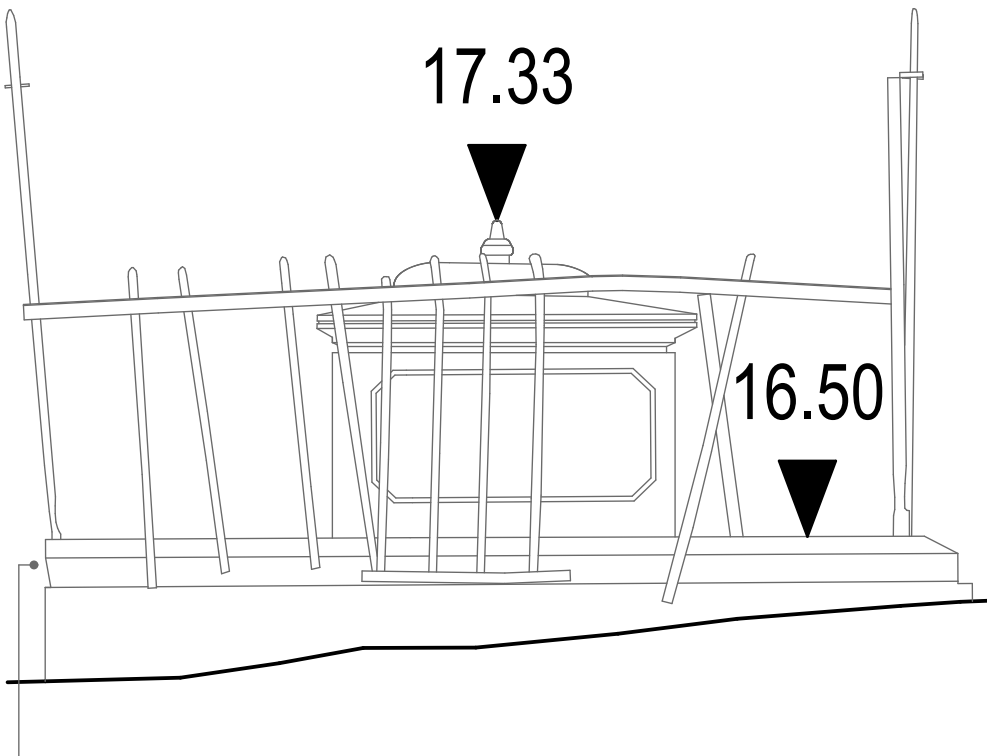
The tomb and railings have suffered further damage since the original survey and drawings were created. The photographs show its condition as at the end of January 2021, whilst the drawings show its condition in March 2020.

The main differences are that the south railings and gate have been pushed further against the monument, the stone lid has been dislodged and the top cap has come off and is lying within the railings. The south panel of the tomb has suffered the loss of the top section where previously it was only fractured. The east panel has been dislodged and there has been additional fracture damage to the panels. The additional repairs required have been included in the repair drawings and the Proforma Condition and Repairs Schedule.

16.48



WEST ELEVATION

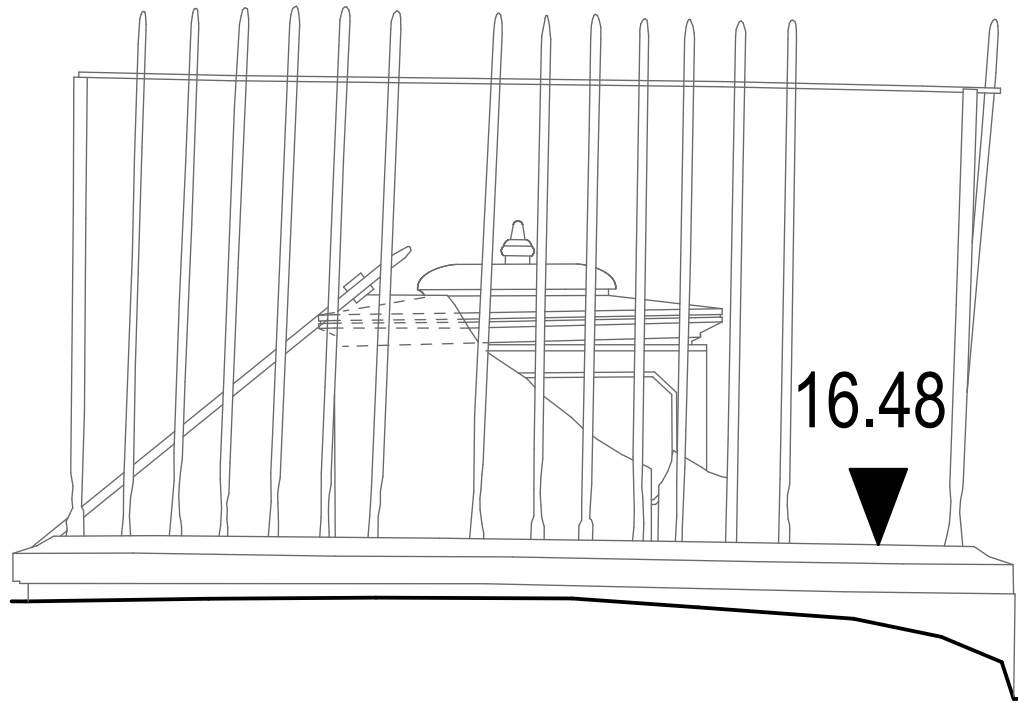


SOUTH ELEVATION

The tomb and railings have suffered further damage since the original survey and drawings were created. The photographs show its condition as at the end of January 2021, whilst the drawings show its condition in March 2020.

The main differences are that the south railings and gate have been pushed further against the monument, the stone lid has been dislodged and the top cap has come off and is lying within the railings. The south panel of the tomb has suffered the loss of the top section where previously it was only fractured. The east panel has been dislodged and there has been additional fracture damage to the panels. The additional repairs required have been included in the repair drawings and the Proforma Condition and Repairs Schedule.

Existing 25mm thick marble top panels previously taken down and stored within tomb and leant against railings. Panels are broken into approximately 25 pieces of varying sizes, but all are believed to survive. 100 x 100mm square section limestone corner pieces to upper section are stored within tomb or are on floor inside railings. Assume that three corner posts are broken into two pieces.



EAST ELEVATION



A	15.02.21	Issue for Tender	RG	
*	05.02.21	First Issue	RG	
Rev.	Date	Amendments:	BY:	QA:

SURVEY

Project Leader:	Designer:	Assistant:
RG	RG	KJ

Drawing:
Existing Monument Elevations
C78

Client:
Falmouth Town Council

Job Title:
**Heritage Restoration of Falmouth's
Ponsharden Cemeteries**

Ponsharden

Date: 05.02.2021 Scale: 1:20 @ A1 size

pdpGreen Consulting Ltd.

Calenick House
Truro Technology Park
Heron Way, Newham
Truro, Cornwall
TR1 2XN
Tel: 01872 265400
Fax: 01872 276356
Email: reception@pdpgreen.co.uk

RIBA
Chartered Practice