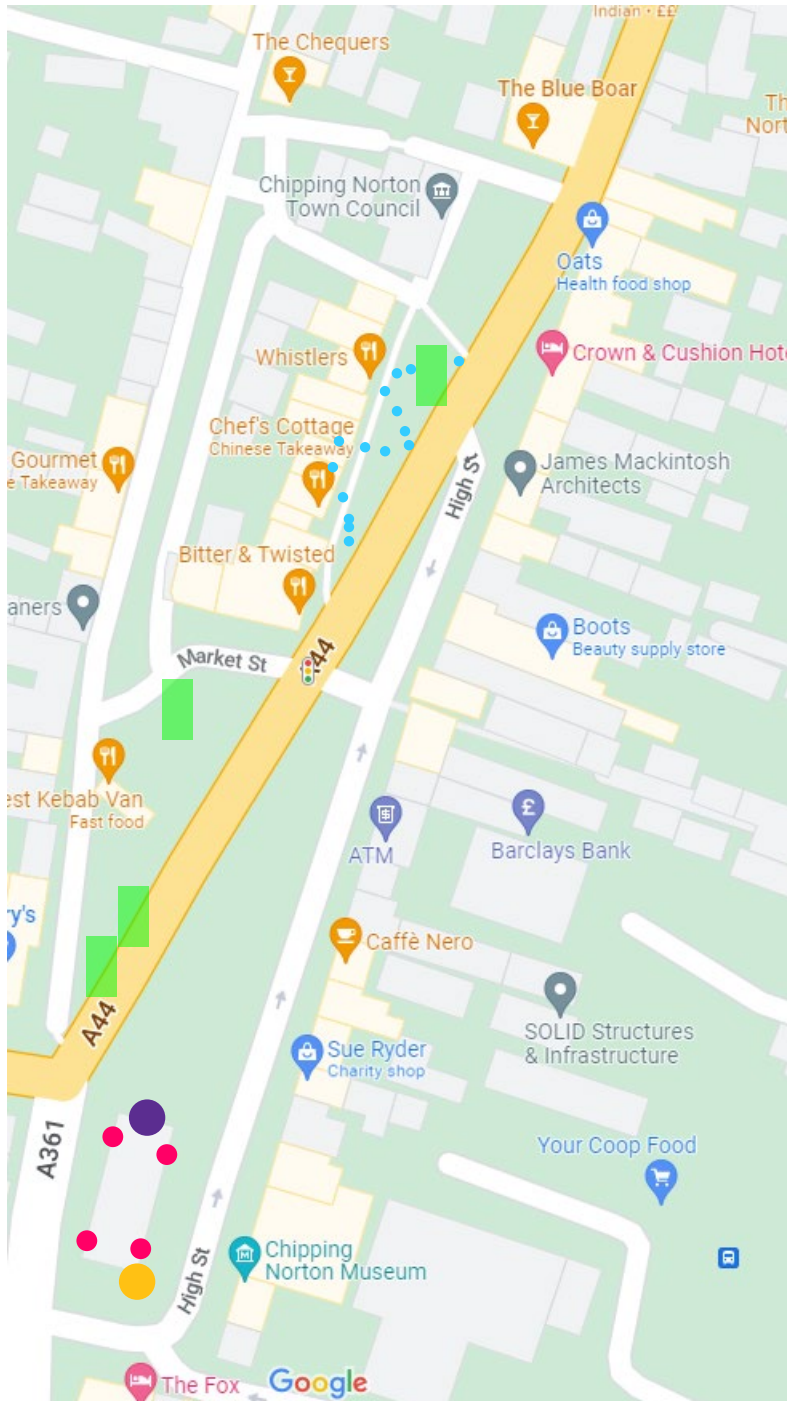




Chipping Norton Christmas Lights Location and Infrastructure guide


Map of Chipping Norton Town with key - Google link <https://goo.gl/maps/CQJvNwNibzdYECv59>




Key:

 Trees 1, 2 3 and 4

 Niches on Town hall for small trees or motifs

 Chipping Norton Town Hall (steel beam for light curtain on side facing A44)

 Location of 4m tree

Blue dots – Location of festoon lights on Middle Row (already installed)

All designs to be a mixture of warm and cool whites.

Tree 1 and 2 – High Street.



Tree 1 Approx. 8 metres. Tree 2 Approx. 10m.

Illuminations.

Design, installation, storage and removal. Electric Supply – The Town Hall.

Tree 3 – Middle Row



Approx. 10 metres. Illuminations.

Design, installation, storage and removal. Electric supply – The Guildhall.

Appendix 2 – Location plans and visuals

Tree 4 – Market Square

Approx. 10 metres. Illuminations.

Removal of old lights.

Design, installation, storage and removal. Electric supply – adjacent shop (pictured)



Town Hall Light Curtain

Steel beam – pictured. External electric points. Uplighter or other design would be considered.



Picture of the Town Hall niches (4 in total) for the 1.5m illuminated Christmas trees or similar size illuminated motifs.
External Electric points available.



Potential site for 4m Christmas tree (TBC) - inside the railings of the Town Hall.



Festoon Lights on Middle Row

Already installed and owned by the Council. To be tested and maintained. Electric supply – The Guildhall.



Other - Town Hall

Any other design ideas for the Town Hall that fall within budget would be considered. Front and back of the hall pictured.

