

Roof build-up to achieve a U-Value of 0.17W/m2K or better

Roof slating
H62/3

25x50mm batten

25x50mm counter batten

Timber frame to specialist sub-contractor's detail

130mm Kingspan Kooltherm K107 (or other equal approved), all joints and edges taped and sealed

Skim coated insulated plasterboard fixed under rafters

Eaves Vent Tray

Marine grade plywood fascia, painted black two coats

Insect mesh

Stone F21/110

140x38mm C16 grade CLS with studs at 600mm centres, TBC by timber frame specialist sub-contractor

Breather membrane

18mm OSB3 structural sheathing board

Vapour control layer

100mm Kingspan K112 framing board, or other equal approved, between studs, fully taped and sealed

Slatted walls to hall, refer to joinery information drawing 7001

Wall ties for use in external walls to be stainless steel Type 2 to DD140 by Ancon or other equal approved

Max. horizontal spacing above DPC 750mm and max. vertical 450mm. Max. horizontal spacing below DPC 450mm and max. vertical 450mm.

Minimum 65mm screed, varies to suit floor finishes

Underfloor heating pipes at 100 centres, fixed in place with ladder fixing clips

70mm Kingspan K103 floorboard, or other equal approved, fully taped and sealed

Skirting as NBS P20/35B, refer to drawing 3401 for detail

Ryltons Periscope underfloor ventilators and air brick, or other equal approved, at max 2000mm centres, colour to match stonework

Flag paving as NBS Q25/31

External levels and sub-bases to Civil Engineer's detail

Foundation blockwork to structural engineer's detail.

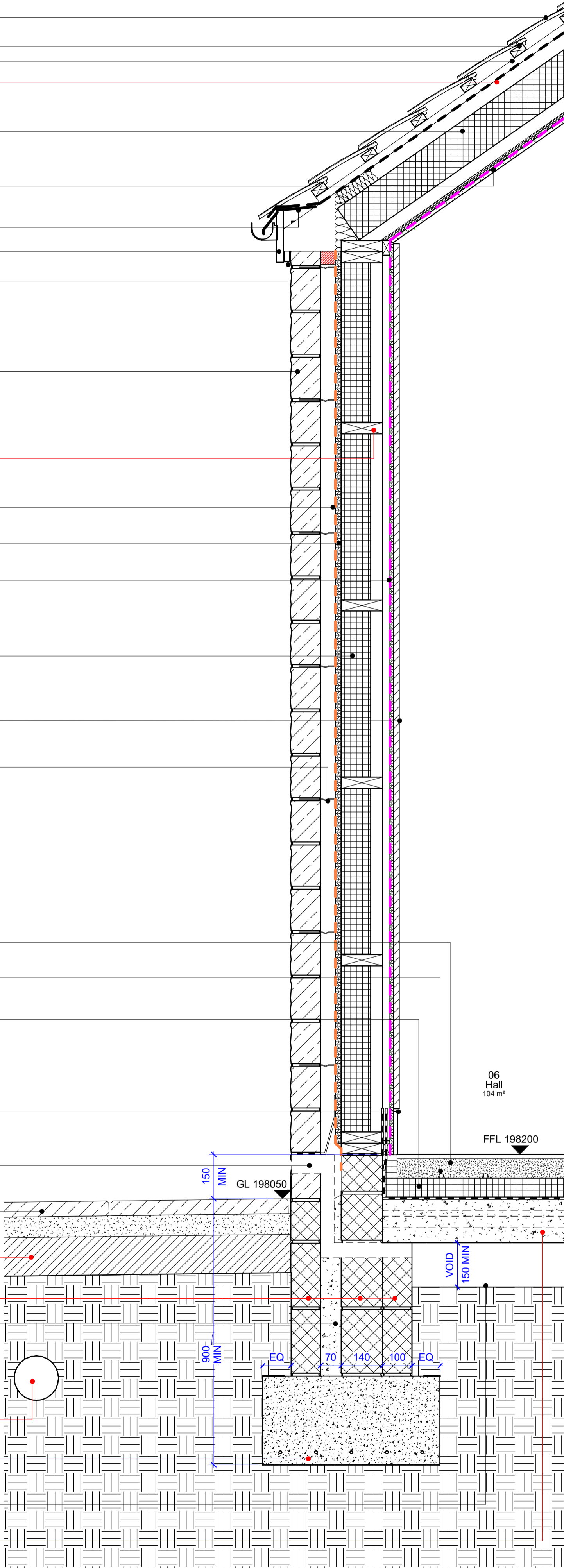
Concrete fill

Drainage to Civil Engineer's detail

600x300mm Strip foundation with A393 mesh as structural engineer's detail

Ground to be sprayed with herbicidal spray

Block and beam concrete floor to Structural Engineer's detail



Strip Section A

1 : 10

Roof build-up to achieve a U-Value of 0.17W/m2K or better

Roof slating
H62/3

25x50mm batten

25x50mm counter batten

Timber frame to specialist sub-contractor's detail

130mm Kingspan Kooltherm K107 (or other equal approved), all joints and edges taped and sealed

Skim coated insulated plasterboard fixed under rafters

Insect mesh

Stone F21/110

Lintel in timber frame to specialist timber frame sub-contractor detail

Flashing membrane

Refer to Joinery Information 01, drawing 7001 for window head detail

Catnic cavity lintel CTF5 (black)

PPC RAL 7016 UPVC windows, EPDM installed to manufacturer's details and fully mastic sealed

Refer to Joinery Information 01, drawing 7001 for window sill detail

140x38mm Sole plate, TBC by specialist timber sub-contractor

Block and beam concrete floor to Structural Engineer's detail

Ground to be sprayed with herbicidal spray

Foundation blockwork to structural engineer's detail.

Concrete fill

600x300mm Strip foundation with A393 mesh as structural engineer's detail

Drainage to Civil Engineer's detail



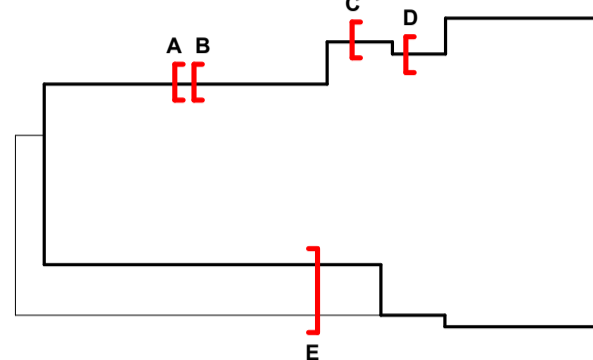
Strip Section B

1 : 10

© d3-associates
This drawing is the subject of copyright which vests in d3-associates. It is an infringement of copyright to reproduce this drawing, by whatever means, including electronic, without the express written consent of d3-associates which reserves all its rights.

d3-associates asserts its rights to be identified as the author of this design. All drawings, images and models are subject to the Copyright, Designs & Patents Act 1988.

- Responsibility is not accepted for errors made by others in scaling from this drawing. All construction information should be taken from figured dimensions only
- Report errors & omissions to d3-associates
- Check all dimensions on site
- To be read in conjunction with Health and Safety plan and all relevant risk assessments



Rev	Description	Issued	Checked	Date
P02	Drawn Tender Issue following structural / civils input	TY	MD	17/12/21
P03	Tender Issue	TY	MD	17/01/22
P04	Tender re-issue	TY	MD	28/04/22

Purpose of issue
Issued for tender

Project Information
Chinley, Buxworth & Brownside Parish Council
Chinley Community Centre

Drawing Information

Project ID Originator Zone Level Type Role Drawing No.
CHIN D3A 00 XX DR A 3901

Project No. Drawn Scale @ A1 Status Revision
1607 TY As indicated D2 P04

d3associates
ENERGY & ARCHITECTURE

info@d3-associates.co.uk
www.d3-associates.co.uk

Roof build-up to achieve a U-Value of 0.18W/m2K or better

Bauder warm roof system comprising single ply waterproofing layer and insulation. Detail TBC by specialist sub-contractor. NBS J42/10A

Insect mesh
18mm OSB3 structural sheathing board
Firings
CP Board
Specialist input required to rendered soffit / edge detail
Proprietary cement gauged render M20/19
Insect mesh
Gypsum Ceiling K10/50A Type A

Minimum 65mm screed, varies to suit floor finishes
Underfloor heating pipes at 100 centres, fixed in place with tackler fixing clips

Flag paving as NBS Q25/31

External levels and sub-bases to Civil Engineer's detail

Foundation blockwork to structural engineer's detail.

600x300mm Strip foundation with A393 mesh as structural engineer's detail

Ground to be sprayed with herbicidal spray

Block and beam concrete floor to Structural Engineer's detail

Strip Section D

1 : 10

Roof build-up to achieve a U-Value of 0.18W/m2K or better

Lintel in timber frame to form opening in office and provide support for flat roof TBC by specialist timber frame sub-contractor

Insulated valley gutter incorporated into roofing system
Bauder warm roof system comprising single ply waterproofing layer and insulation. Detail TBC by specialist sub-contractor. NBS J42/10A

Insect mesh
Firings
Unit/ modular suspended ceilings K40/10A Type A

CP Board
140x38mm C16 grade CLS with studs at 600mm centres, TBC by timber frame specialist sub-contractor
Breather membrane
18mm OSB3 structural sheathing board
Vapour control layer
120mm Kingspan K112 framing board, or other equal approved, between studs, fully taped and sealed

38x75mm Treated counter battens
50x50mm Treated vertical battens

Minimum 65mm screed, varies to suit floor finishes
Underfloor heating pipes at 100 centres, fixed in place with tackler fixing clips
Skirting as NBS P20/35A, refer to drawing 3401 for detail

Insect mesh
Min 150mm gap to render generally, varies at entrance, refer to elevations
Flag paving as NBS Q25/31

External levels and sub-bases to Civil Engineer's detail

70mm Kingspan K103 floorboard, or other equal approved, fully taped and sealed

Foundation blockwork to structural engineer's detail.

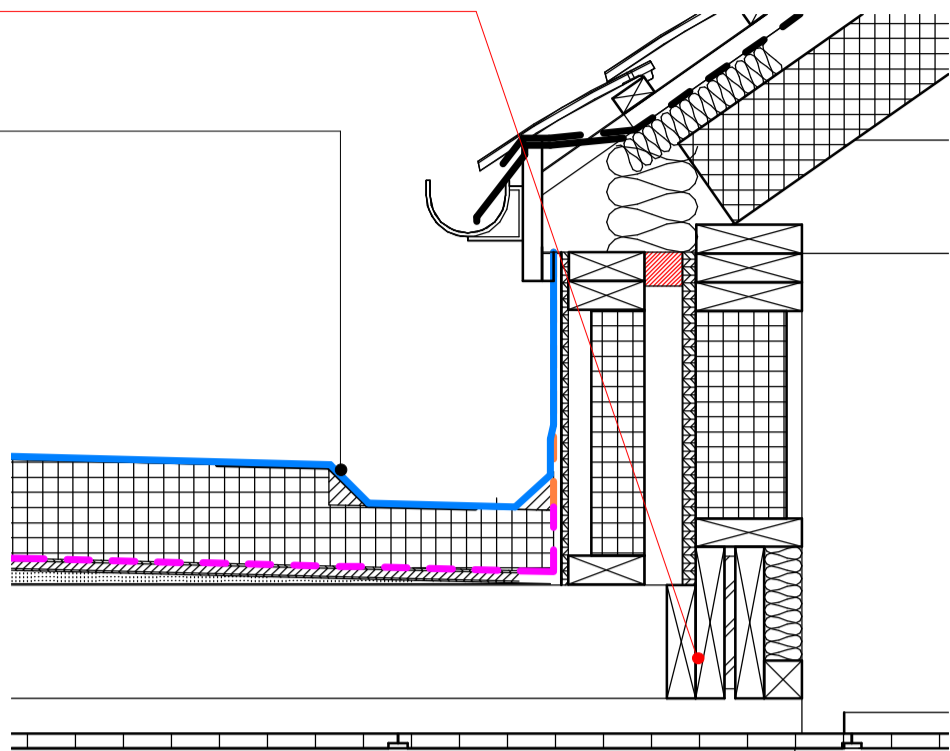
600x300mm Strip foundation with A393 mesh as structural engineer's detail

Ground to be sprayed with herbicidal spray

Block and beam concrete floor to Structural Engineer's detail

Strip Section C

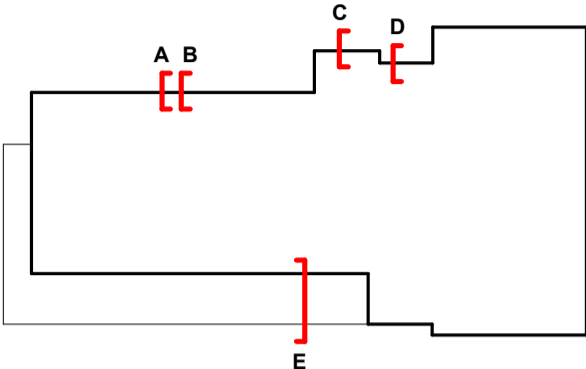
1 : 10



© d3-associates
This drawing is the subject of copyright which vests in d3-associates. It is an infringement of copyright to reproduce this drawing, by whatever means, including electronic, without the express written consent of d3-associates which reserves all its rights.

d3-associates asserts its rights to be identified as the author of this design. All drawings, images and models are subject to the Copyright, Designs & Patents Act 1988.

- Responsibility is not accepted for errors made by others in scaling from this drawing. All construction information should be taken from figured dimensions only
- Report errors & omissions to d3-associates
- Check all dimensions on site
- To be read in conjunction with Health and Safety plan and all relevant risk assessments



Rev	Description	Issued	Checked	Date
P03	Tender Issue	TY	MD	17/01/22
P04	Updated following Building Control comments	TY	MD	09/02/22
P05	Tender re-issue	TY	MD	28/04/22

Purpose of issue
Issued for tender

Project Information
Chinley, Buxworth & Brownside Parish Council

Chinley Community Centre

Drawing Information

Strip Sections C+D

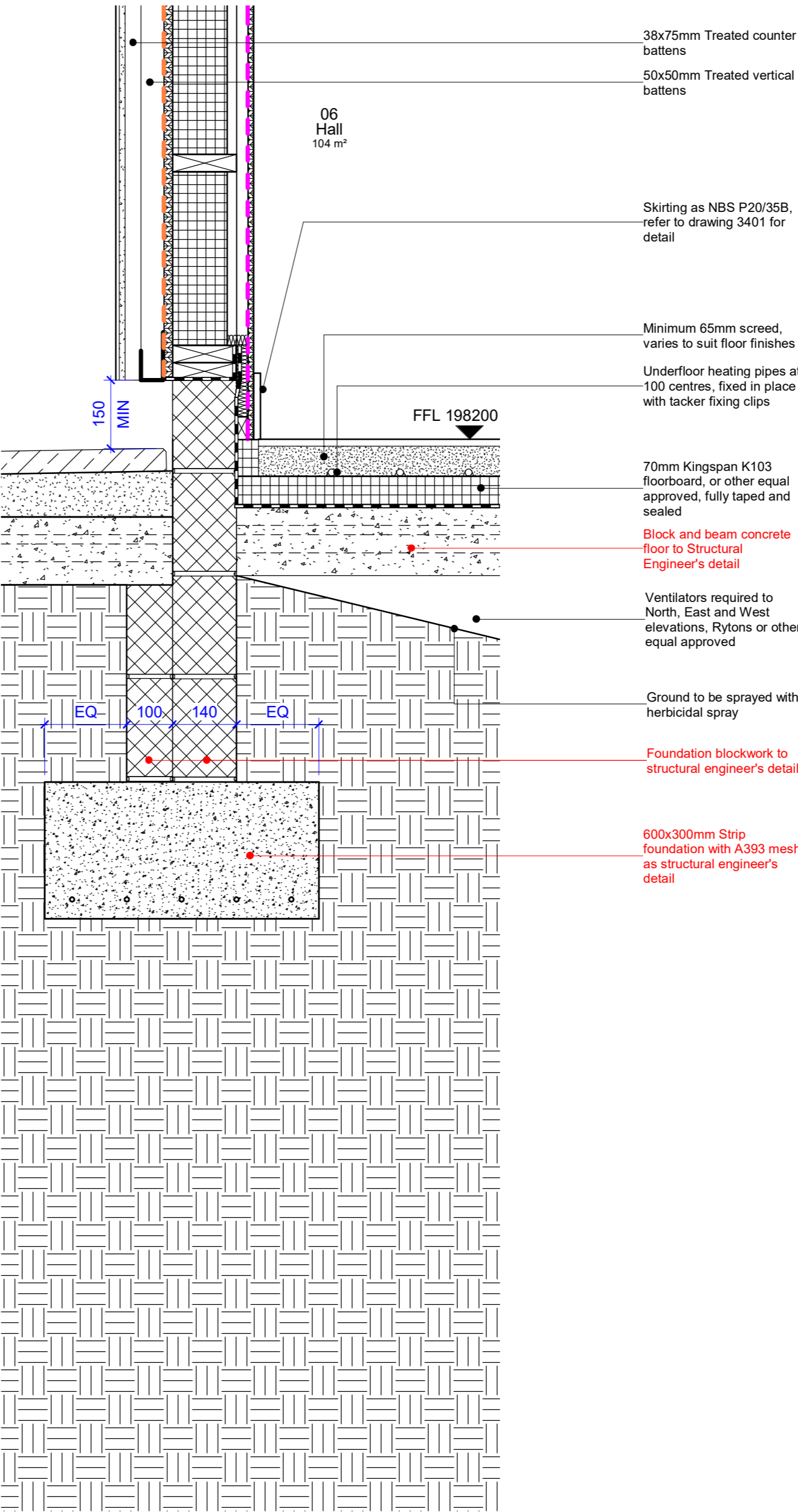
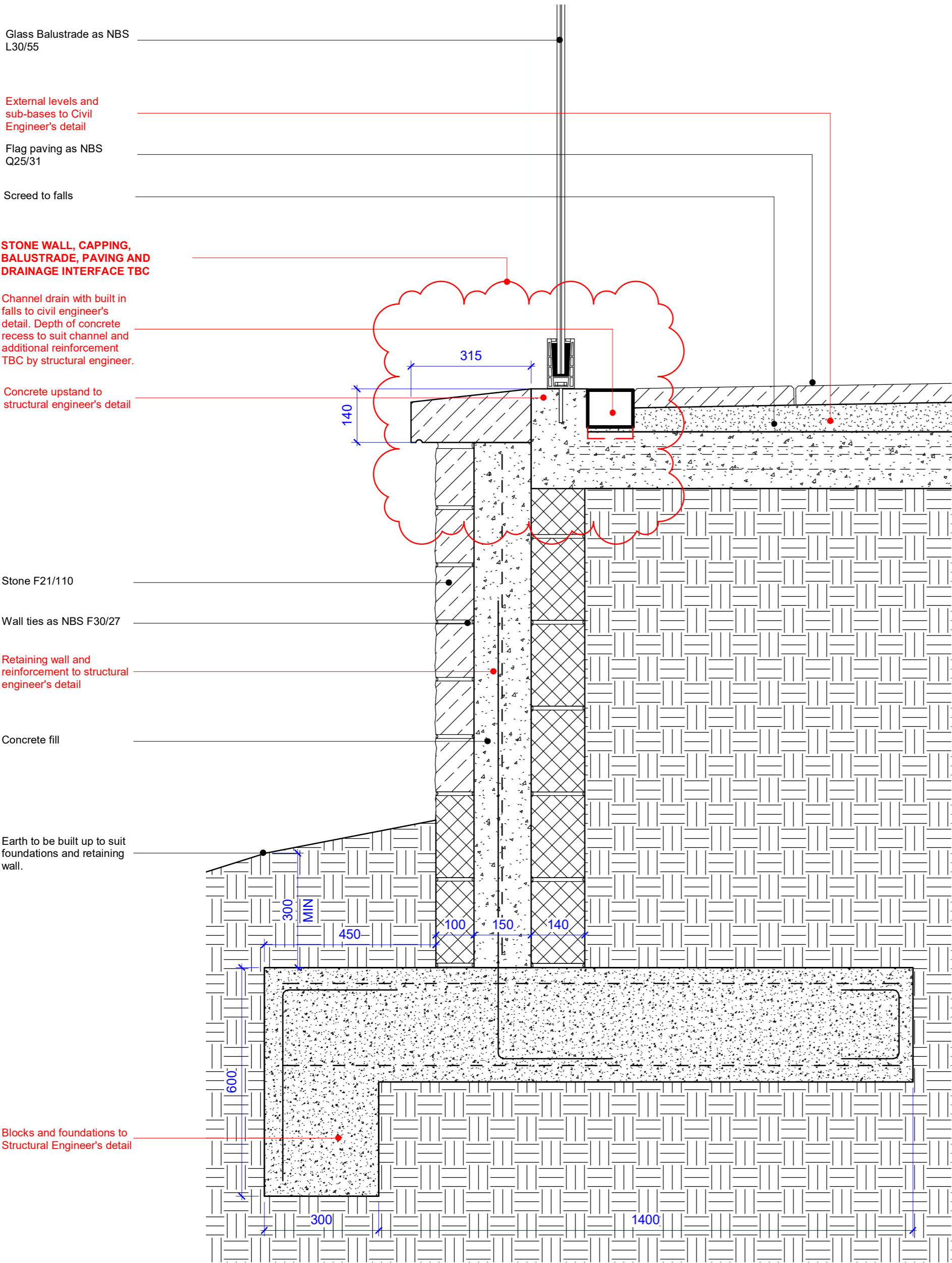
Project ID	Originator	Zone	Level	Type	Role	Drawing No.
CHIN	D3A	00	XX	DR	A	3902

Project No.	Drawn	Scale @ A1	Status	Revision
1607	TY	As indicated		

D2 P05

d3associates
ENERGY & ARCHITECTURE

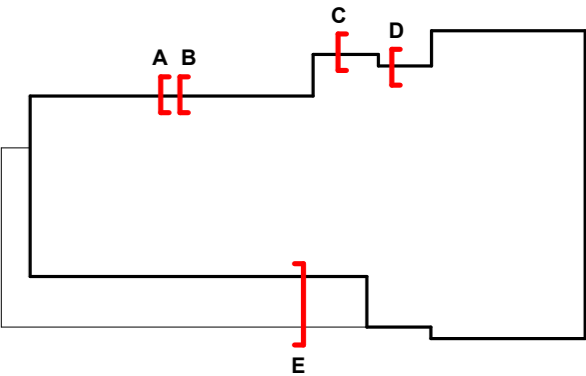
info@d3-associates.co.uk
www.d3-associates.co.uk



© d3-associates
This drawing is the subject of copyright which vests in d3-associates. It is an infringement of copyright to reproduce this drawing, by whatever means, including electronic, without the express written consent of d3-associates which reserves all its rights.

d3-associates asserts its rights to be identified as the author of this design. All drawings, images and models are subject to the Copyright, Designs & Patents Act 1988.

- Responsibility is not accepted for errors made by others in scaling from this drawing. All construction information should be taken from figured dimensions only
- Report errors & omissions to d3-associates
- Check all dimensions on site
- To be read in conjunction with Health and Safety plan and all relevant risk assessments



Refer to BDN information for detail on retaining wall, mesh/bar reinforcement, foundations and ground bearing slab

Rev	Description	Issued	Checked	Date
P01	Draft Tender Issue	TY	MD	03/12/21
P02	Tender Issue	TY	MD	17/01/22
P03	Tender re-issue	TY	MD	26/04/22

Purpose of Issue

Issued for tender

Project Information

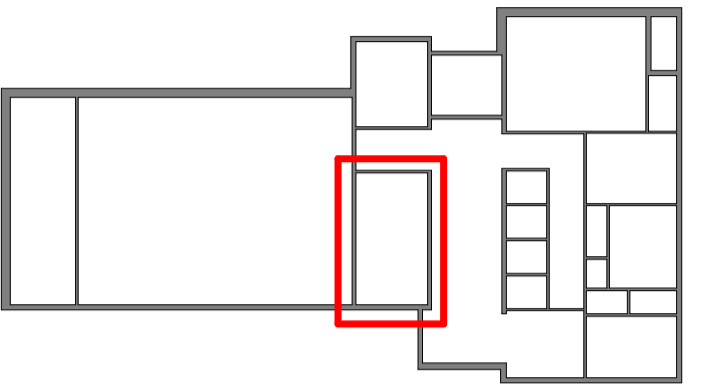
Chinley, Buxworth & Brownside Parish Council

Chinley Community Centre

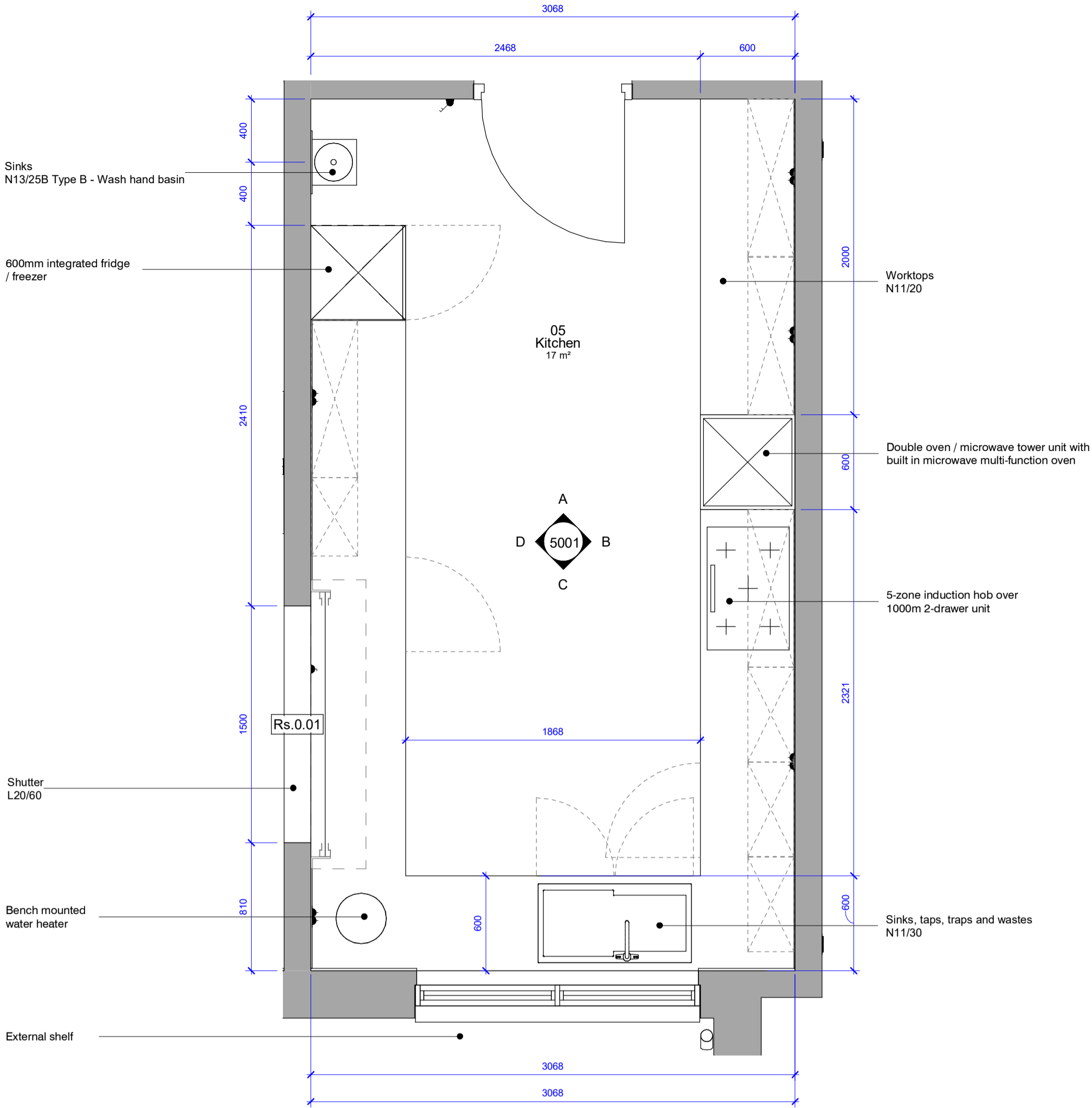
Drawing Information

Project ID	Originator	Zone	Level	Type	Role	Drawing No.
CHIN	D3A	00	XX	DR	A	3903
Project No.	Drawn	Scale @ A2	Status	Revision		
1607	TY	As indicated			D2 P03	

- Responsibility is not accepted for errors made by others in scaling from this drawing. All construction information should be taken from figured dimensions only
- Report errors & omissions to d3-associates
- Check all dimensions on site
- To be read in conjunction with Health and Safety plan and all relevant risk assessments

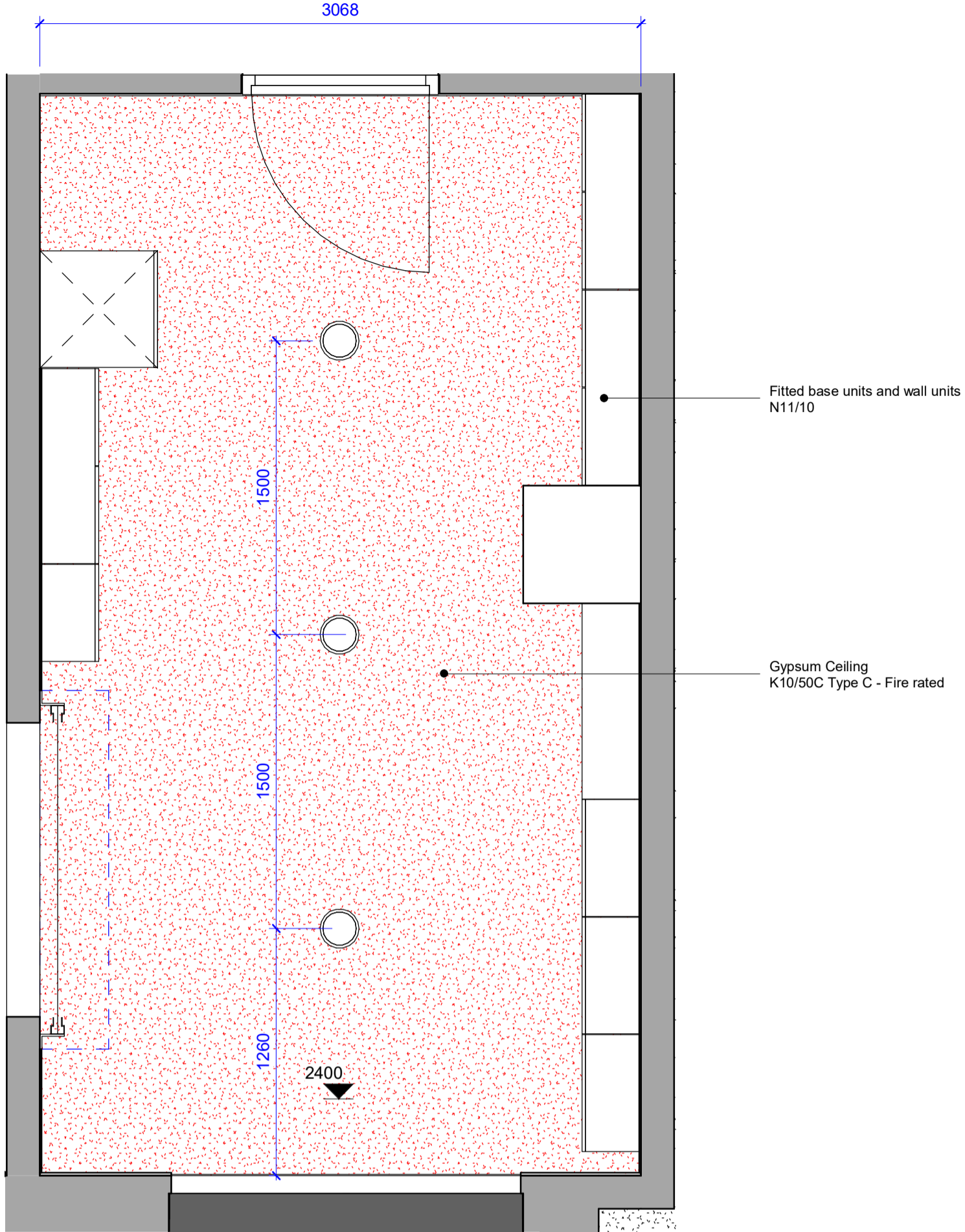


REFER TO NBS:
- N11/10 FOR FITTED WALL AND BASED UNITS
- N11/40 FOR APPLIANCE SPECIFICATIONS



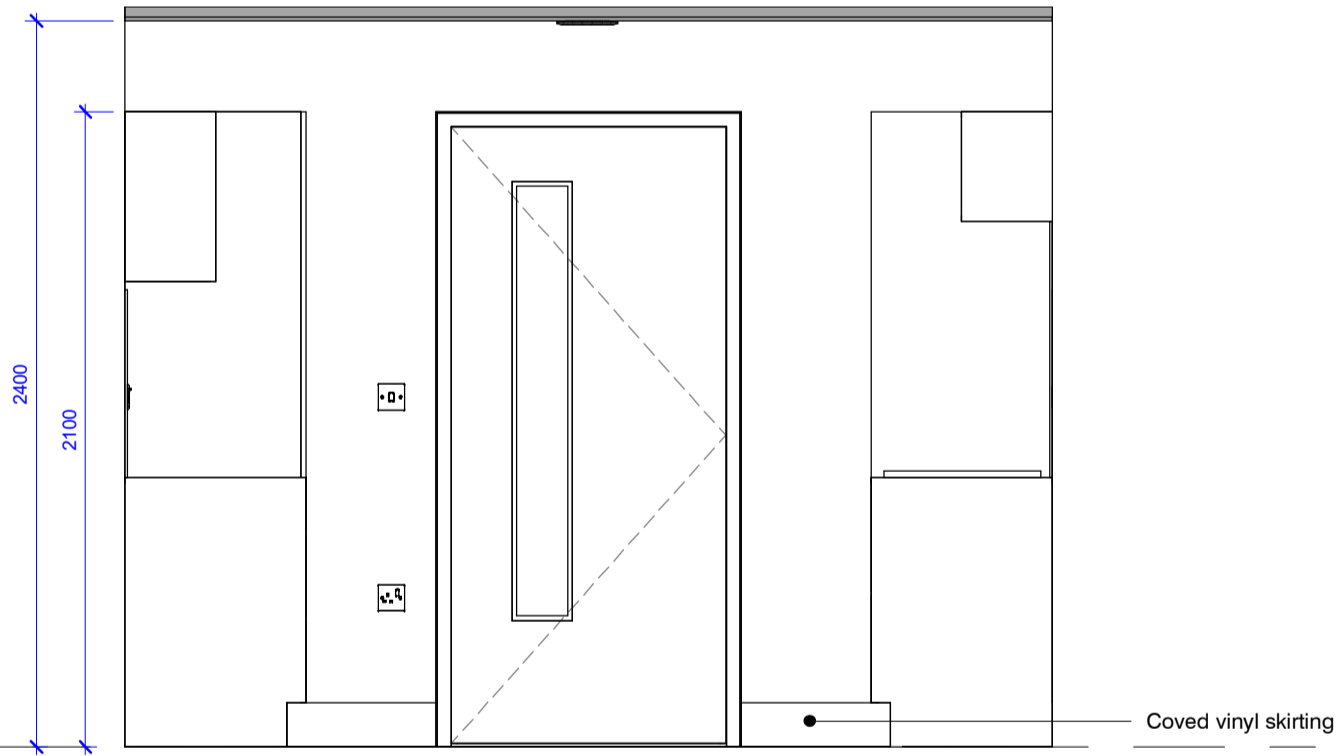
Kitchen Floor Plan

1 : 25



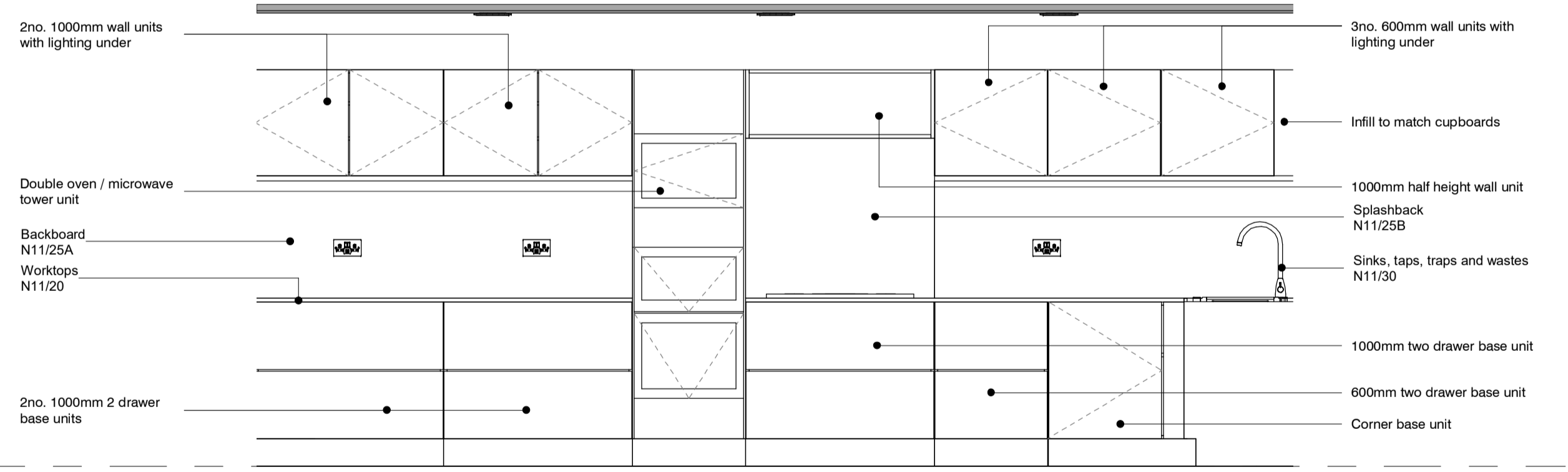
Kitchen Ceiling Plan

1 : 25



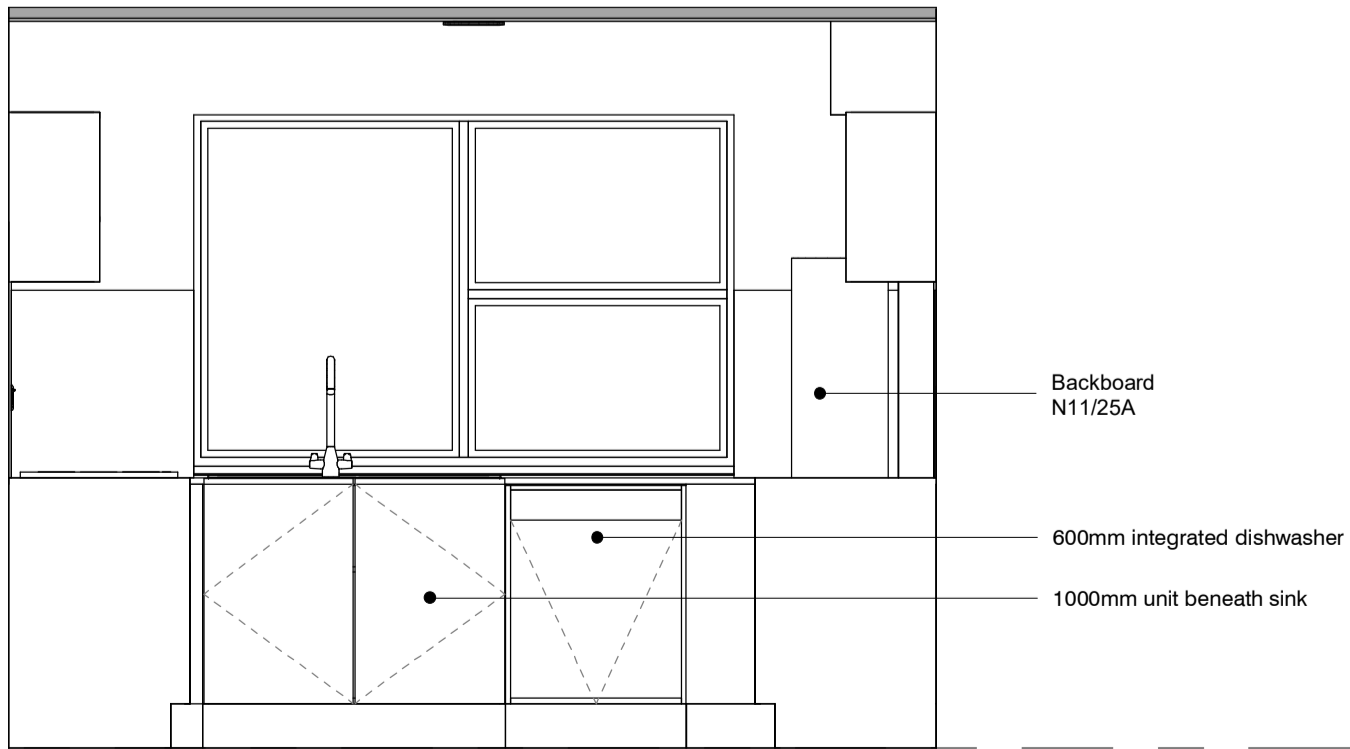
A - Kitchen North Elevation

1 : 25



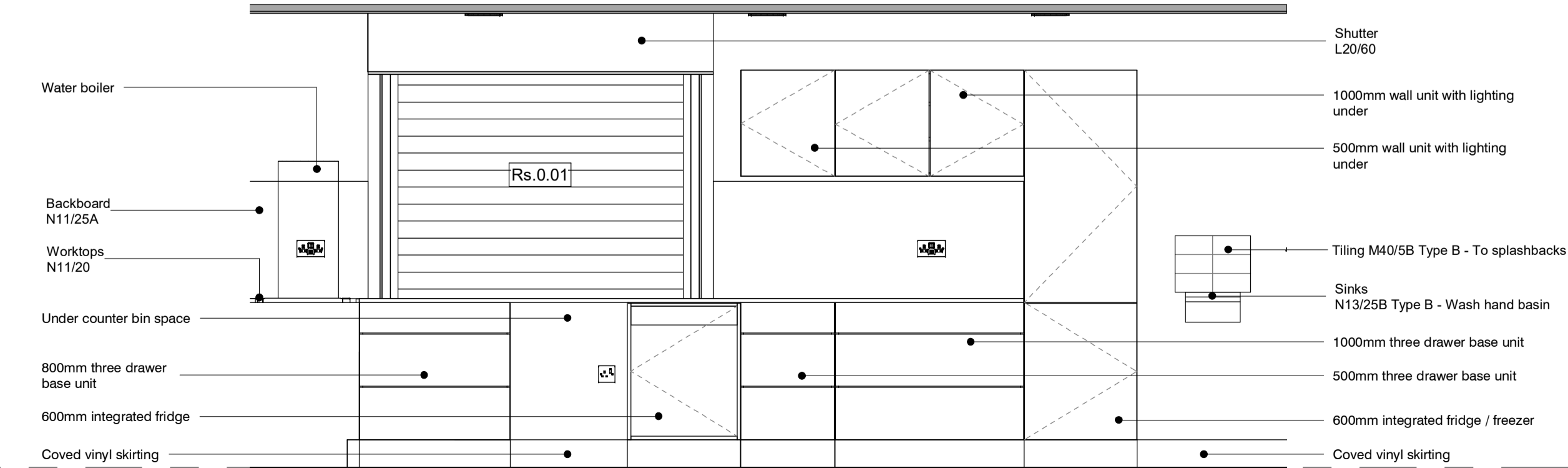
B - Kitchen East Elevation

1 : 25



C - Kitchen South Elevation

1 : 25



D - Kitchen West Elevation

1 : 25

Rev	Description	Issued	Checked	Date
P01	Draft Tender Issue	TY	MD	03/12/21
P02	Tender Issue	TY	MD	17/01/22

Purpose of issue
Issued for tender

Project Information
Chinley, Buxworth & Brownside Parish Council
Chinley Community Centre

Drawing Information

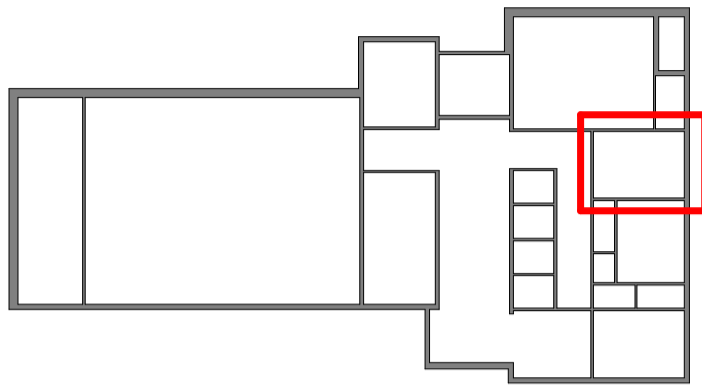
Detailed Kitchen Layout

Project ID	Originator	Zone	Level	Type	Role	Drawing No.
CHIN	D3A	00	00	DR	A	5001
Project No.	Drawn	Scale @ A1	Status	Revision		
1607	TY	As indicated			D2	P02

d3associates
ENERGY & ARCHITECTURE

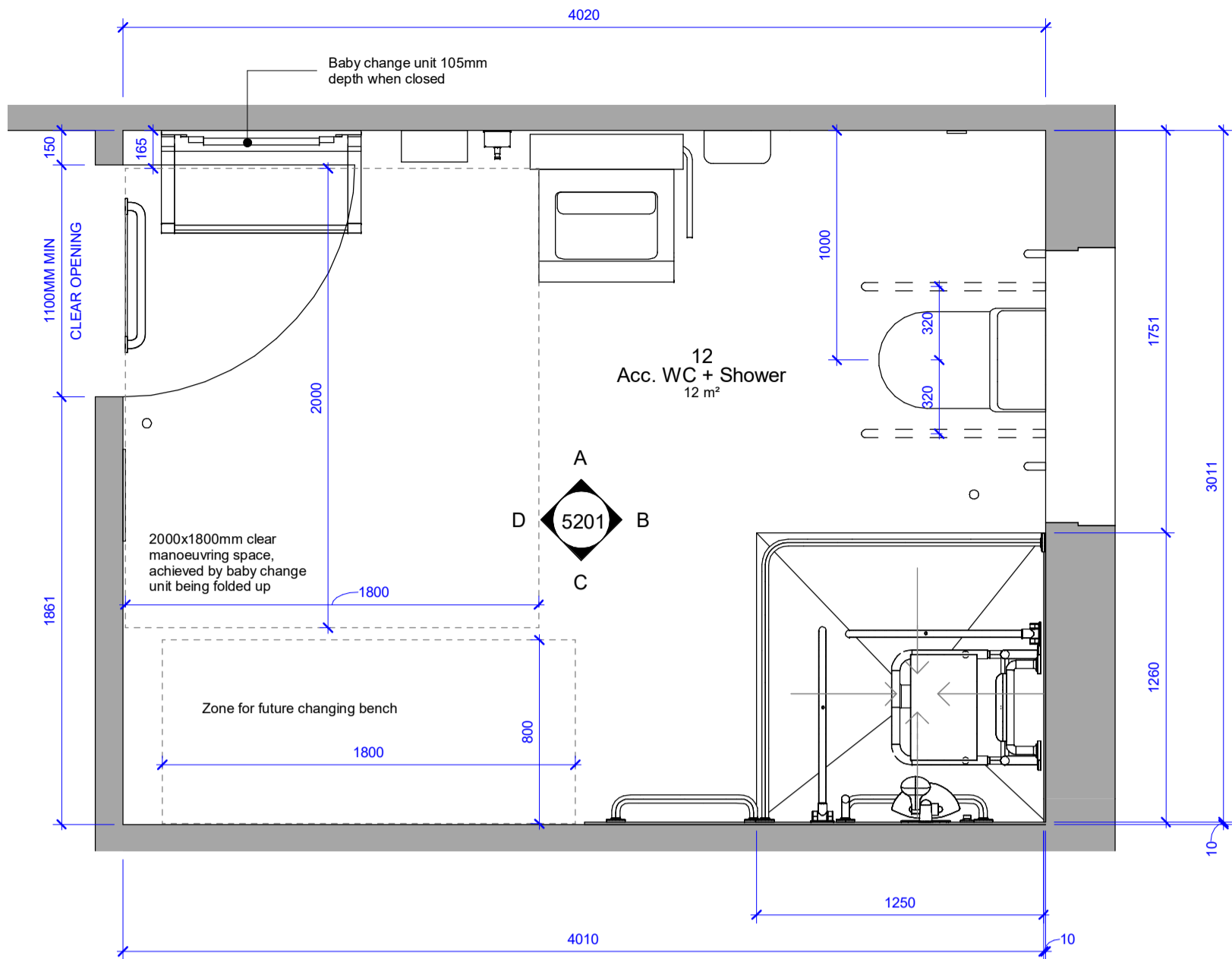
info@d3-associates.co.uk
www.d3-associates.co.uk

- Responsibility is not accepted for errors made by others in scaling from this drawing. All construction information should be taken from figured dimensions only
- Report errors & omissions to d3-associates
- Check all dimensions on site
- To be read in conjunction with Health and Safety plan and all relevant risk assessments



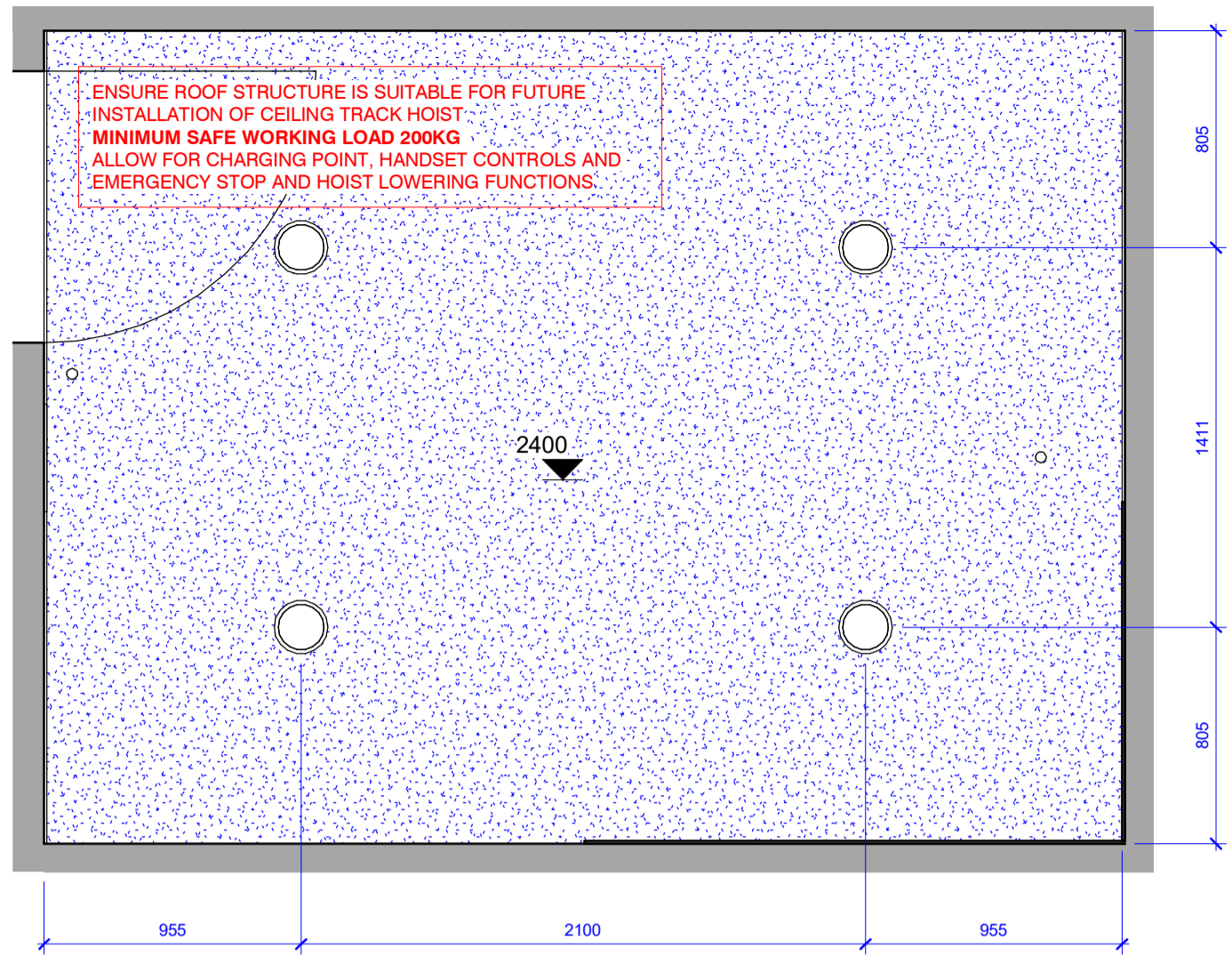
ROOM LAYOUT AND REQUIREMENTS TBC

- Additional items required to register room as a Changing Place;
- Full room coverage hoist system
- X-Y (or H-frame system)
 - Minimum 200kg safe working load
 - Handset controls with accessible charge point
 - Emergency stop and hoist lowering functions
 - Compatible with a range of slings
 - Instructions provided for use and charging
- Height adjustable changing bench
- Within 300-1000mm range
 - Adult-sized (min 200kg safe working load)
 - Min 1800x800 size
 - Accessible wide paper roll dispenser
- Colostomy bag shelf
- General waste bin
- Large sanitary bin
- Privacy screen



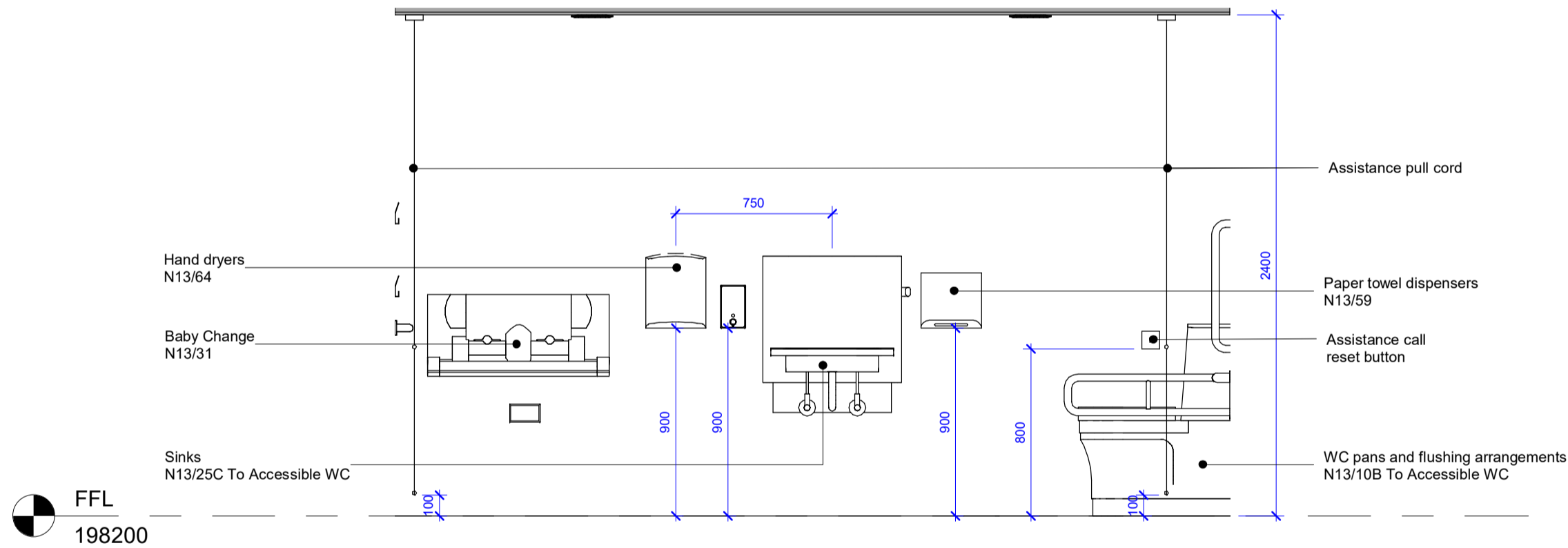
Acc. WC + Shower Floor Plan

1 : 25



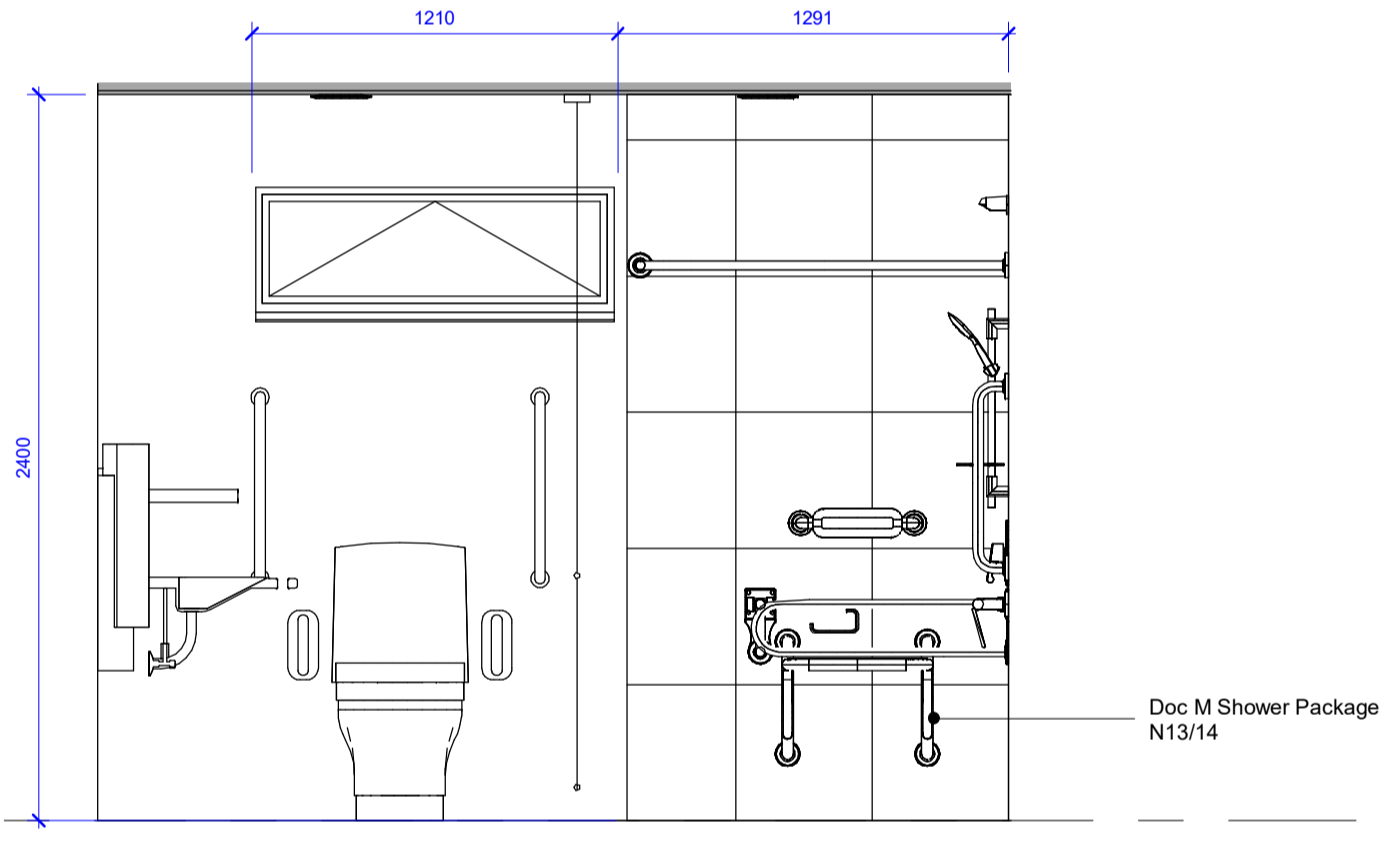
Acc. WC + Shower Ceiling Plan

1 : 25



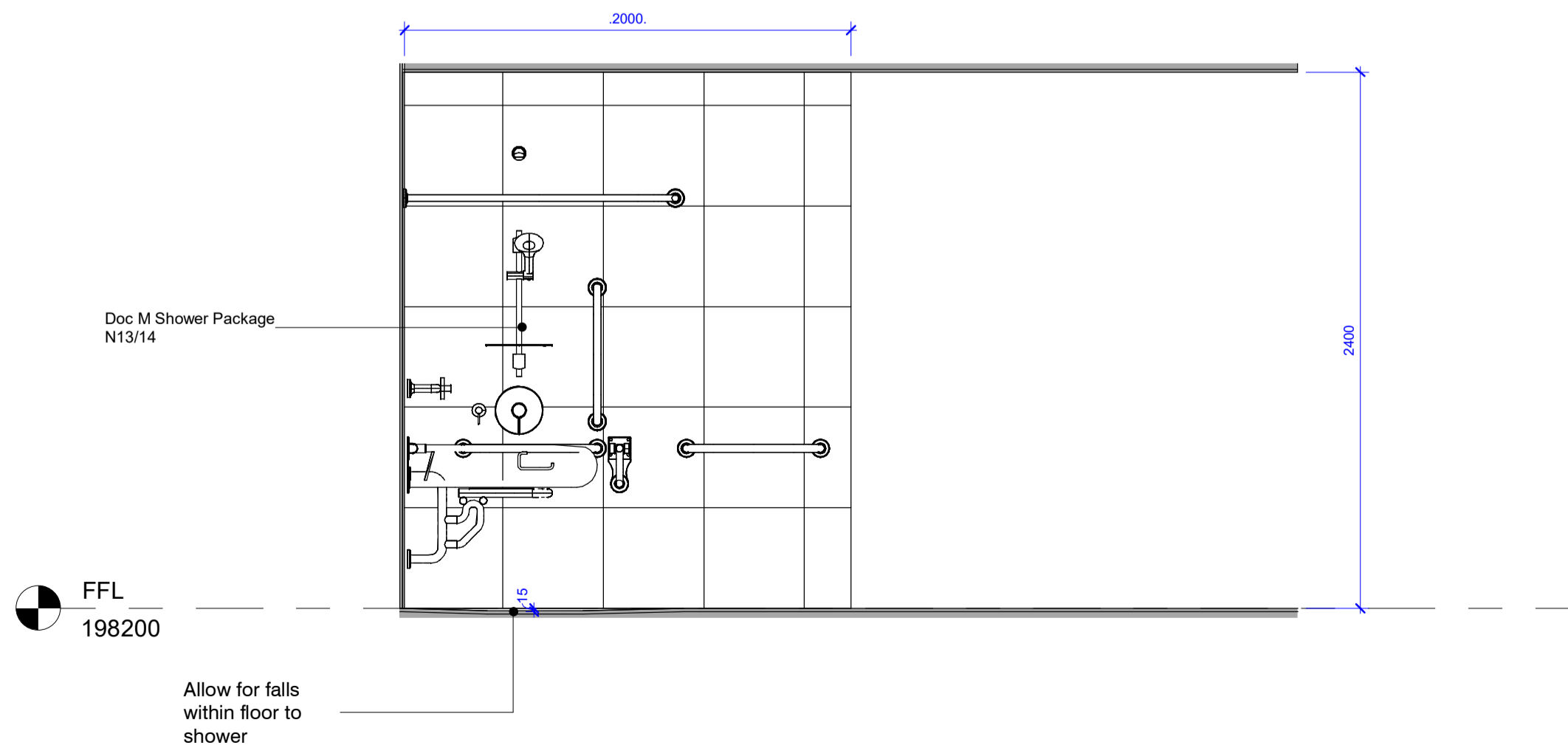
A - Acc. WC + Shower North Elevation

1 : 25



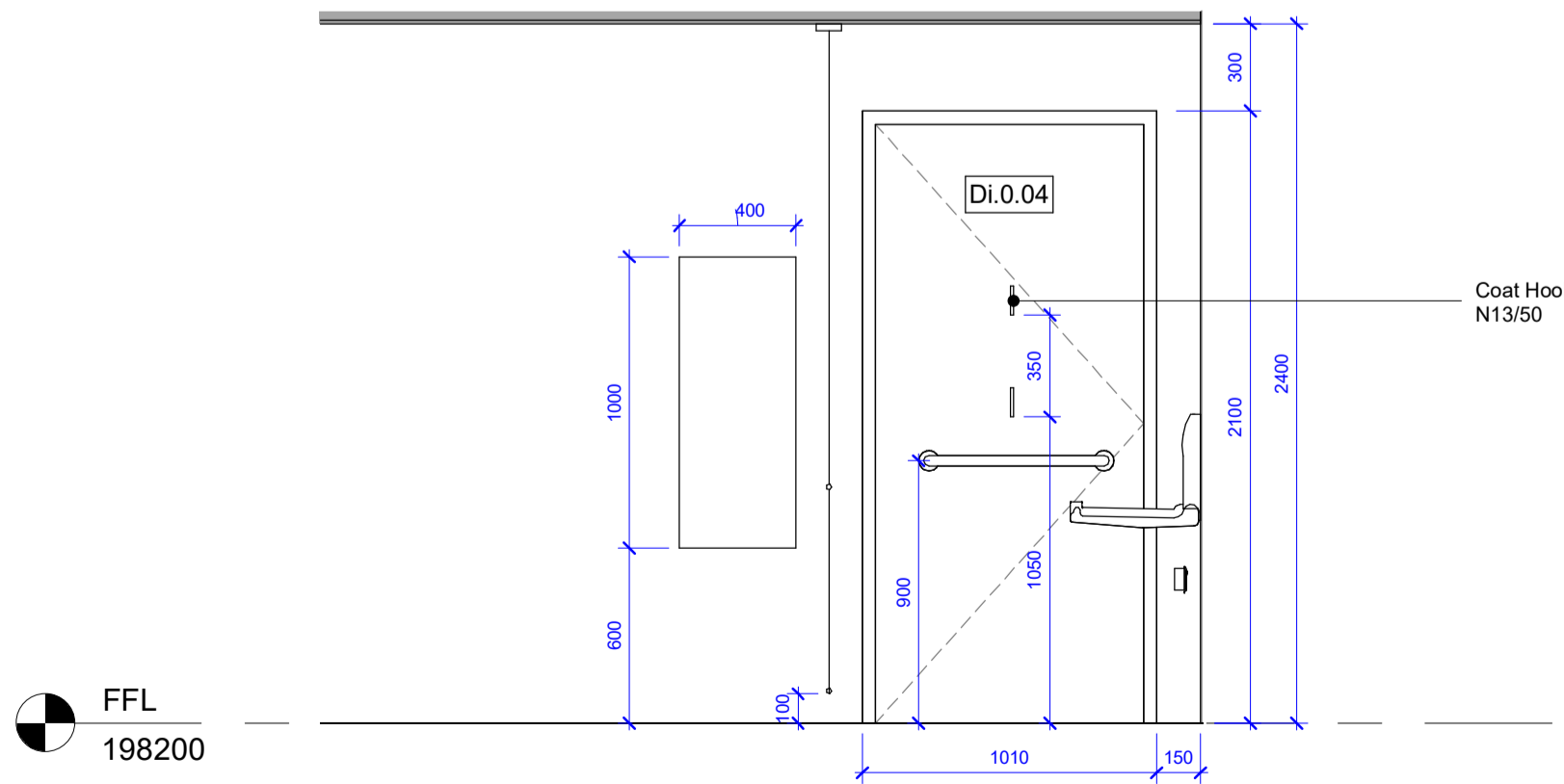
B - Acc. WC + Shower East Elevation

1 : 25



C - Acc. WC + Shower South Elevation

1 : 25



D - Acc. WC + Shower West Elevation

1 : 25

Rev	Description	Issued	Checked	Date
P01	Draft Tender Issue	TY	MD	03/12/21
P02	Tender Issue	TY	MD	17/01/22
P03	Tender re-issue	TY	MD	28/04/22

Purpose of issue

Issued for tender

Project Information

Chinley, Buxworth & Brownside Parish Council

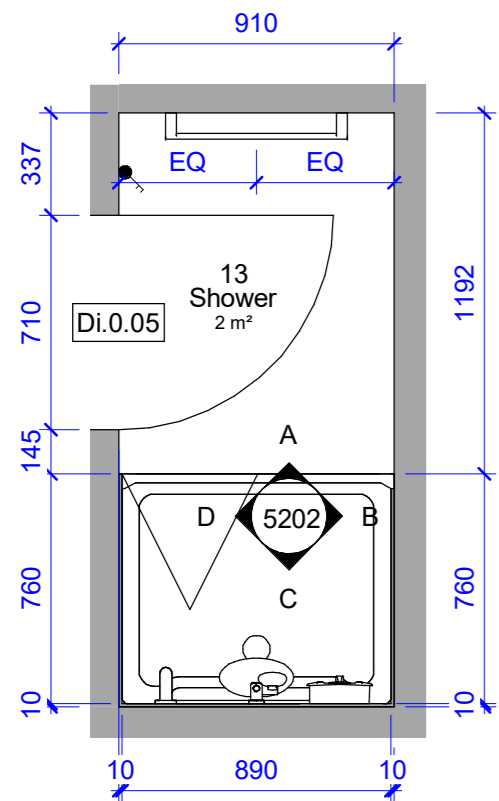
Chinley Community Centre

Drawing Information

Accessible WC + Shower

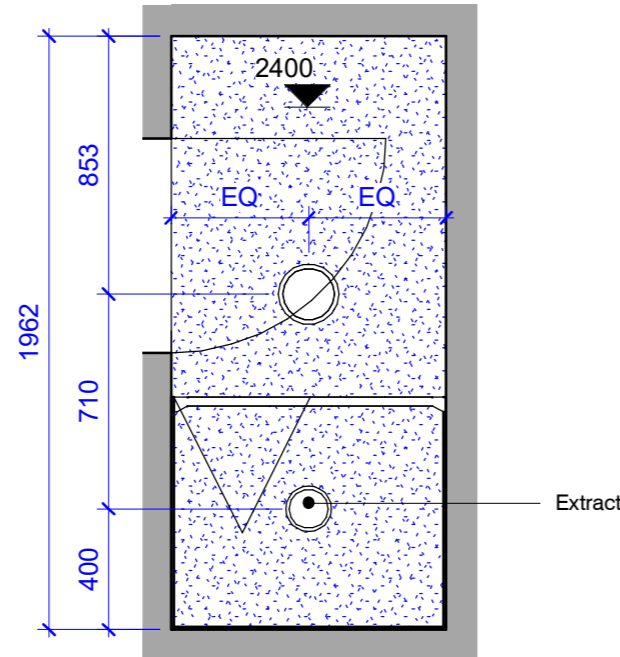
Project ID	Originator	Zone	Level	Type	Role	Drawing No.
CHIN	D3A	00	00	DR	A	5201
Project No.	Drawn	Scale @ A1	Status	Revision		
1607	TY	As indicated				

D2 P03



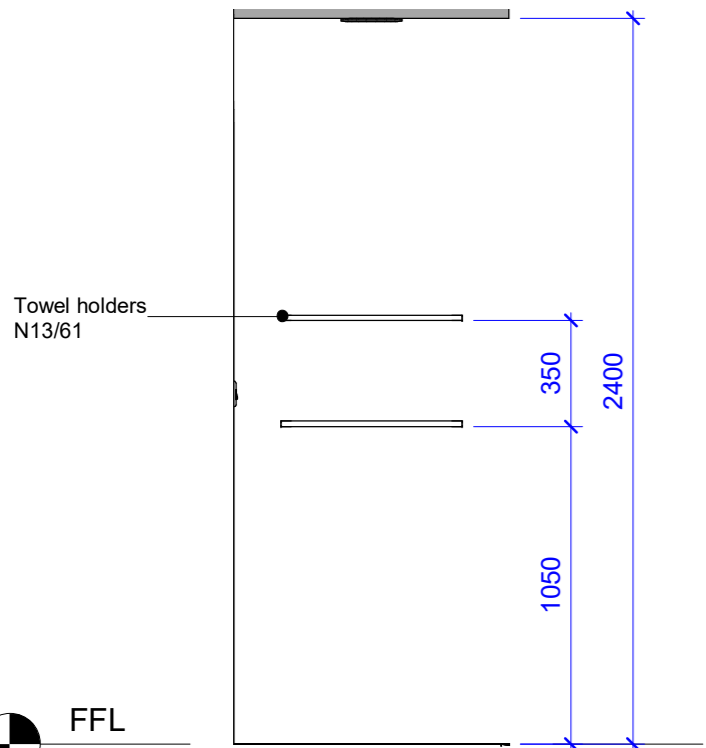
Shower Floor Plan

1 : 25



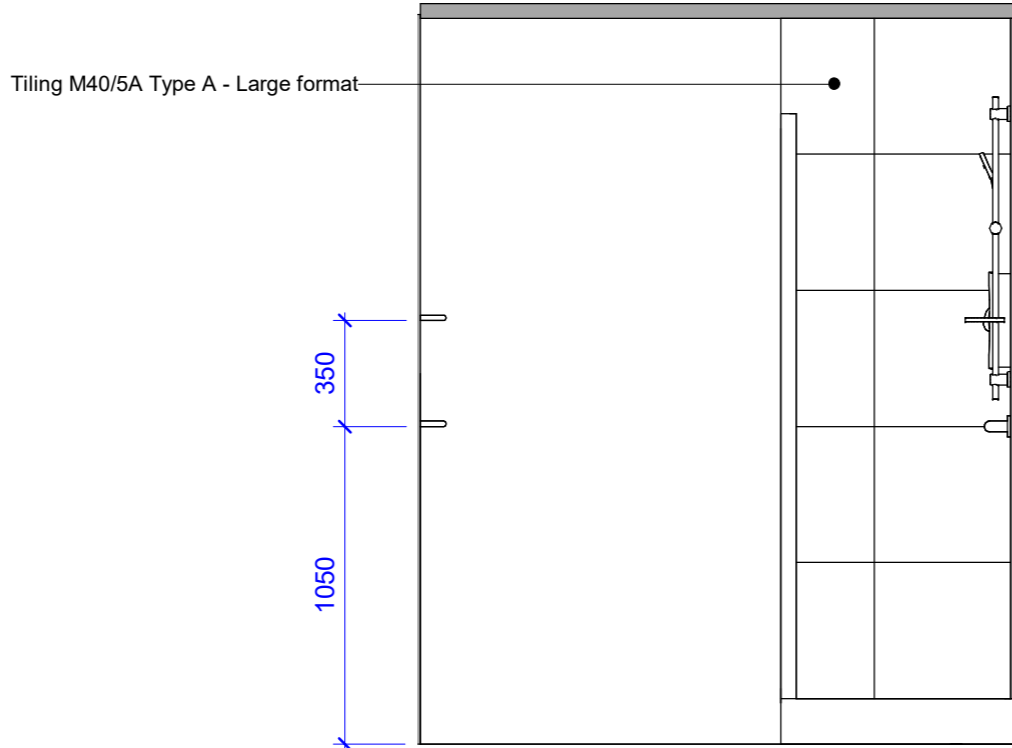
Shower Ceiling Plan

1 : 25



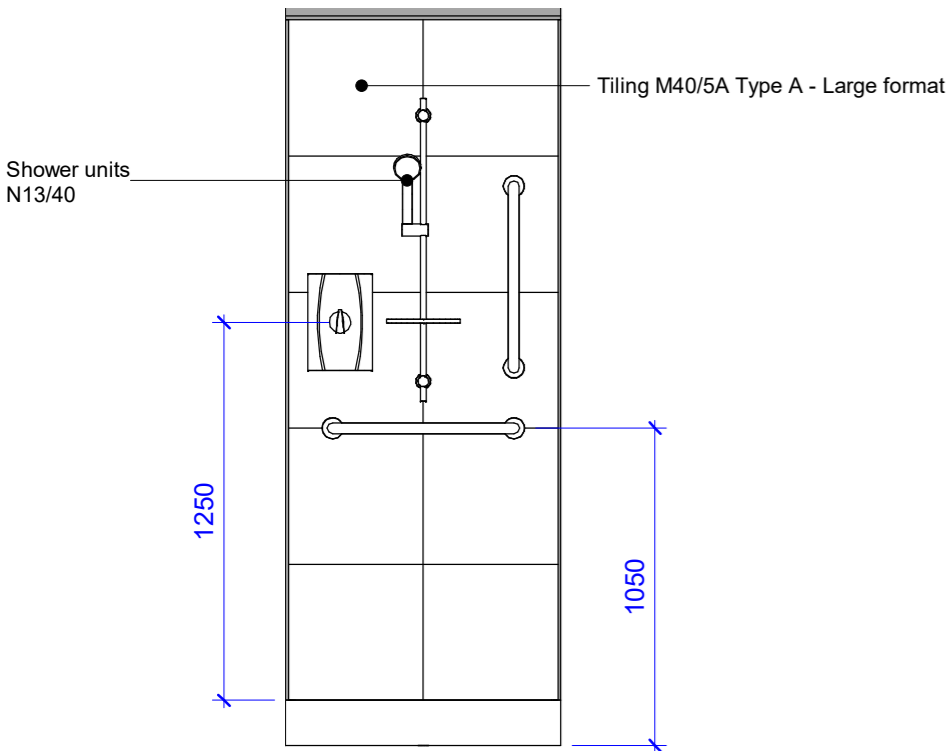
A - Shower North Elevation

1 : 25



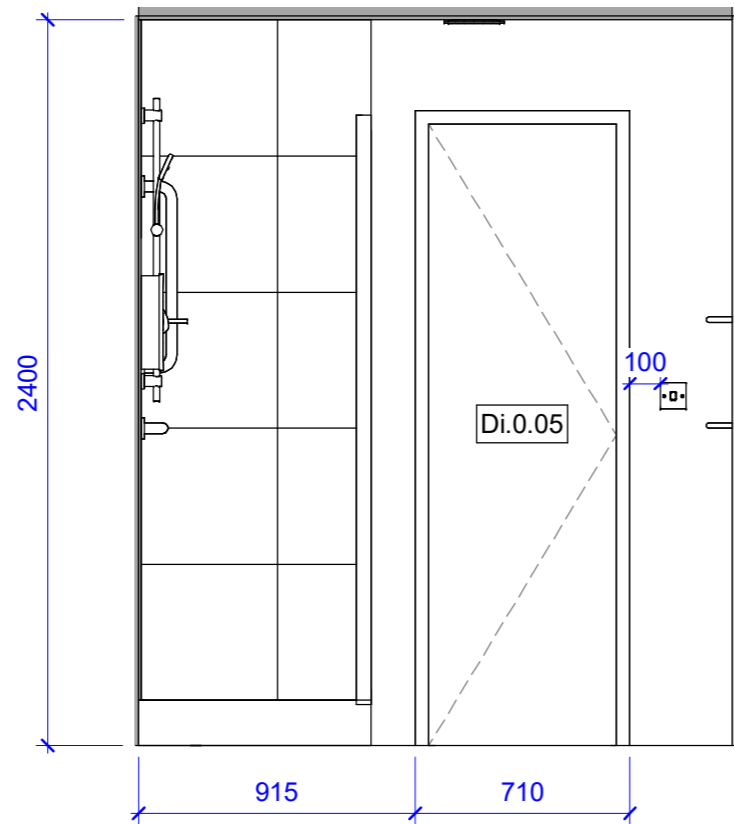
B - Shower East Elevation

1 : 25



C - Shower South Elevation

1 : 25



D - Shower West Elevation

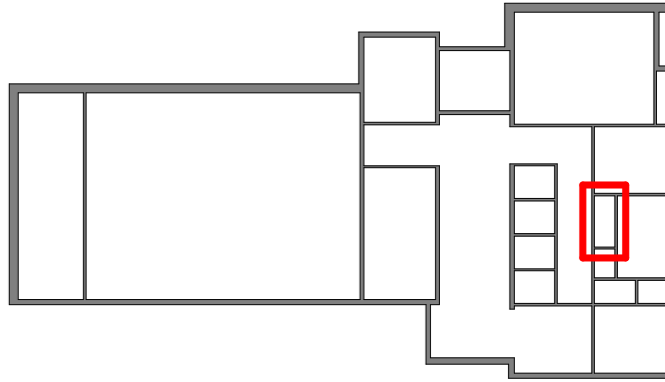
1 : 25



© d3-associates
This drawing is the subject of copyright which vests in d3-associates. It is an infringement of copyright to reproduce this drawing, by whatever means, including electronic, without the express written consent of d3-associates which reserves all its rights.

d3-associates asserts its rights to be identified as the author of this design. All drawings, images and models are subject to the Copyright, Designs & Patents Act 1988.

- Responsibility is not accepted for errors made by others in scaling from this drawing. All construction information should be taken from figured dimensions only
- Report errors & omissions to d3-associates
- Check all dimensions on site
- To be read in conjunction with Health and Safety plan and all relevant risk assessments



Rev	Description	Issued	Checked	Date
P02	Draft Tender Issue following structural / civils input	TY	MD	17/12/21
P03	Tender Issue	TY	MD	17/01/22
P04	Tender re-issue	TY	MD	26/04/22

Purpose of Issue

Issued for tender

Project Information

Chinley, Buxworth & Brownside Parish Council

Chinley Community Centre

Drawing Information

Shower Room

Project ID	Originator	Zone	Level	Type	Role	Drawing No.
CHIN	D3A	00	00	DR	A	5202
Project No.	Drawn	Scale @ A2	Status	Revision		
1607	TY	As indicated				

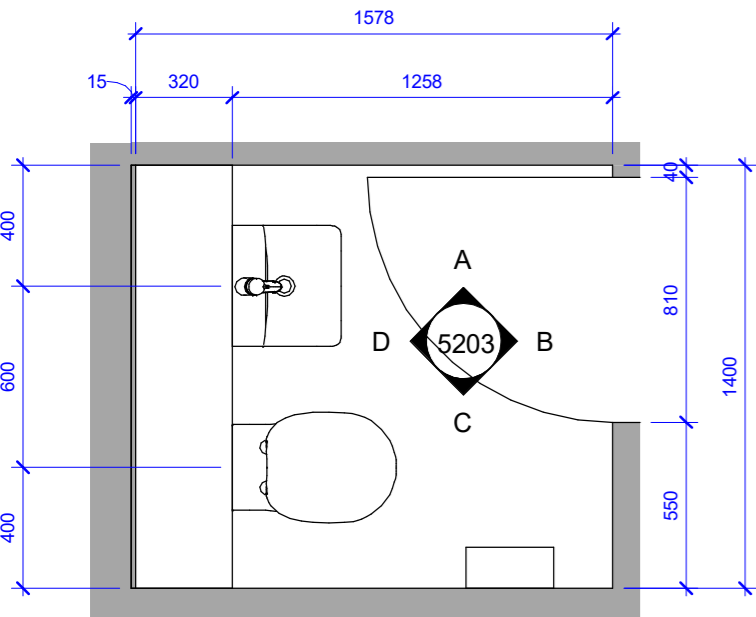
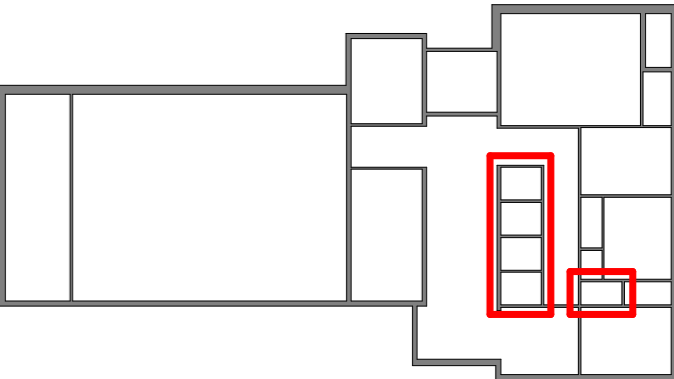
D2 P04

d3associates
ENERGY & ARCHITECTURE

info@d3-associates.co.uk
www.d3-associates.co.uk

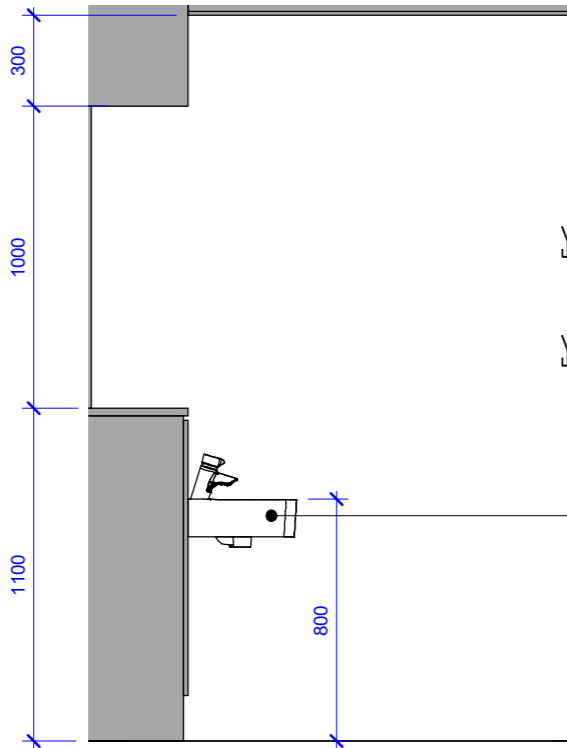
d3-associates asserts its rights to be identified as the author of this design. All drawings, images and models are subject to the Copyright, Designs & Patents Act 1988.

- Responsibility is not accepted for errors made by others in scaling from this drawing. All construction information should be taken from figured dimensions only
- Report errors & omissions to d3-associates
- Check all dimensions on site
- To be read in conjunction with Health and Safety plan and all relevant risk assessments



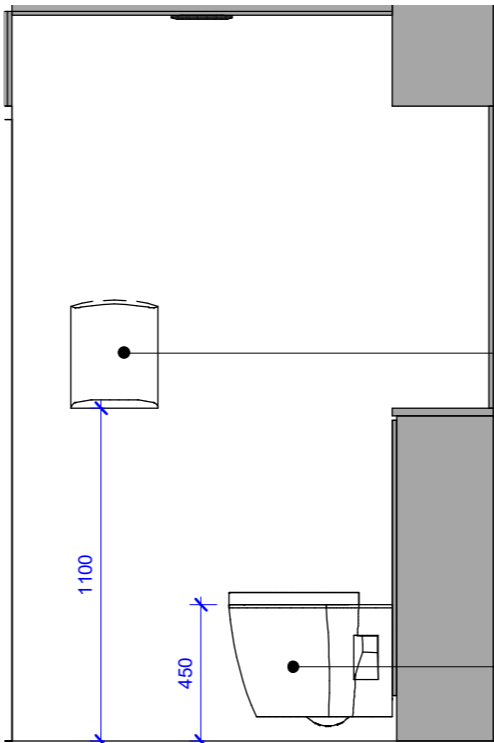
WC 01-05 Floor Plan

1 : 25



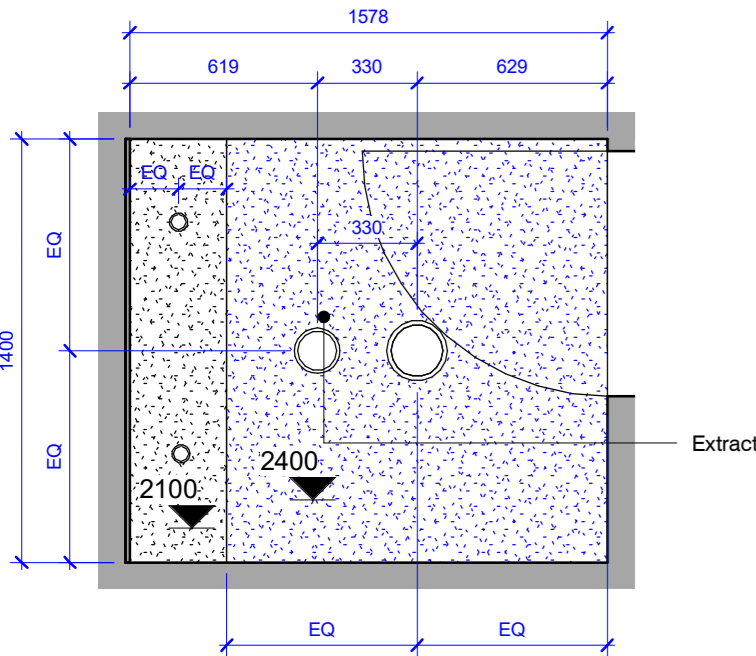
A - WC North Elevation

1 : 25



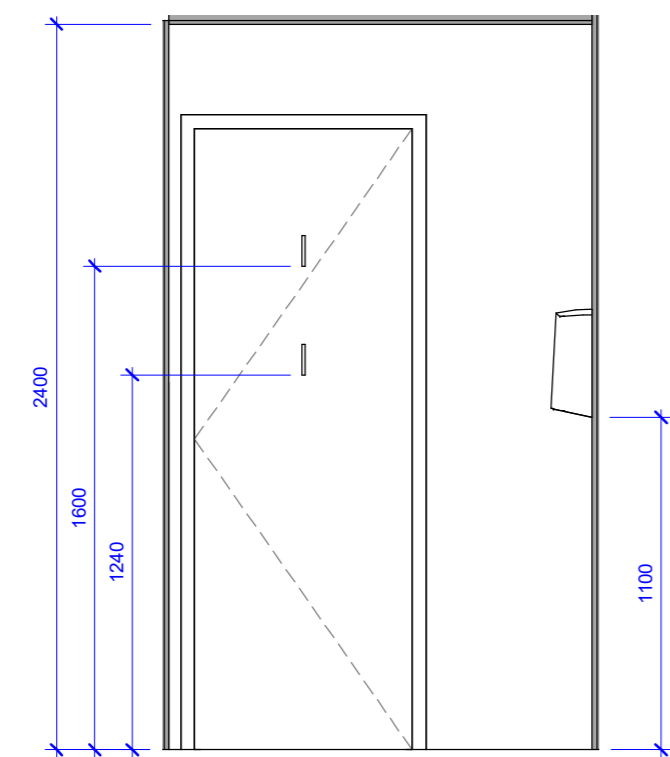
C - WC South Elevation

1 : 25



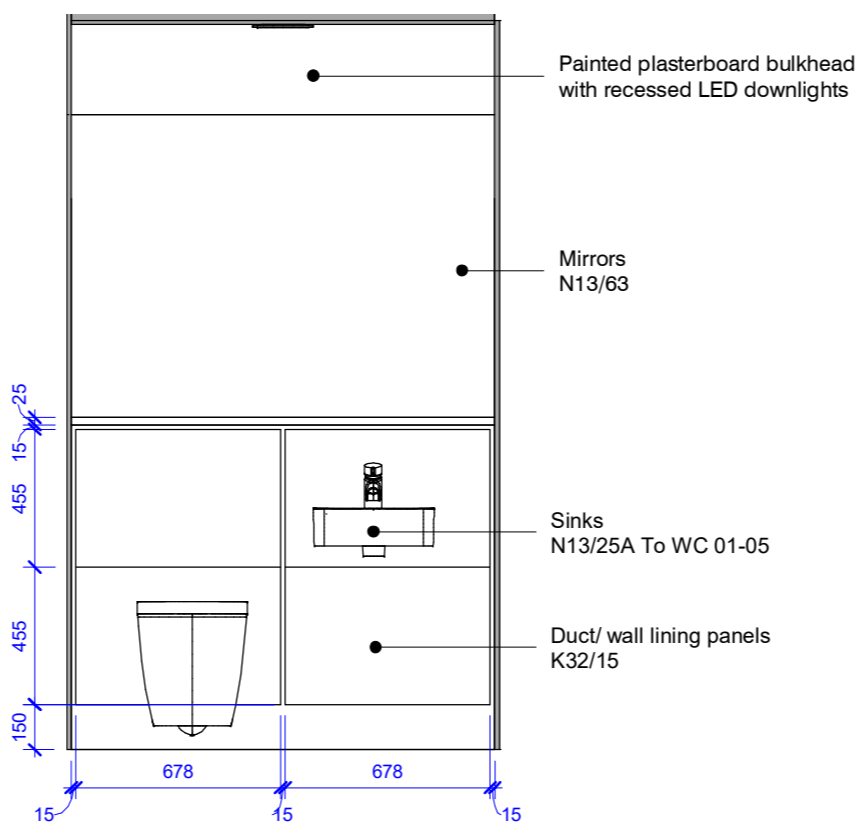
WC 01-05 Ceiling Plan

1 : 25



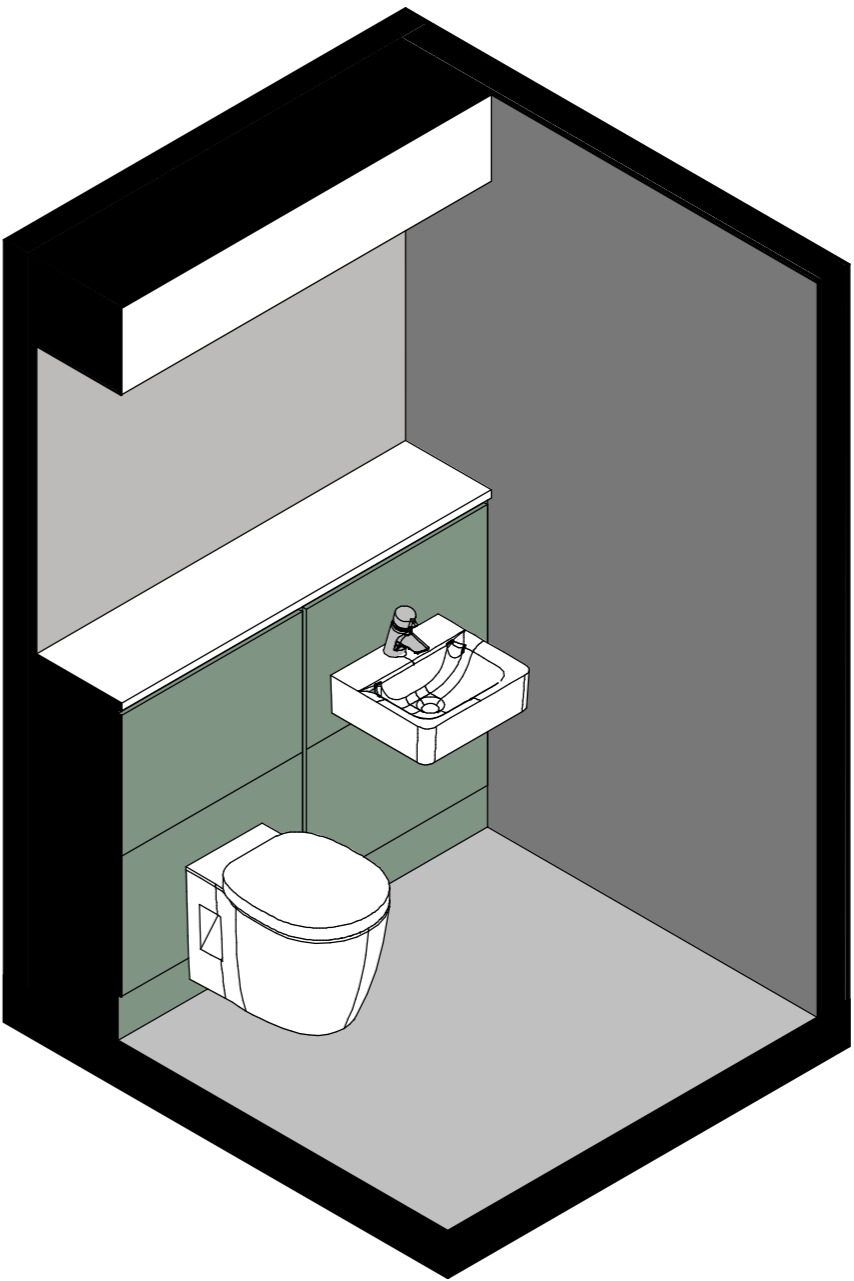
B - WC East Elevation

1 : 25



D - WC West Elevation

1 : 25



Rev	Description	Issued	Checked	Date
P01	Draft Tender Issue	TY	MD	03/12/21
P02	Tender Issue	TY	MD	17/01/22
P03	Tender re-issue	TY	MD	26/04/22

Purpose of Issue

Issued for tender

Project Information

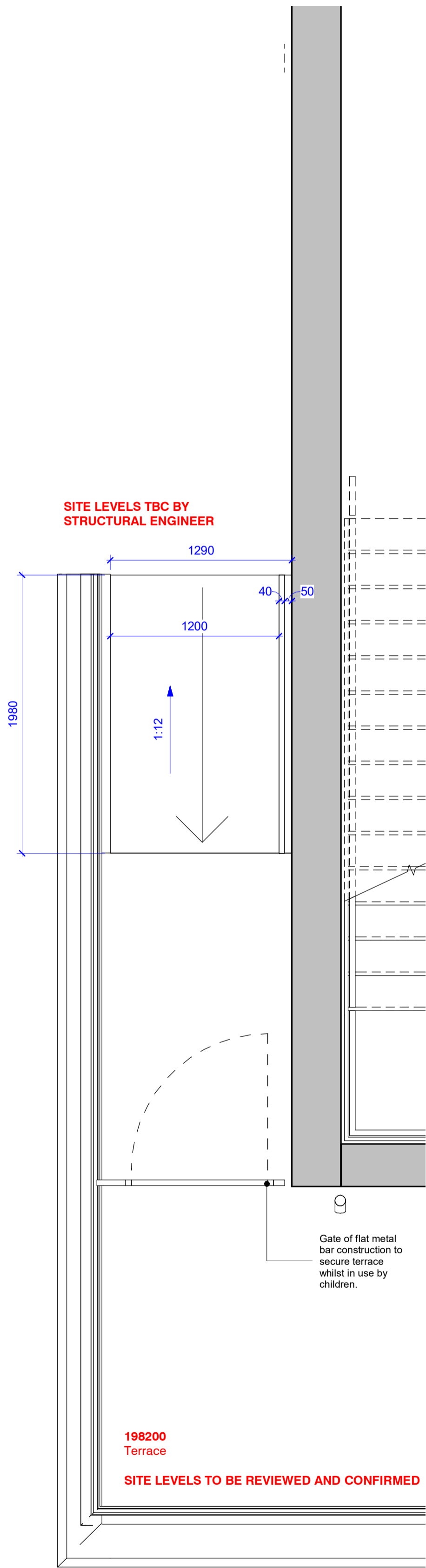
Chinley, Buxworth & Brownside Parish Council

Chinley Community Centre

Drawing Information

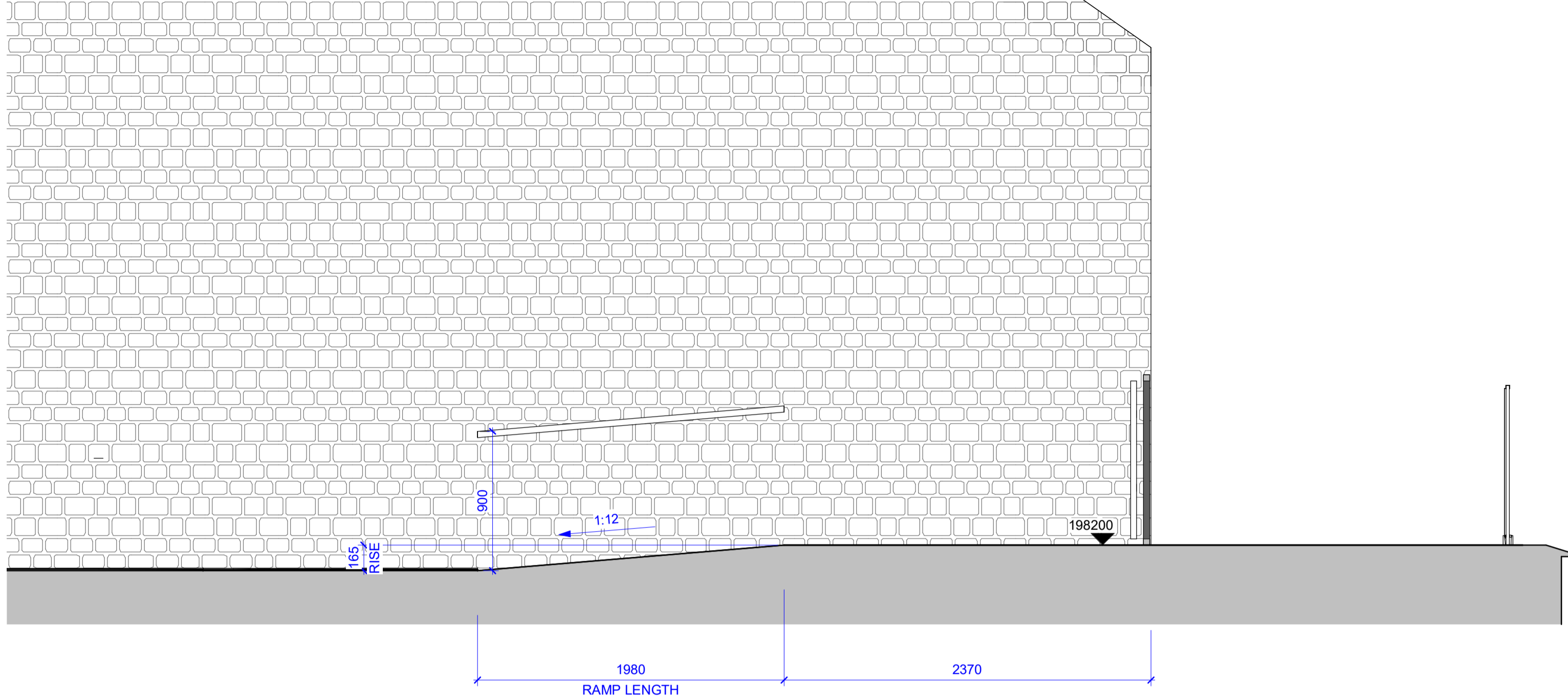
WC 01-05

Project ID	Originator	Zone	Level	Type	Role	Drawing No.
CHIN	D3A	00	00	DR	A	5203
Project No.	Drawn	Scale @ A2	Status	Revision		
1607	TY	As indicated			D2 P03	



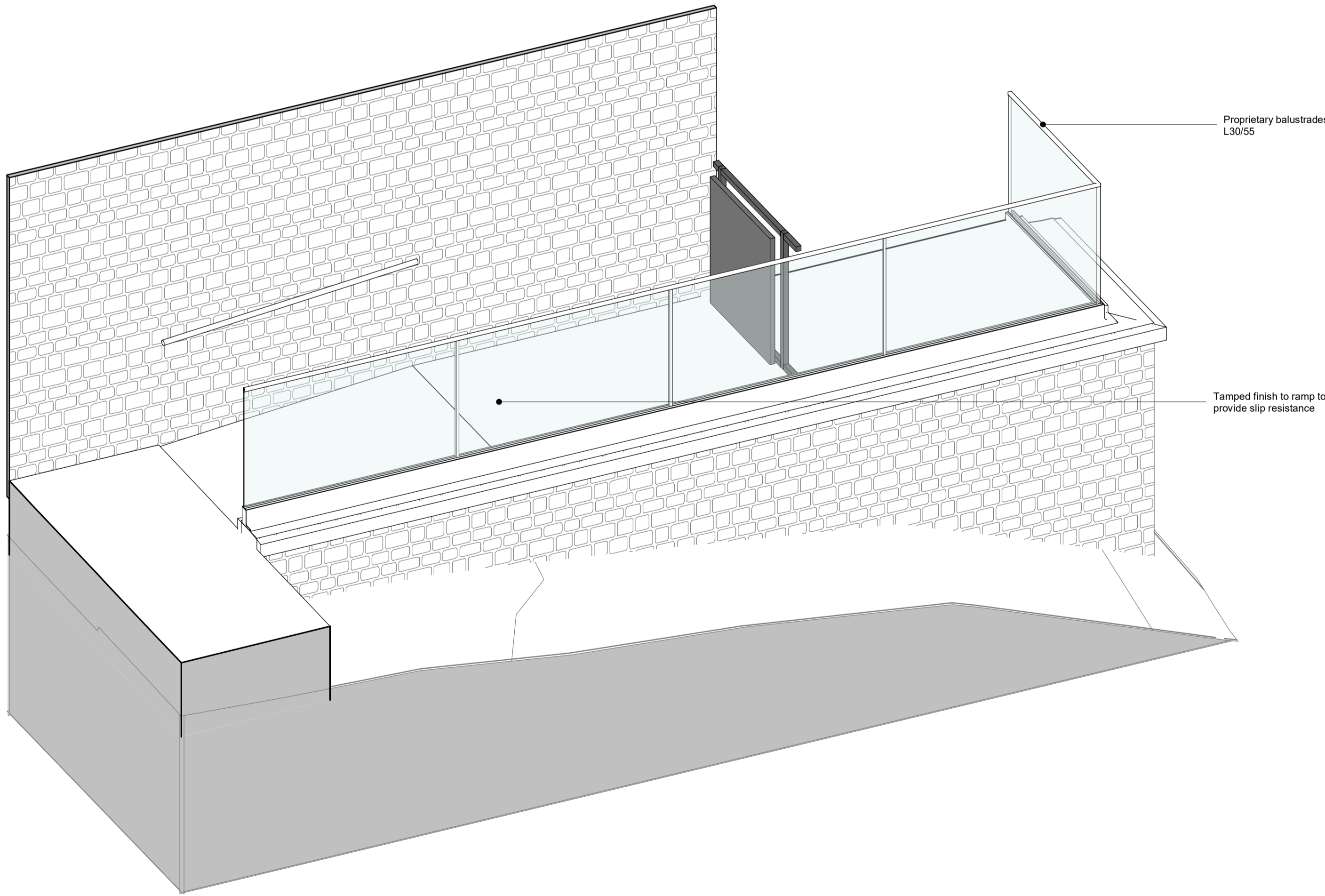
Ramp Floor Plan

1 : 25



Ramp Section

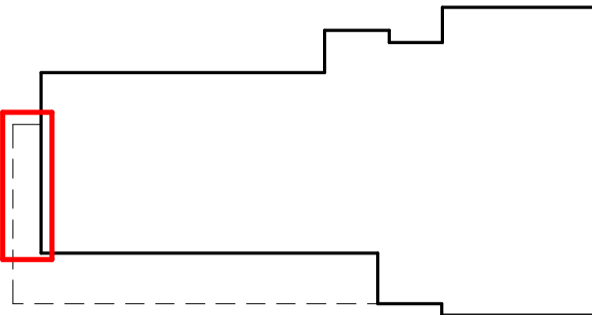
1 : 25



© d3-associates
This drawing is the subject of copyright which vests in d3-associates. It is an infringement of copyright to reproduce this drawing, by whatever means, including electronic, without the express written consent of d3-associates which reserves all its rights.

d3-associates asserts its rights to be identified as the author of this design. All drawings, images and models are subject to the Copyright, Designs & Patents Act 1988.

- Responsibility is not accepted for errors made by others in scaling from this drawing. All construction information should be taken from figured dimensions only
- Report errors & omissions to d3-associates
- Check all dimensions on site
- To be read in conjunction with Health and Safety plan and all relevant risk assessments



Rev	Description	Issued	Checked	Date
P01	Draft Tender Issue	TY	MD	03/12/21
P02	Draft Tender Issue following structural / civils input	TY	MD	17/12/21
P03	Tender Issue	TY	MD	17/01/22

Purpose of issue

Issued for tender

Project Information

Chinley, Buxworth& Brownside Parish Council

Chinley Community Centre

Drawing Information

Ramp Setting Out

Project ID	Originator	Zone	Level	Type	Role	Drawing No.
------------	------------	------	-------	------	------	-------------

CHIN	D3A	00	00	DR	A	5303
------	-----	----	----	----	---	------

Project No.	Drawn	Scale @ A1	Status	Revision
-------------	-------	------------	--------	----------

1607	TY	As indicated	D2	P03
------	----	--------------	----	-----

d3associates
ENERGY & ARCHITECTURE

info@d3-associates.co.uk
www.d3-associates.co.uk

Internal Door Schedule

Mark	To Room	NBS Reference	NBS Description	Unit Type	Door Size		WallThickness	Fire Designation	Vision Panel	Side Screen	Floor Mounted Door Stop	Ironmongery Set
					Height	Width						
Di.0.01	Social Space	L20/20A	Internal Doors	A	2400	2750	150		Yes	Yes, refer to key	Yes	Locking Single
Di.0.02	Multi-Purpose	L20/20B	Internal Doors	B	2100	1010	118		No	Yes, refer to key	Yes	Locking Single
Di.0.03	MP Store	L20/20C	Internal Doors	C	2100	910	170	FD30S	No		Yes	Store / Plant / Cleaner's Single
Di.0.04	Changing Places	L20/20C	Internal Doors	C	2100	1010	120		No			Accessible WC / Shower
Di.0.05	Shower	L20/20C	Internal Doors	C	2100	710	120		No			Shower Room
Di.0.06	Cleaner's Store	L20/20C	Internal Doors	C	2100	710	120	FD30S	No			Store / Plant / Cleaner's Single
Di.0.07	Manifold Cupboard	L20/20D	Internal Doors	D	2100	1310	120	FD30S	No			Store Double
Di.0.08	WC 01	L20/20C	Internal Doors	C	2100	810	120		No		Yes	WC Door
Di.0.09	WC 02	L20/20C	Internal Doors	C	2100	810	120		No		Yes	WC Door
Di.0.10	WC 03	L20/20C	Internal Doors	C	2100	810	120		No		Yes	WC Door
Di.0.11	WC 04	L20/20C	Internal Doors	C	2100	810	120		No		Yes	WC Door
Di.0.12	Office	L20/20C	Internal Doors	C	2100	1010	120		Yes		Yes	Locking Single
Di.0.13	Kitchen	L20/20C	Internal Doors	C	2100	1010	120	FD30S	Yes			Store / Plant / Cleaner's Single
Di.0.14	Change 02	L20/20C	Internal Doors	C	2100	910	120		No			Locking Single
Di.0.15	Change 02	L20/20C	Internal Doors	C	2100	910	120		No			Non-Locking Single
Di.0.16	WC 05	L20/20C	Internal Doors	C	2100	810	120		No		Yes	WC Door
Di.0.17	Change 01	L20/20C	Internal Doors	C	2100	910	120		No			Non-Locking Single
Di.0.18	Hall	L20/20B	Internal Doors	B	2100	1010	170		No	Yes, refer to key	Yes	Non-Locking Single
Di.0.19	Hall Store	L20/20D	Internal Doors	D	2100	1510	170	FD30S	No		Yes adjacent wall	Store Double
Di.0.20	Hall Store	L20/20D	Internal Doors	D	2100	1510	170	FD30S	No		Yes adjacent wall	Store Double

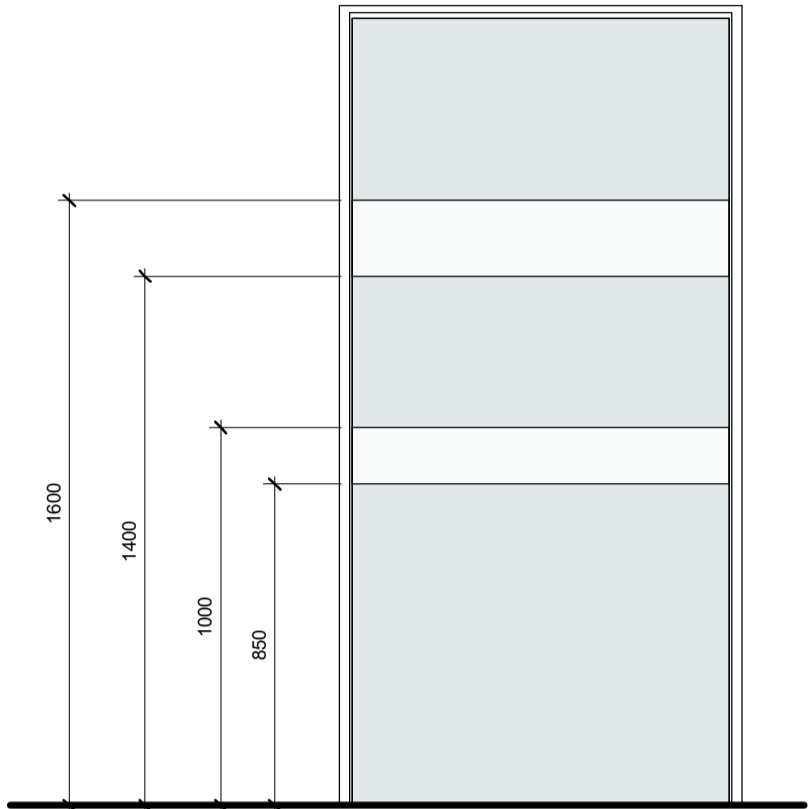
Male & Female W.C's, Accessible W.C doors to be undercut (up to 25mm) to allow for ventilation. Cleaner's store and kitchen door to be undercut to maximum permissible.

Thumbturn required for escape in direction of travel to door Di.0.01

© d3-associates
This drawing is the subject of copyright which vests in d3-associates. It is an infringement of copyright to reproduce this drawing, by whatever means, including electronic, without the express written consent of d3-associates which reserves all its rights.

d3-associates asserts its rights to be identified as the author of this design. All drawings, images and models are subject to the Copyright, Designs & Patents Act 1988.

- Responsibility is not accepted for errors made by others in scaling from this drawing. All construction information should be taken from figured dimensions only
- Report errors & omissions to d3-associates
- Check all dimensions on site
- To be read in conjunction with Health and Safety plan and all relevant risk assessments

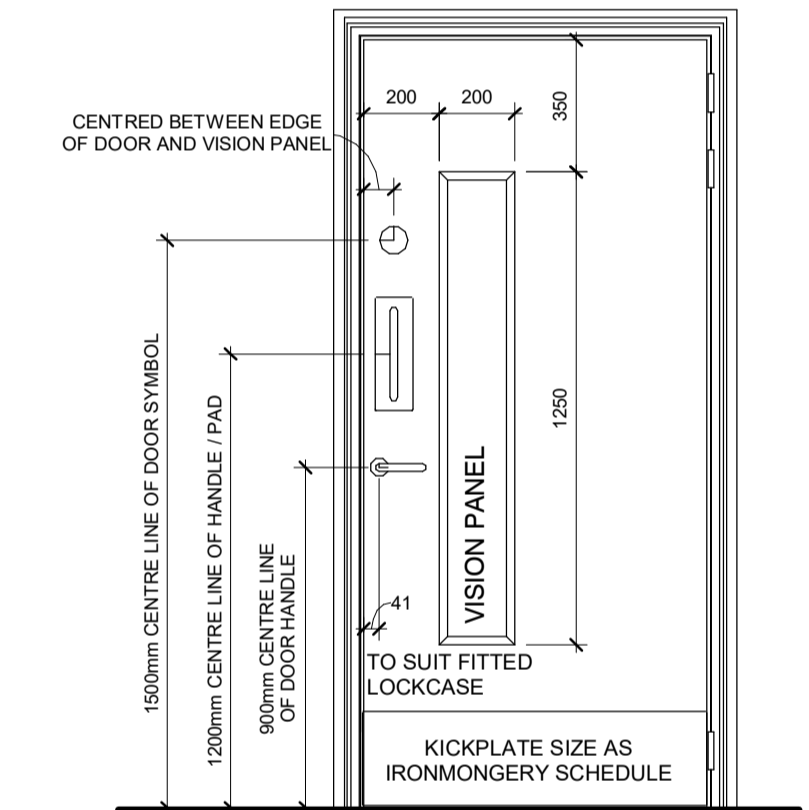


Manifestation Setting Out

1 : 20

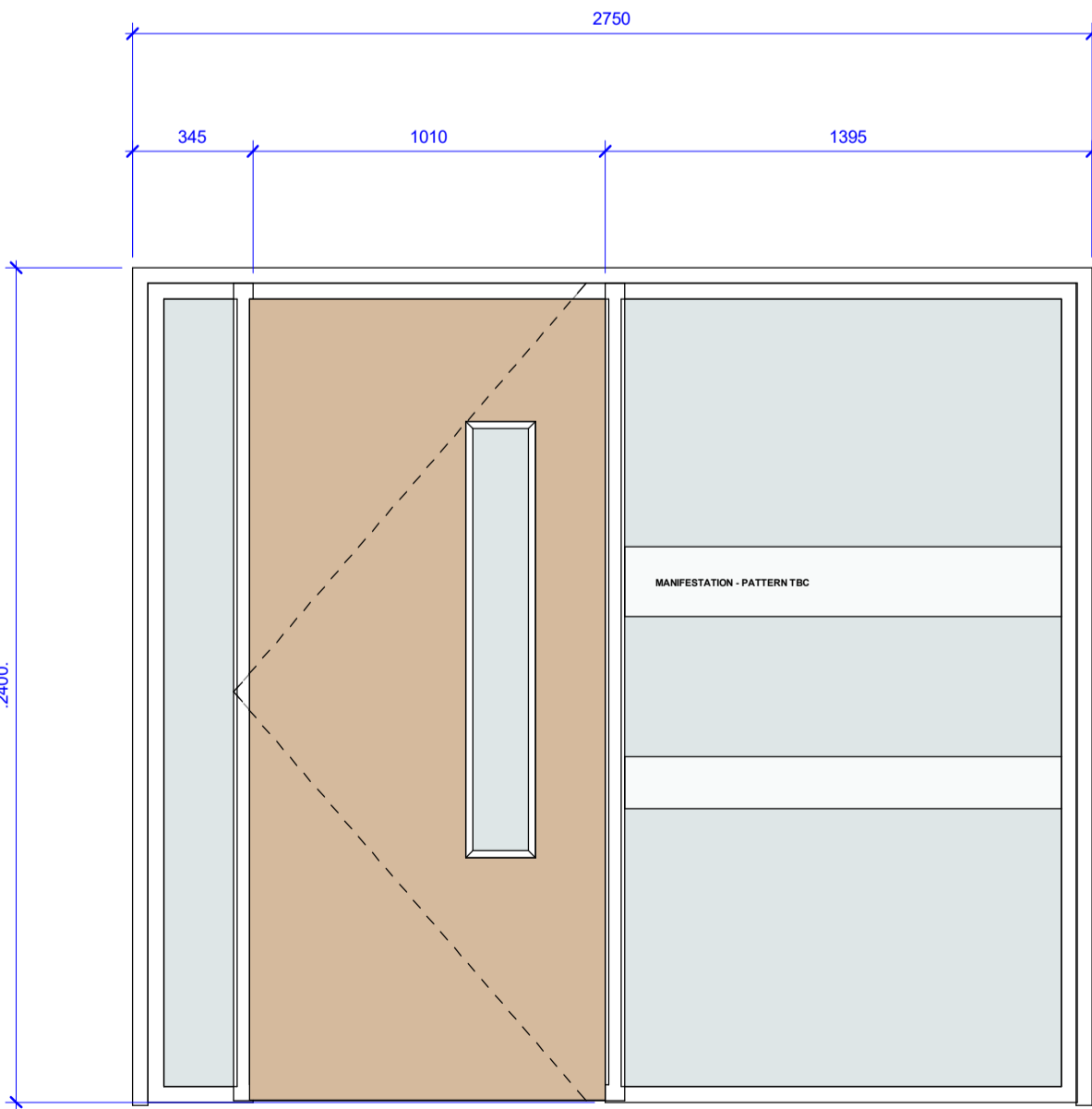
Ironmongery Schedule

Ironmongery Set	Pairs of Hinges	Lever latch handle and rose	Push plate / Pull handle	Cylinder deadlock	Keyhole and rose	Thumbturn with privacy indicator and emergency release	Kick plates	Fingerpull	Floor bolt to slave leaf	Access control requirements	Door Closer	Signage
Accessible WC / Shower	1.5	Yes	No	Yes	No	Yes	In direction of travel	No	No	None	Overhead Closer	Unisex WC / Shower symbol and accessible symbol
Locking Single	1.5	Yes	No	Yes	Yes	No	In direction of travel	No	No	None	Overhead Closer	
Non-Locking Double	3	No	Yes	No	No	No	In direction of travel	No	Yes	None	Overhead Closer	
Non-Locking Single	1.5	No	Yes	No	No	No	In direction of travel	No	No	None	Overhead Closer	
Shower Room	1.5	Yes	No	Yes	No	Yes	In direction of travel	No	No	None	None	Unisex shower symbol
Store / Plant / Cleaner's Single	1.5	Yes	No	Yes	Yes	No	In direction of travel	No	No	None	Overhead Closer	Fire door keep locked signage
Store Double	3	Yes	No	Yes	Yes	No	In direction of travel	No	Yes	None	None	Fire door keep locked signage
WC Door	1.5	Yes	No	Yes		Yes	In direction of travel	No	No	None	Overhead Closer	Unisex WC symbol

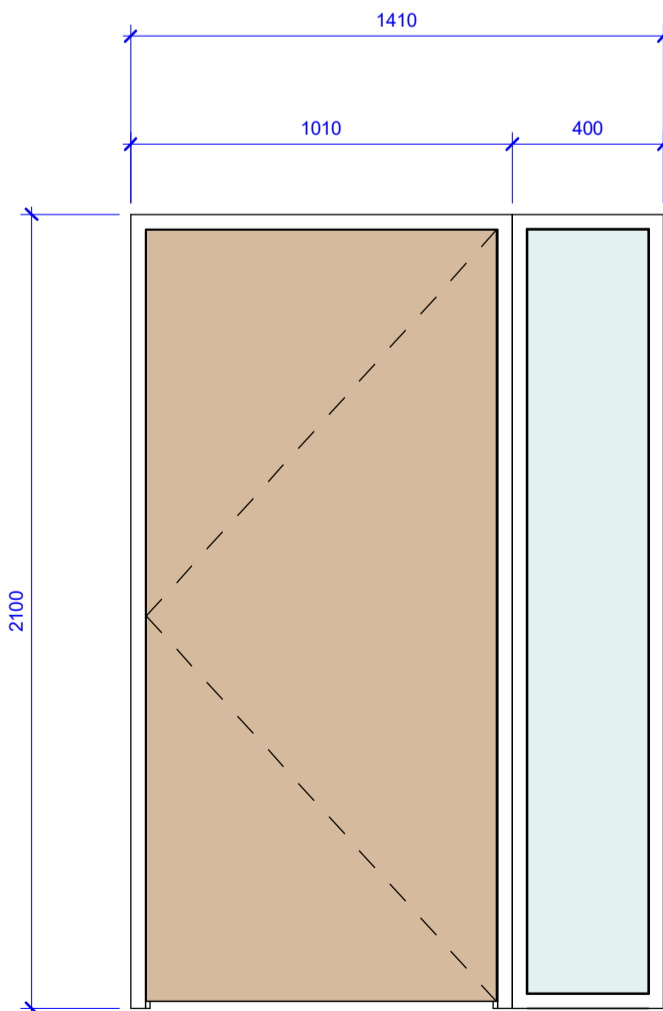


Ironmongery Setting Out

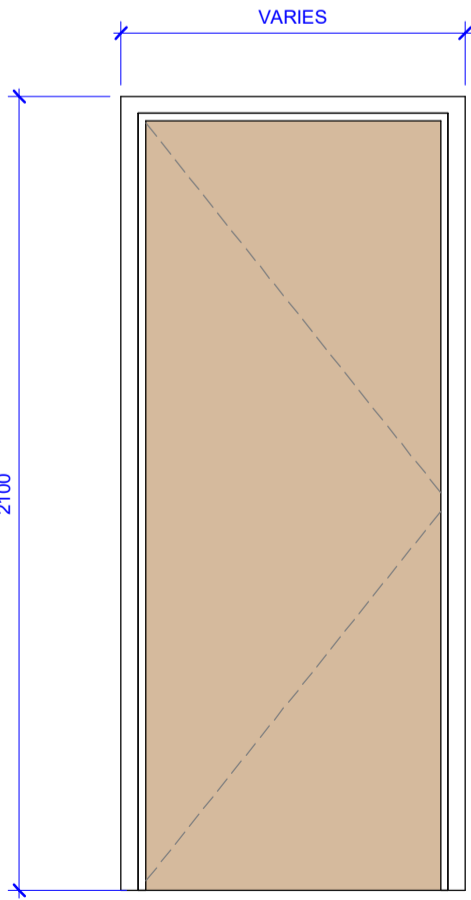
1 : 20



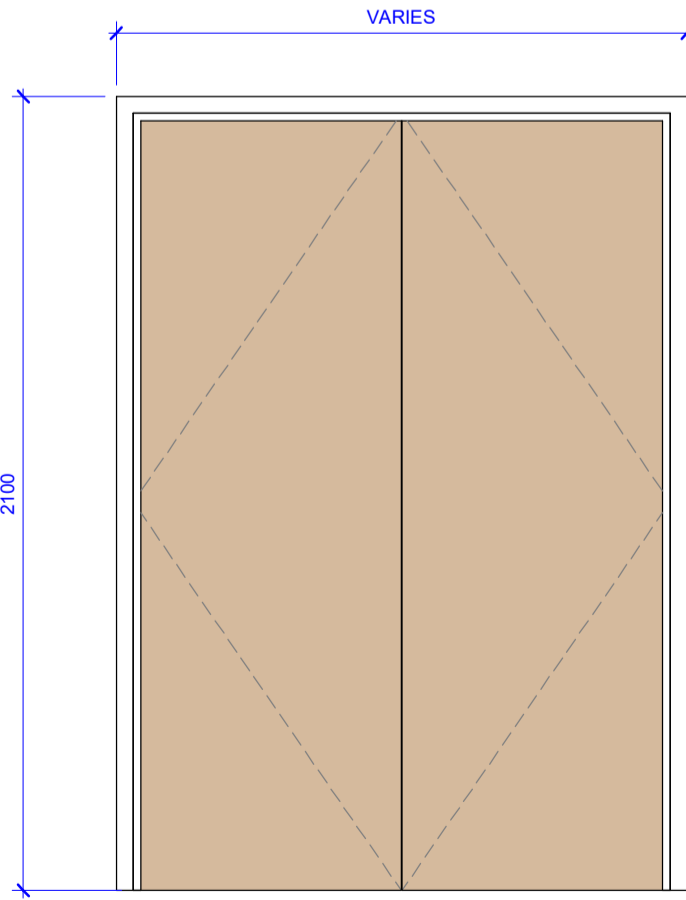
Type A



Type B



Type C



Type D

Internal Door Types

1 : 20

Rev	Description	Issued	Checked	Date
P02	Draft Tender Issue following structural / civils input	TY	MD	17/12/21
P03	Tender Issue	TY	MD	17/01/22
P04	Tender re-issue	TY	MD	28/04/22

Purpose of issue

Issued for tender

Project Information

Chinley, Buxworth & Brownside Parish Council

Chinley Community Centre

Drawing Information

Internal Door Schedule

Project ID	Originator	Zone	Level	Type	Role	Drawing No.
CHIN	D3A	00	XX	SC	A	6001

Project No.	Drawn	Scale @ A1	Status	Revision
1607	TY	1 : 20		

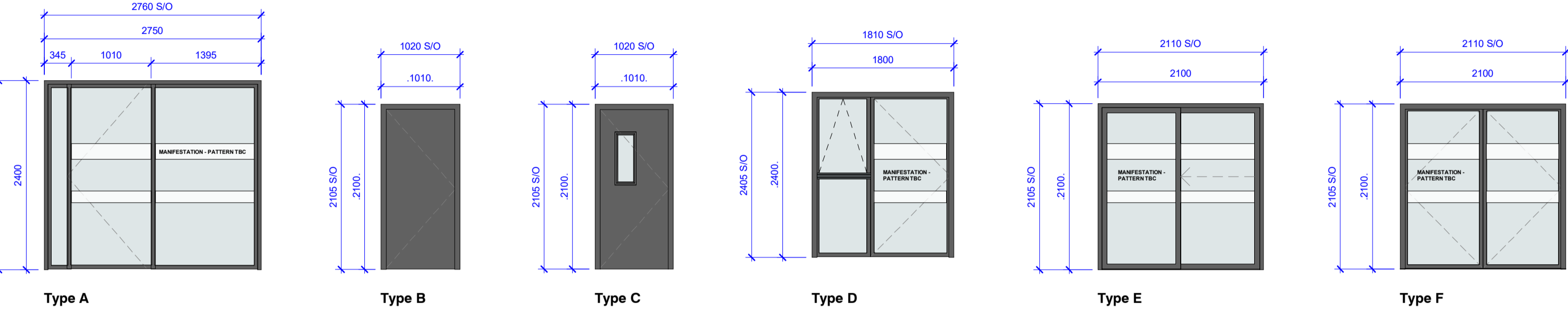
D2 P04

d3associates
ENERGY & ARCHITECTURE

info@d3-associates.co.uk
www.d3-associates.co.uk

External Door Schedule

Mark	Room	NBS Reference	NBS Description	Unit Type	Unit Size		Structural Opening		Wall Thickness	Safety Glazing	Vision Panel	Weather Seals	Ironmongery	Comments
					Height	Width	Height	Width						
Dx.0.01	Lobby	L20/45A	External Doors	A	2400	2750	2405	2760	150	Yes	No	Yes	Powered access control, push button internally and externally on maglocks. Lockable externally out of hours with key.	PPC RAL Framed double glazed single door and 2no. side panels. Bell required internally.
Dx.0.02	Plant	L20/45B	External Doors	B	2100	1010	2105	1020	302	No	No	Yes	Satin stainless steel lever handles with 5 lever deadlock	PPC RAL 7016 Frame and Leaf
Dx.0.03	Changing Circulation	L20/45C	External Doors	C	2100	1010	2105	1020	302	No	Yes	Yes	Satin stainless steel lever handles with 5 lever deadlock	PPC RAL 7016 Frame and Leaf
Dx.0.04	Social Space	L20/45D	External Doors	D	2100	1800	2105	1810	302	Yes	No	Yes	Satin stainless steel lever handles with 5 lever deadlock. Door stops required externally.	PPC RAL 7016 Framed double glazed single door and side panel with opening top light.
Dx.0.05	Hall	L20/45E	External Doors	E	2100	2100	2105	2110	302	Yes	No	Yes	5 lever deadlock	PPC RAL 7016 Framed double glazed sliding door
Dx.0.06	Hall	L20/45F	External Doors	F	2100	2100	2105	2110	302	Yes	No	Yes	Panic push bar for glazed doors internally, satin stainless steel lever handles externally. 5 lever deadlock. Door stops required externally.	PPC RAL 7016 Frame double glazed double door
Dx.0.07	Hall Store	L20/45B	External Doors	B	2100	1010	2105	1020	302	No	No	Yes	Satin stainless steel lever handles with 5 lever deadlock	PPC RAL 7016 Frame and Leaf

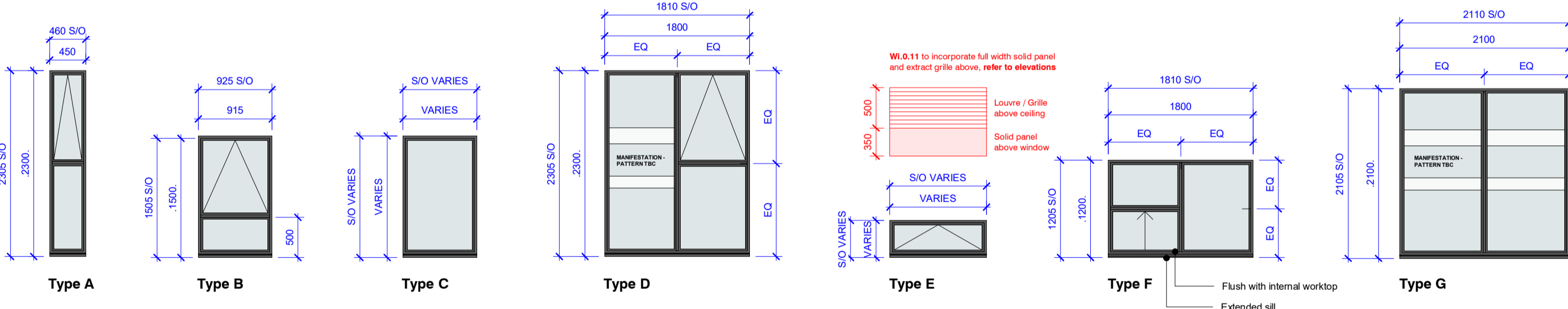


External Door Types

1 : 50

Window Schedule

Mark	Room	NBS Reference	NBS Description	Unit Type	Sill Height Above FFL	Window Size		Structural Opening		Lintel	Comments
						Height	Width	Height	Width		
Wi.0.01	Hall	L10/25A	UPVC windows	A	145	2300	450	2305	460	Catnic CTF5 - Black	Frame to be RAL 7016. Openable top light with lock and restrictors. To provide trickle vents.
Wi.0.02	Hall	L10/25A	UPVC windows	A	145	2300	450	2305	460	Catnic CTF5 - Black	Frame to be RAL 7016. Openable top light with lock and restrictors. To provide trickle vents.
Wi.0.03	Hall	L10/25A	UPVC windows	A	145	2300	450	2305	460	Catnic CTF5 - Black	Frame to be RAL 7016. Openable top light with lock and restrictors. To provide trickle vents.
Wi.0.04	Hall	L10/25A	UPVC windows	A	145	2300	450	2305	460	Catnic CTF5 - Black	Frame to be RAL 7016. Openable top light with lock and restrictors. To provide trickle vents.
Wi.0.05	Office	L10/25B	UPVC windows	B	900	1500	915	1505	925	Formed in timber frame	Frame to be RAL 7016. Openable top light with lock and restrictors. To provide trickle vents.
Wi.0.06	Office	L10/25C	UPVC windows	C	900	1500	915	1505	925	Formed in timber frame	Frame to be RAL 7016. Fixed unit. To provide trickle vents.
Wi.0.07	Multi-Purpose	L10/25D	UPVC windows	D	145	2300	1800	2305	1810	Catnic CTF5 - Black	Frame to be RAL 7016. Openable light with lock and restrictors. To provide trickle vents.
Wi.0.08	Multi-Purpose	L10/25D	UPVC windows	D	145	2300	1800	2305	1810	Catnic CTF5 - Black	Frame to be RAL 7016. Openable light with lock and restrictors. To provide trickle vents.
Wi.0.09	Changing Places	L10/25E	UPVC windows	E	1650	450	1200	455	1210	Formed in timber frame	Frame to be RAL 7016. Openable with lock and restrictors. To provide trickle vents.
Wi.0.10	Change 01	L10/25E	UPVC windows	E	1650	450	1200	455	1210	Formed in timber frame	Frame to be RAL 7016. Openable with lock and restrictors. To provide trickle vents.
Wi.0.11	Change 02	L10/25E	UPVC windows	E	900	1200	1200	1205	1210	Formed in timber frame	Frame to be RAL 7016. Openable with lock and restrictors. To provide trickle vents.
Wi.0.12	Social Space	L10/25C	UPVC windows	C	600	1500	1600	1505	1610	Formed in timber frame	Frame to be RAL 7016. Fixed unit. To provide trickle vents.
Wi.0.13	Kitchen	L10/25F	UPVC windows	F	900	1200	1800	1205	1810	Formed in timber frame	Frame to be RAL 7016. Openable sliding light with lock. To provide trickle vents. Required to be flush with interal worktop, include extended sill.
Wi.0.14	Hall	L10/25G	Aluminium windows	G	0	2100	2100	2105	2110	Formed in timber frame	Frame PPC RAL 7016. Fixed unit. To provide trickle vents.
Wi.0.15	Hall	L10/25G	Aluminium windows	G	0	2100	2100	2105	2110	Formed in timber frame	Frame PPC RAL 7016. Fixed unit. To provide trickle vents.

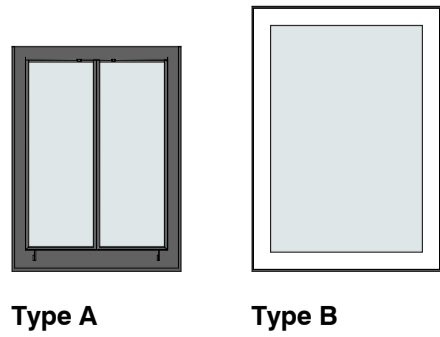


Window Types

1 : 50

Rooflight Schedule

Mark	Room	NBS Reference	NBS Description	Unit Type	Unit Size		Comments
					Height	Width	
RL.0.01	Hall	L10/45C	Rooflights	A	1028	565	Flush conservation rooflight, electric opening, one glazing bar
RL.0.02	Hall	L10/45C	Rooflights	A	1028	565	Flush conservation rooflight, electric opening, one glazing bar
RL.0.03	Social Space	L10/45B	Rooflights	B	1500	1000	Fixed monolight
RL.0.04	Multi-Purpose	L10/45C	Rooflights	A	1028	565	Flush conservation rooflight, fixed, one glazing bar
RL.0.05	Multi-Purpose	L10/45C	Rooflights	A	1028	565	Flush conservation rooflight, electric opening, one glazing bar



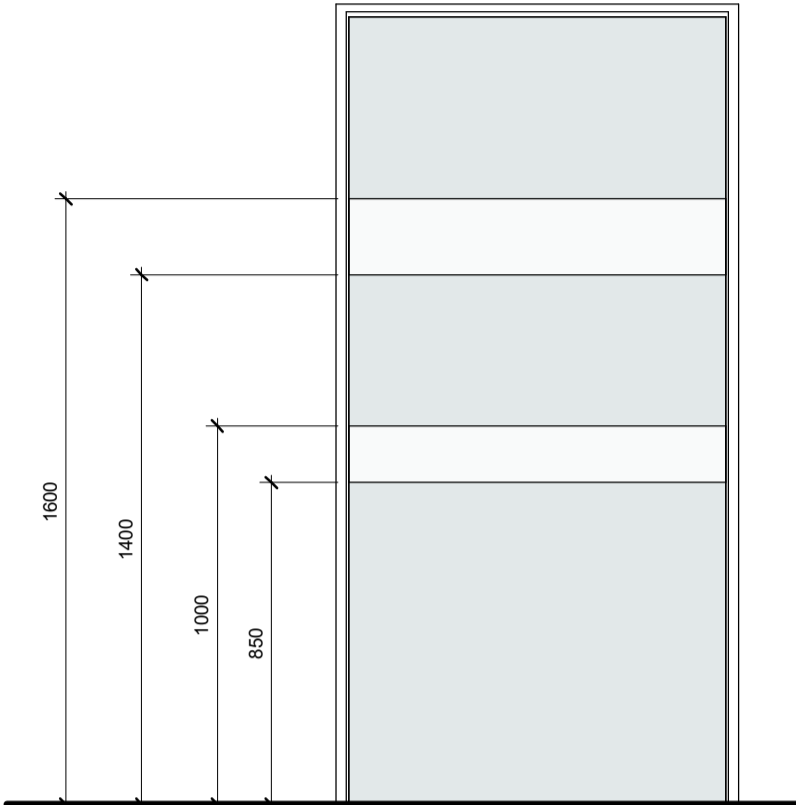
Rooflight Types

1 : 50

© d3-associates
This drawing is the subject of copyright which vests in d3-associates. It is an infringement of copyright to reproduce this drawing, by whatever means, including electronic, without the express written consent of d3-associates which reserves all its rights.

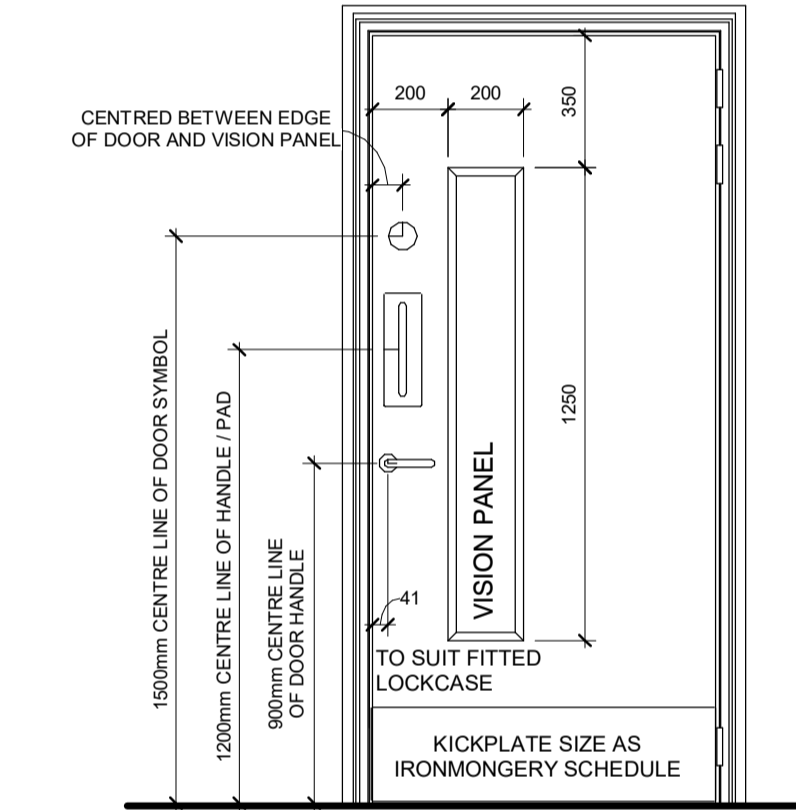
d3-associates asserts its rights to be identified as the author of this design. All drawings, images and models are subject to the Copyright, Designs & Patents Act 1988.

- Responsibility is not accepted for errors made by others in scaling from this drawing. All construction information should be taken from figured dimensions only
- Report errors & omissions to d3-associates
- Check all dimensions on site
- To be read in conjunction with Health and Safety plan and all relevant risk assessments



Manifestation Setting Out

1 : 20



Ironmongery Setting Out

1 : 20

Rev	Description	Issued	Checked	Date
P02	Draft Tender Issue following structural / civils input	TY	MD	17/12/21
P03	Tender Issue	TY	MD	17/01/22
P04	Tender re-issue	TY	MD	28/04/22

Purpose of issue
Issued for tender

Project Information
Chinley, Buxworth & Brownside Parish Council
Chinley Community Centre

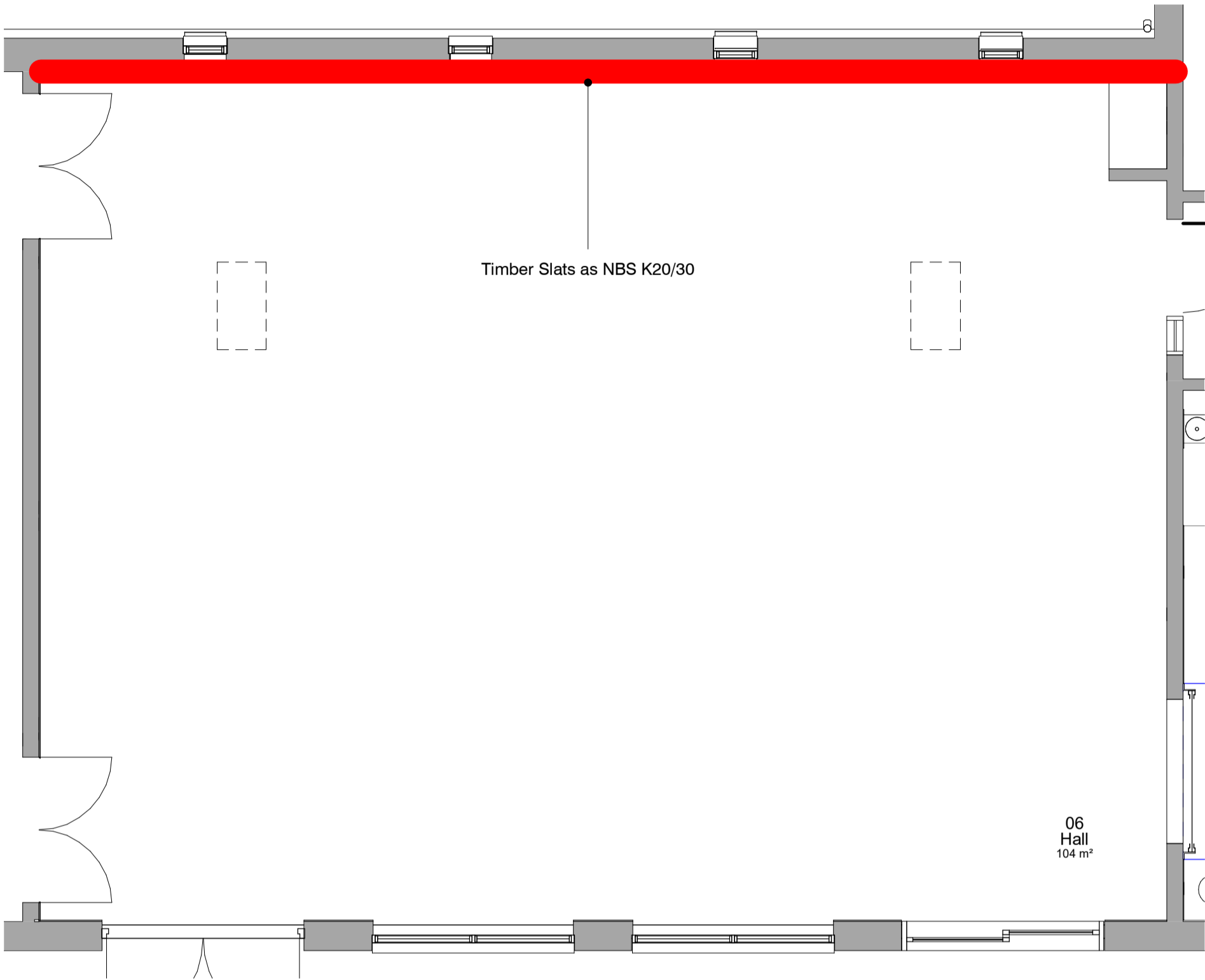
Drawing Information

External Door and Glazing Schedule

Project ID	Originator	Zone	Level	Type	Role	Drawing No.
CHIN	D3A	00	XX	SC	A	6201
Project No.	Drawn	Scale @ A1	Status	Revision		
1607	TY	As indicated				

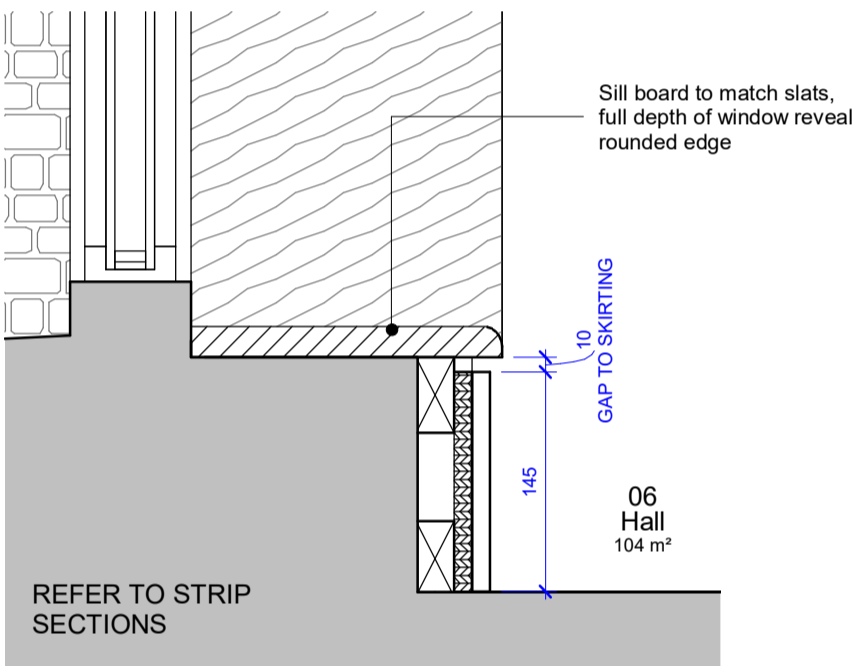
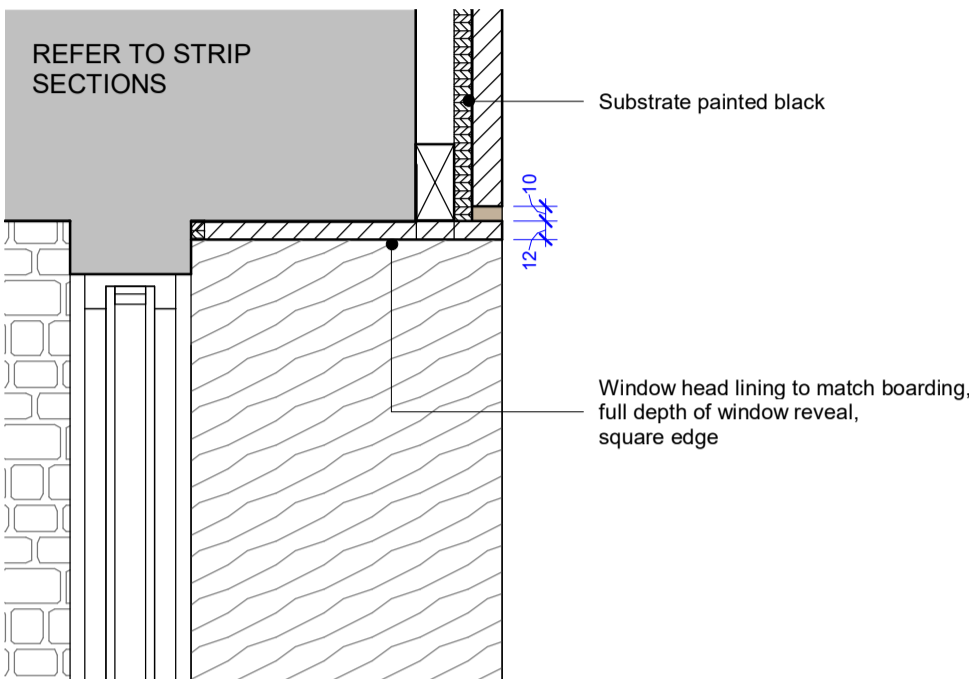
d3associates
ENERGY & ARCHITECTURE

info@d3-associates.co.uk
www.d3-associates.co.uk



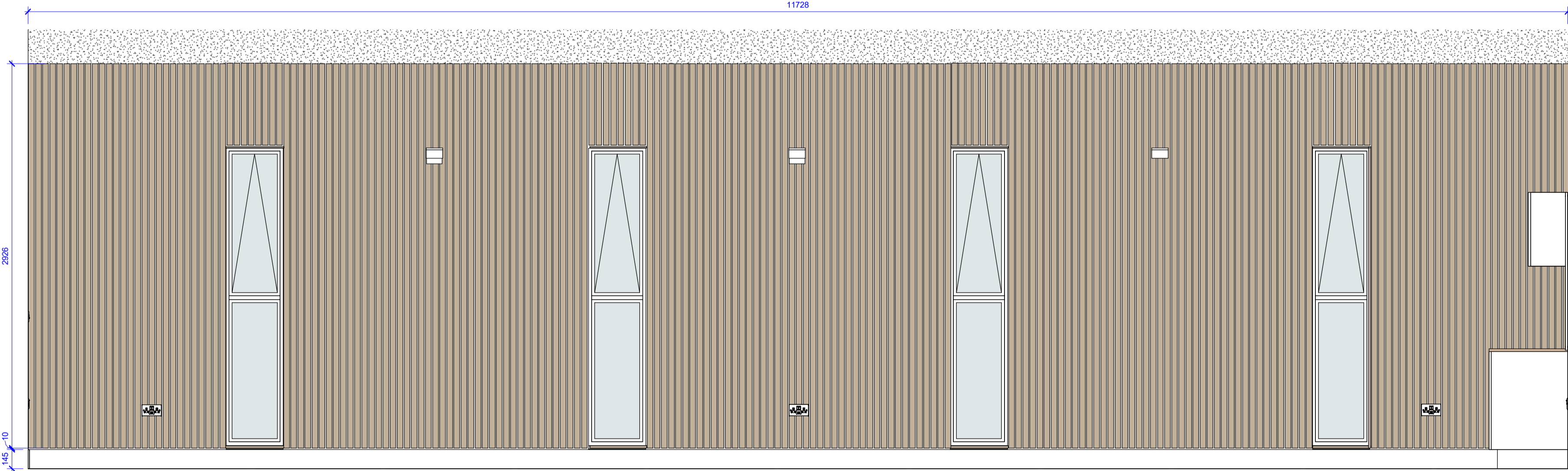
Timber Slat Wall Locations

1 : 50




Lining Detail

1 : 5



Hall North Elevation

1 : 25



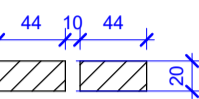
© d3-associates
This drawing is the subject of copyright which vests in d3-associates. It is an infringement of copyright to reproduce this drawing, by whatever means, including electronic, without the express written consent of d3-associates which reserves all its rights.

d3-associates asserts its rights to be identified as the author of this design. All drawings, images and models are subject to the Copyright, Designs & Patents Act 1988.

- Responsibility is not accepted for errors made by others in scaling from this drawing. All construction information should be taken from figured dimensions only
- Report errors & omissions to d3-associates
- Check all dimensions on site
- To be read in conjunction with Health and Safety plan and all relevant risk assessments

DETAILED SETTING OUT TBC

Boarding Profile



20x44mm fire treated siberian larch slatted screen boards with 10mm gaps

Rev	Description	Issued	Checked	Date
P01	Draft Tender Issue	TY	MD	03/12/21
P02	Tender Issue	TY	MD	17/01/22
P03	Tender re-issue	TY	MD	28/04/22

Purpose of issue

Issued for tender

Project Information

Chinley, Buxworth & Brownside Parish Council

Chinley Community Centre

Drawing Information

Joinery Information 01

Project ID	Originator	Zone	Level	Type	Role	Drawing No.
------------	------------	------	-------	------	------	-------------

CHIN D3A 00 00 DR A 7001

Project No.	Drawn	Scale @ A1	Status	Revision
-------------	-------	------------	--------	----------

1607 TY As indicated

D2 P03

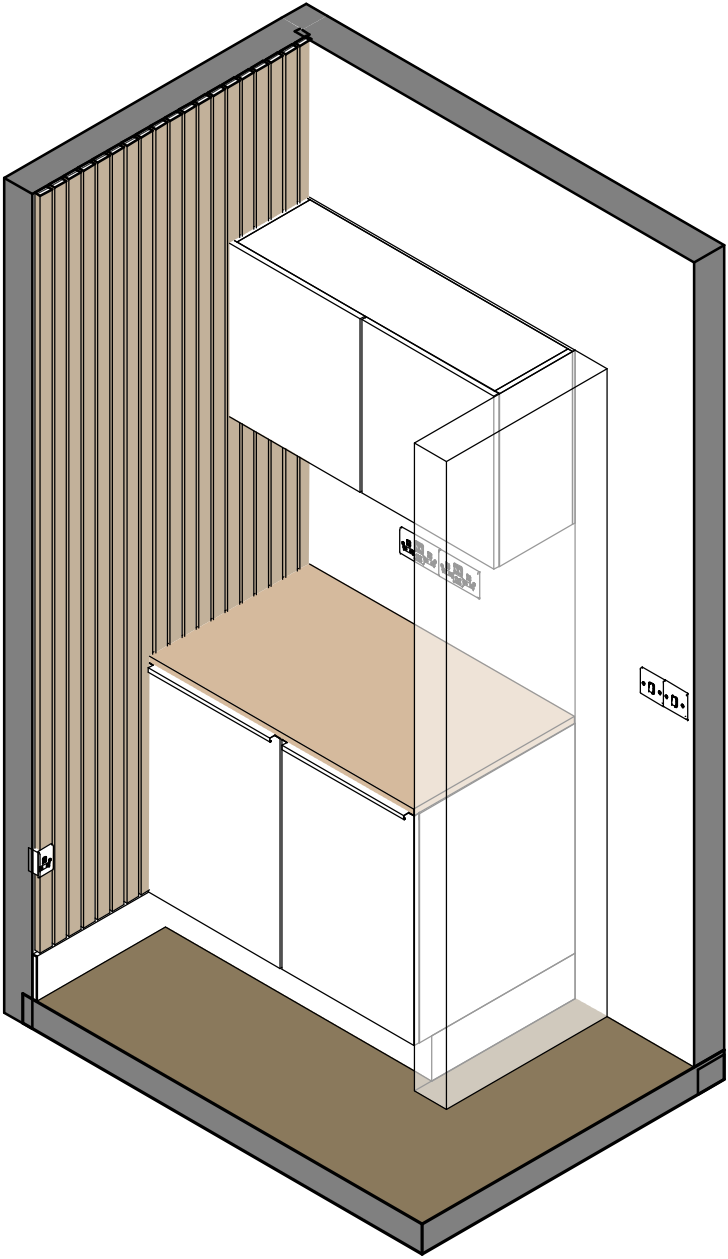
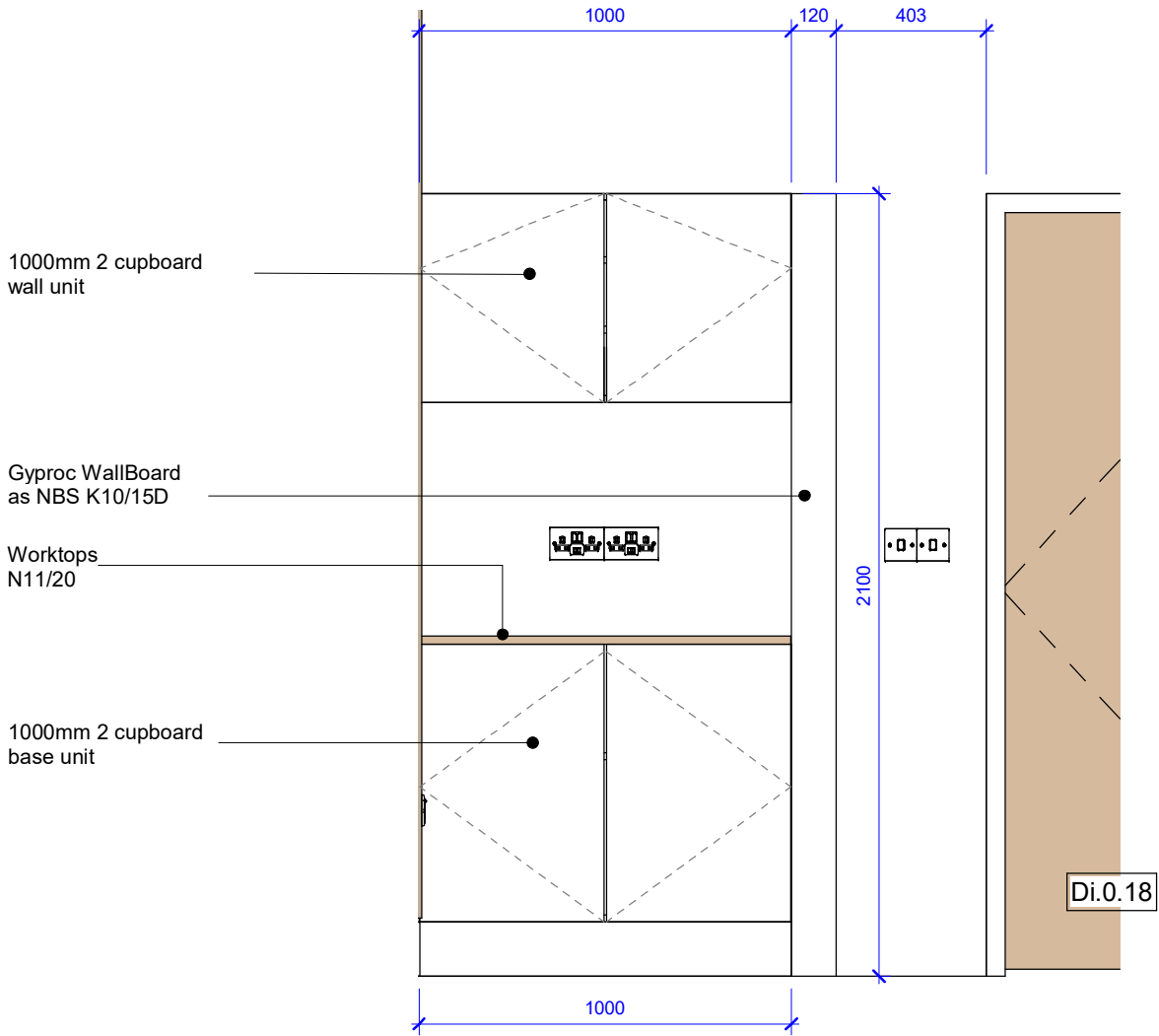
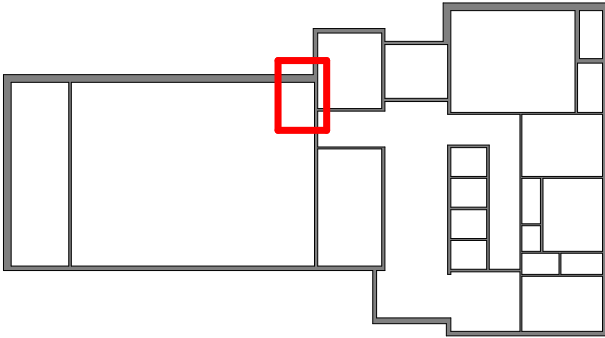
d3associates
ENERGY & ARCHITECTURE

info@d3-associates.co.uk
www.d3-associates.co.uk

© d3-associates
This drawing is the subject of copyright which vests in d3-associates. It is an infringement of copyright to reproduce this drawing, by whatever means, including electronic, without the express written consent of d3-associates which reserves all its rights.

d3-associates asserts its rights to be identified as the author of this design. All drawings, images and models are subject to the Copyright, Designs & Patents Act 1988.

- Responsibility is not accepted for errors made by others in scaling from this drawing. All construction information should be taken from figured dimensions only
- Report errors & omissions to d3-associates
- Check all dimensions on site
- To be read in conjunction with Health and Safety plan and all relevant risk assessments



Control Unit Elevation

1 : 20

Rev	Description	Issued	Checked	Date
P01	Draft Tender Issue	TY	MD	03/12/21
P02	Tender Issue	TY	MD	17/01/22

Purpose of issue

Issued for tender

Project Information

Chinley, Buxworth& Brownside Parish Council
Chinley Community Centre

Drawing Information

Joinery Information 02

Project ID	Originator	Zone	Level	Type	Role	Dwg No.
CHIN	D3A	00	00	DR	A	7002
Project No.	Drawn	Scale @ A3	Status	Revision		
1607	TY	As indicated	D2	P02		