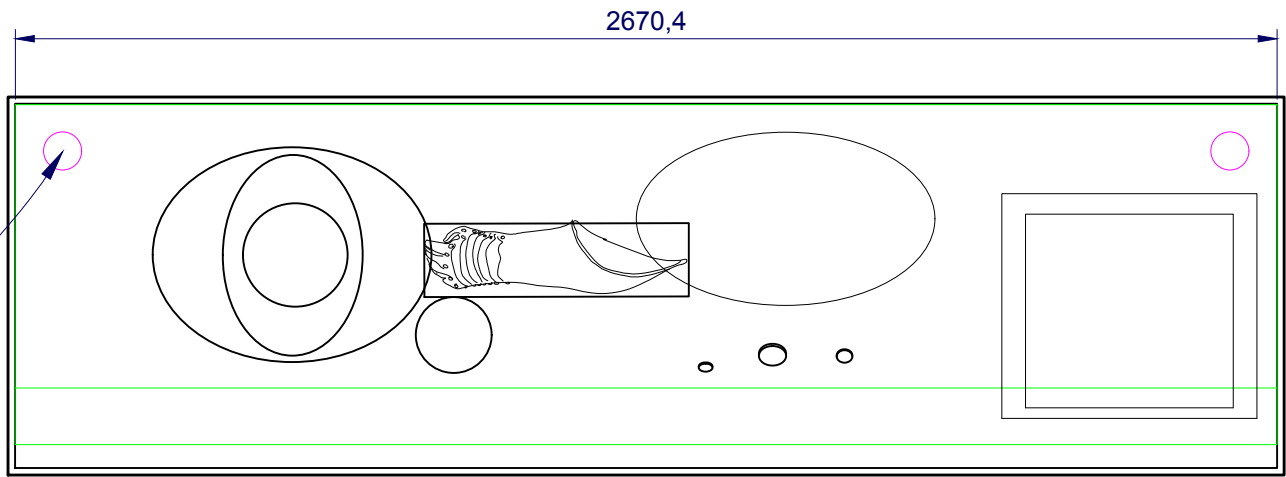




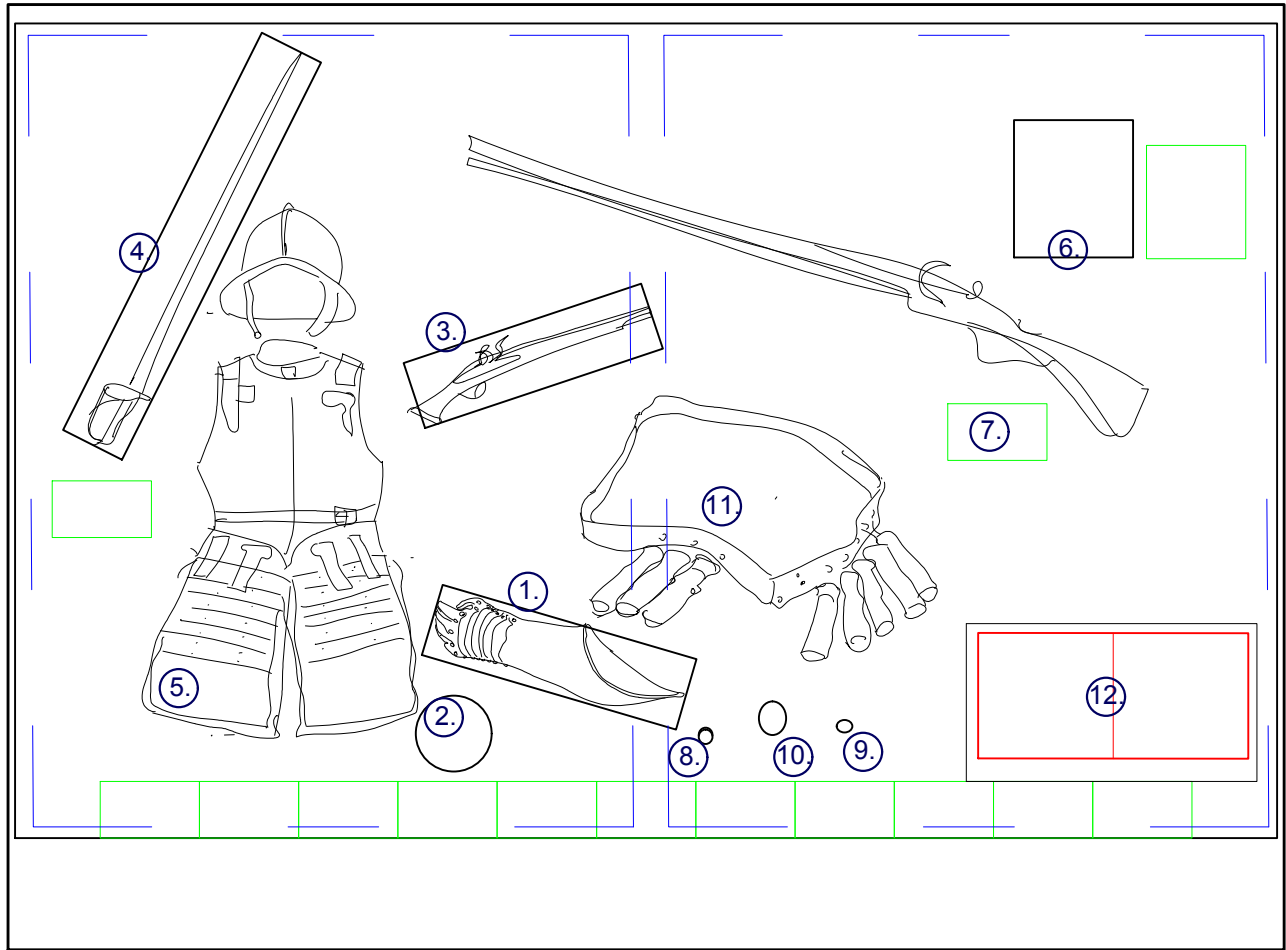
SOC 3.1 SHO 1 WALL CASE

NOTES:

MINICLIMAS CONDITIONING SYSTEM, EXISTING TO BE REFITTED TO CASE
DRESS BASEPANEL AND BACKPANELS TO BE 18MM ZFMDF WITH DACRYLATE VARNISH AND
WATER BASED EMULSION, SPRAYED FINISH, COLOUR TBC
ANGLED LABEL RAIL TO BASE OF CASE BY OTHERS
ACCESS PANEL BELOW CASE TO ACT AS KIT STORE, SECURED WITH BUDGET LOCK
ACCESS PANEL ABOVE CASE TO GIVE ACCESS TO POWER AND CEILING LIGHTING, SECURED
WITH BUDGET LOCK TBC
MINICLIMA VENT POSITION TBC, VENTS TO BE SPRAY FINISHED TO MATCH BASEPANEL AND TO
BE RECESSED FLUSH
NETWORKS AROUND CASE TO BE FINALISED, 5MM SHADOW GAP AROUND THE DISPLAY CASE
TO ALLOW DOOR OPENING,TBC



VENT POSITION - NEW MINICLIMA VENT POSITIONS
TO BE RETROFITTED POSITION TBC



- ① GAUNTLET, ELBOW 1645
NAM. 1996-04-219 - 4
- ② SHOT
NAM. 1967-07-5 - 1
- ③ PISTOL, FLINTLOCK, ENGLISH LOCK
NAM. 1995-07-55 - 1
- ④ PIKEMAN'S SWORD, 1640
NAM. 1964-08-34 - 5

- ⑤ PIKEMAN'S TASSET, 1640 (C)
NAM. 1996-07-279 - 5
- ⑥ ORDER FOR A CHARITABLE CONTRIBUTION
FOR THE RELIEF OF MAYMED SOLDIERS
NAM. 1967-10-82 - 1
- ⑦ OPEN MUSKET, MATCHLOCK
NAM. 2021-02-6-1 - 1
- ⑧ SILVER BADGE COMMEMORATING
SIR THOMAS FAIRFAX,
NAM. 1977-05-61 - 1

- ⑨ MEDAL BATTLE OF DUNBAR
NAM. 1984-03-70 - 1
- ⑩ SIR JOHN GELL MINIATURE
NAM. 1994-07-194 - 1
- ⑪ BANDOLIER, 1645 (C)
- ⑫ 'THE HONOUR OF THE ENGLISH SOLDIERY', PAMPHLET
NAM. 1973-12-18



88 The Mount, York YO24 1AR

GENERAL DRAWING NOTES

© This drawing is not to be shown to any Third Party unless agreed by PLB.
DO NOT SCALE OFF THIS DRAWING except for the purposes of cost estimating & shop drawing production.
ALL DIMENSIONS TO BE CHECKED ON SITE

ALL DIMENSIONS ARE IN MILLIMETERS UNLESS OTHERWISE STATED
This drawing shows 'DESIGN INTENT' only.
It is the responsibility of the appointed contractor to finalise development, using specialists approved by PLB, & produce detailed working drawings, with a 10 year minimum lifespan.

ALL working drawings to be aesthetically approved by PLB prior to manufacture.

All Electrical & data communications systems must conform to the prevailing national regulations & any local bylaws pertaining. Unless stated otherwise all timber or timber based materials used, including sheet materials, as specified by BS 476 (or international equivalent), must be not less than Class 1 & any other material utilised must be in accordance with Class 1 spread of flame.

Exhibition/Furniture contractor to ensure that all unitary is securely and safely fixed in position where appropriate. All fixings to building fabric to be agreed/approved by client/architect. Exhibition contractor to supply samples of all finishes for approval by the client and PLB.

General

UT - Unit
GR - Graphic Item
DC - Display Case
PI - Physical Interactive
IT - Digital Interactive
AV - Audio Visual
OM - Object Mount
FN - Furniture Item

Other

SD - Scenic / Other Display
CC - Soft Furnishing / Curtains / Cushions
FT - Floor Finish / Treatment
EG - Emulsion / Gloss Paint Wall & Ceiling Finish
LS - Light Source / Fitting
FFL - Finished Floor Level
LG - Lower Ground / Basement
GF - Ground Floor
FF - First Floor
SF - Second Floor

CONTRACTOR TO SURVEY SITE WITH REFERENCE TO ARCHITECT'S DRAWINGS AND AMEND THESE UNITARY DESIGNS ACCORDINGLY, TO ENSURE CLEAN FIT TO BUILDING.

MATERIAL AND FINAL FINISH SAMPLES TO BE PROVIDED BY CONTRACTORS FOR CLIENT APPROVAL.

ENSURE NO SHARP EDGES, PENCIL RADIUS THROUGHOUT.

REV.	DATE	NOTES	REV. BY
-	---	---	CC
*	DATE	First Issue	INITIAL

CLIENT NATIONAL ARMY MUSEUM

JOB ARMY AT HOME

DRAWING TITLE

CASE LAYOUT: 1.1 CIVIL WARS

AUTHOR CC DATE 22/09/2022 APPROVED **

SCALES 1:16 @A3 REVISIONS **** * ** * ** *

DRAWING No 5782 01 50 111 A

PROJECT No AREA No DWG TYPE DWG No REV

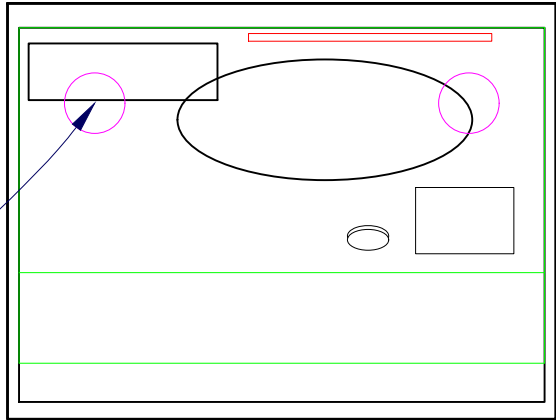
DRAWING STATUS For Review

FOR EXPLANATIONS OF DRAWING CODES AND OTHER DRAWING INFORMATION SEE PLB DRAWING RESOURCE FILE

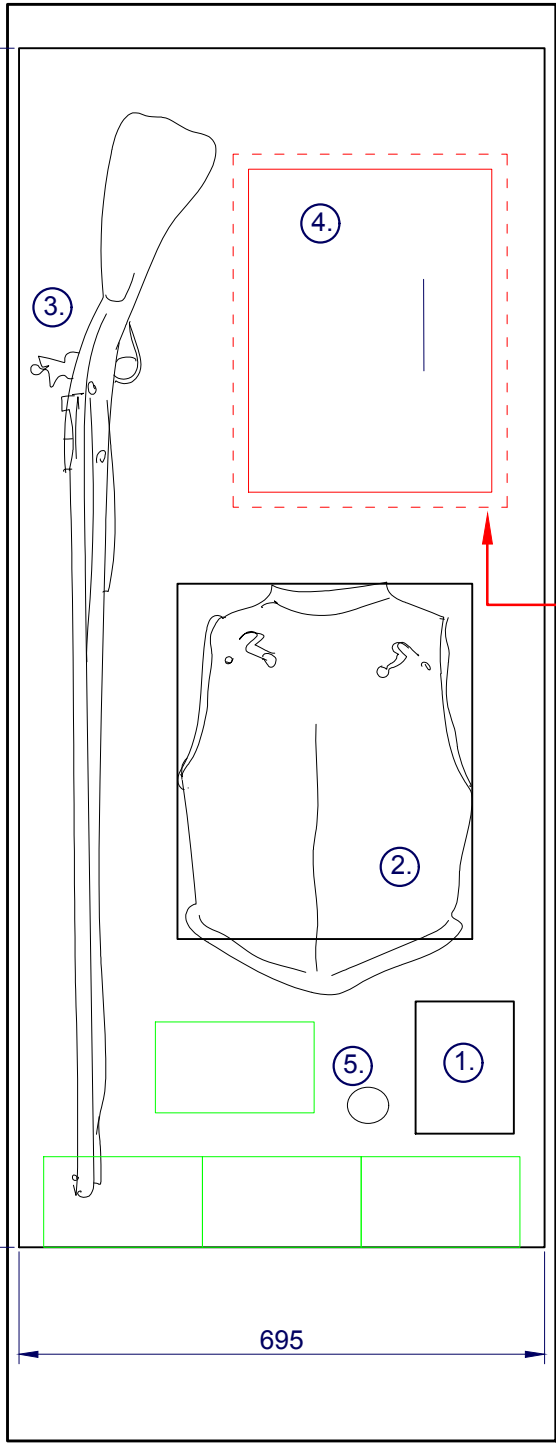
SOC 1.5 SHO 1 WALL CASE

NOTES:

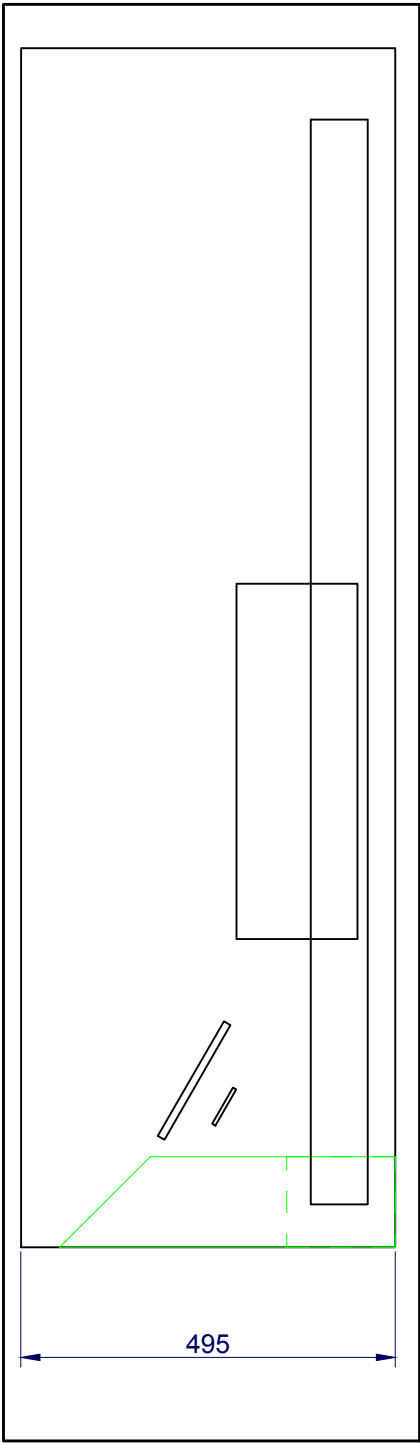
MINICLIMAS CONDITIONING SYSTEM, NEW UNIT TO BE INSTALLED
DRESS BASEPANEL AND BACKPANELS TO BE 18MM ZFMDF WITH DACRYLATE VARNISH AND
WATER BASED EMULSION, SPRAYED FINISH, COLOUR TBC
ANGLED LABEL RAIL TO BASE OF CASE BY OTHERS
ACCESS PANEL BELOW CASE TO ACT AS KIT STORE, SECURED WITH BUDGET LOCK
ACCESS PANEL ABOVE CASE TO GIVE ACCESS TO POWER AND CEILING LIGHTING, SECURED
WITH BUDGET LOCK TBC
MINICLIMA VENT POSITION TBC, VENTS TO BE SPRAY FINISHED TO MATCH BASEPANEL AND TO
BE RECESSED FLUSH
SETWORKS AROUND CASE TO BE FINALISED, 5MM SHADOW GAP AROUND THE DISPLAY CASE
TO ALLOW DOOR OPENING,TBC



VENT POSITION - NEW MINICLIMA VENT POSITIONS
TO BE RETROFITTED POSITION TBC



DASHED LINE SHOWS
OBJECTS ORIGINAL SIZE



1. BROADSHEET KING CHARLES II
NAM. 1963-11-137-1 - 1
2. SIEGE BREAST-PLATE, 1675 (C)
NAM. 1993-04-289 - 1
3. MUSKET, FLINTLOCK, DOGLOCK, 9 BORE
NAM 1992-08-199 - 1
4. REPRODUCTION OF -
THE PORTSMOUTH CAPTAINS.LINE ENGRAVING
NAM. 1972-09-59 - 1
5. COMMEMORATIVE MEDAL
NAM. 1969-10-9 - 1



88 The Mount, York YO24 1AR

GENERAL DRAWING NOTES

© This drawing is not to be shown to any Third Party unless agreed by PLB.
DO NOT SCALE OFF THIS DRAWING except for the purposes of cost estimating & shop drawing production.
ALL DIMENSIONS TO BE CHECKED ON SITE

ALL DIMENSIONS ARE IN MILLIMETERS UNLESS OTHERWISE STATED
This drawing shows 'DESIGN INTENT' only.
It is the responsibility of the appointed contractor to finalise development, using specialists approved by PLB, & produce detailed working drawings, with a 10 year minimum lifespan.

ALL working drawings to be aesthetically approved by PLB prior to manufacture.

All Electrical & data communications systems must conform to the prevailing national regulations & any local bylaws pertaining. Unless stated otherwise all timber or timber based materials used, including sheet materials, as specified by BS 476 (or international equivalent), must be not less than Class 1 & any other material utilised must be in accordance with Class 1 spread of flame.

Exhibition/Furniture contractor to ensure that all unitary is securely and safely fixed in position where appropriate. All fixings to building fabric to be agreed/approved by client/architect. Exhibition contractor to supply samples of all finishes for approval by the client and PLB.

General

UT - Unit
GR - Graphic Item
DC - Display Case
PI - Physical Interactive
IT - Digital Interactive
AV - Audio Visual
OM - Object Mount
FN - Furniture Item

Other

SD - Scenic / Other Display
CC - Soft Furnishing / Curtains / Cushions
FT - Floor Finish / Treatment
EG - Emulsion / Gloss Paint Wall & Ceiling Finish
LS - Light Source / Fitting
FFL - Finished Floor Level
LG - Lower Ground / Basement
GF - Ground Floor
FF - First Floor
SF - Second Floor

CONTRACTOR TO SURVEY SITE WITH REFERENCE TO ARCHITECTS DRAWINGS AND AMEND THESE UNITARY DESIGNS ACCORDINGLY, TO ENSURE CLEAN FIT TO BUILDING.

MATERIAL AND FINAL FINISH SAMPLES TO BE PROVIDED BY CONTRACTORS FOR CLIENT APPROVAL.

ENSURE NO SHARP EDGES, PENCIL RADIUS THROUGHOUT.

REV.	DATE	NOTES	REV. BY
A	31/10/22	MEDAL ADDED & PORTSMOUTH ENGRAVING REDUCED	CC
*	DATE	First Issue	INITIAL

CLIENT

NATIONAL ARMY MUSEUM

JOB

ARMY AT HOME

DRAWING TITLE

CASE LAYOUT: 1.2 A
RESTORATION AND
REVOLUTION

AUTHOR CC DATE 22/09/2022 APPROVED **

SCALES 1:10 @A3 REVISION *****

DRAWING No 5782 01 50 121 A

PROJECT No AREA No DWG TYPE DWG No REV

DRAWING STATUS For Review


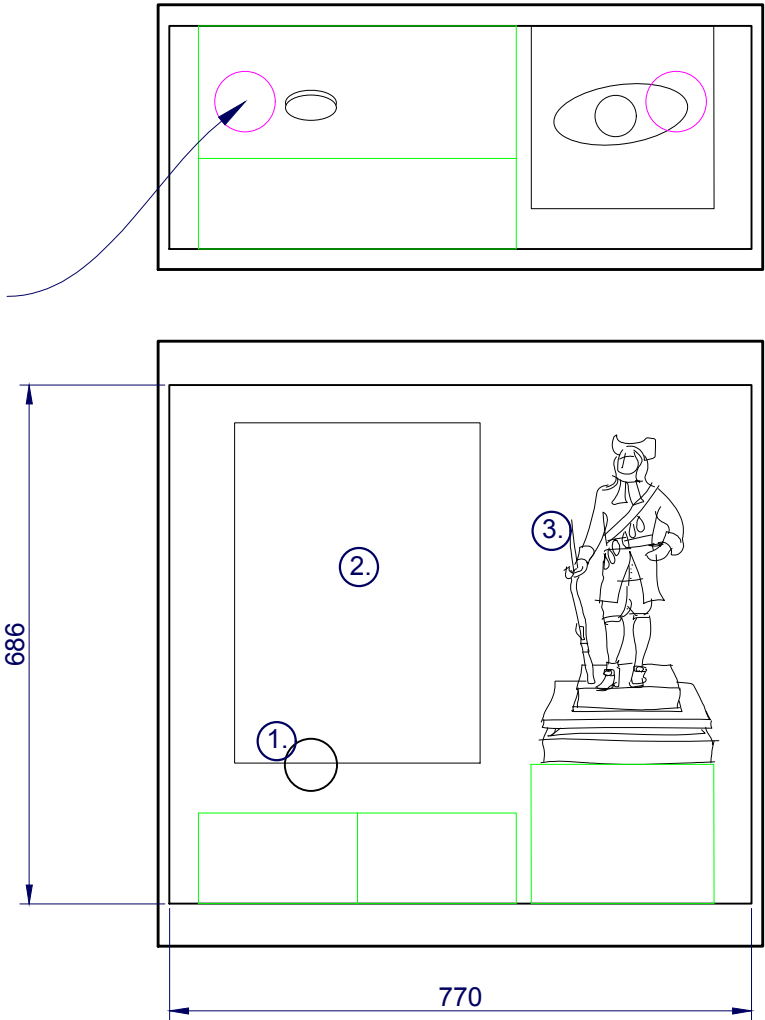
FOR EXPLANATIONS OF DRAWING CODES AND OTHER DRAWING INFORMATION SEE PLB DRAWING RESOURCE FILE

SOC 2.4 SHO 6
WALL CASE

NOTES:

MINICLIMAS CONDITIONING SYSTEM, EXISTING TO BE REFITTED TO CASE
DRESS BASEPANEL AND BACKPANELS TO BE 18MM ZFMDF WITH DACRYLATE VARNISH AND
WATER BASED EMULSION, SPRAYED FINISH, COLOUR TBC
ANGLED LABEL RAIL TO BASE OF CASE BY OTHERS
ACCESS PANEL BELOW CASE TO ACT AS KIT STORE, SECURED WITH BUDGET LOCK
ACCESS PANEL ABOVE CASE TO GIVE ACCESS TO POWER AND CEILING LIGHTING, SECURED
WITH BUDGET LOCK TBC
MINICLIMA VENT POSITION TBC, VENTS TO BE SPRAY FINISHED TO MATCH BASEPANEL AND TO
BE RECESSED FLUSH
SETWORKS AROUND CASE TO BE FINALISED, 5MM SHADOW GAP AROUND THE DISPLAY CASE
TO ALLOW DOOR OPENING,TBC

VENT POSITION - NEW MINICLIMA VENT POSITIONS
TO BE RETROFITTED POSITION TBC



- 1. BRONZE MEDAL COMMEMORATING KING WILLIAM III
NAM. 1981-01-17 - 1
- 2. EARLE OF FEVERSHAM
NAM. 2000-06-72 - 1
- 3. STATUETTE
NAM. 1974-04-27 - 1



88 The Mount, York YO24 1AR

GENERAL DRAWING NOTES

© This drawing is not to be shown to any Third Party unless agreed by PLB.
DO NOT SCALE OFF THIS DRAWING except for the purposes of cost estimating & shop drawing production.
ALL DIMENSIONS TO BE CHECKED ON SITE

ALL DIMENSIONS ARE IN MILLIMETERS UNLESS OTHERWISE STATED
This drawing shows 'DESIGN INTENT' only.
It is the responsibility of the appointed contractor to finalise development, using specialists approved by PLB, & produce detailed working drawings, with a 10 year minimum lifespan.

ALL working drawings to be aesthetically approved by PLB prior to manufacture.

All Electrical & data communications systems must conform to the prevailing national regulations & any local bylaws pertaining.
Unless stated otherwise all timber or timber based materials used, including sheet materials, as specified by BS 476 (or international equivalent), must be not less than Class 1 & any other material utilised must be in accordance with Class 1 spread of flame.

Exhibition/Furniture contractor to ensure that all unitary is securely and safely fixed in position where appropriate. All fixings to building fabric to be agreed/approved by client/architect. Exhibition contractor to supply samples of all finishes for approval by the client and PLB.

General

UT - Unit
GR - Graphic Item
DC - Display Case
PI - Physical Interactive
IT - Digital Interactive
AV - Audio Visual
OM - Object Mount
FN - Furniture Item

Other

SD - Scenic / Other Display
CC - Soft Furnishing / Curtains / Cushions
FT - Floor Finish / Treatment
EG - Emulsion / Gloss Paint Wall & Ceiling Finish
LS - Light Source / Fitting
FFL - Finished Floor Level
LG - Lower Ground / Basement
GF - Ground Floor
FF - First Floor
SF - Second Floor

CONTRACTOR TO SURVEY SITE WITH REFERENCE TO ARCHITECT'S DRAWINGS AND AMEND THESE UNITARY DESIGNS ACCORDINGLY, TO ENSURE CLEAN FIT TO BUILDING.

MATERIAL AND FINAL FINISH SAMPLES TO BE PROVIDED BY CONTRACTORS FOR CLIENT APPROVAL.

ENSURE NO SHARP EDGES, PENCIL RADIUS THROUGHOUT.

REV.	DATE	NOTES	REV. BY
A	31/10/22	MEDAL OMITTED	CC
*	DATE	First Issue	INITIAL

CLIENT

NATIONAL ARMY MUSEUM

JOB

ARMY AT HOME

DRAWING TITLE

CASE LAYOUT: 1.2 B
RESTORATION AND
REVOLUTION

AUTHOR CC DATE 22/09/2022 APPROVED **

SCALES 1:10 @A3 REVISIONS **** ** *****

DRAWING No:

5782 01 50 122 A

PROJECT No AREA No DWG TYPE DWG No REV

DRAWING STATUS

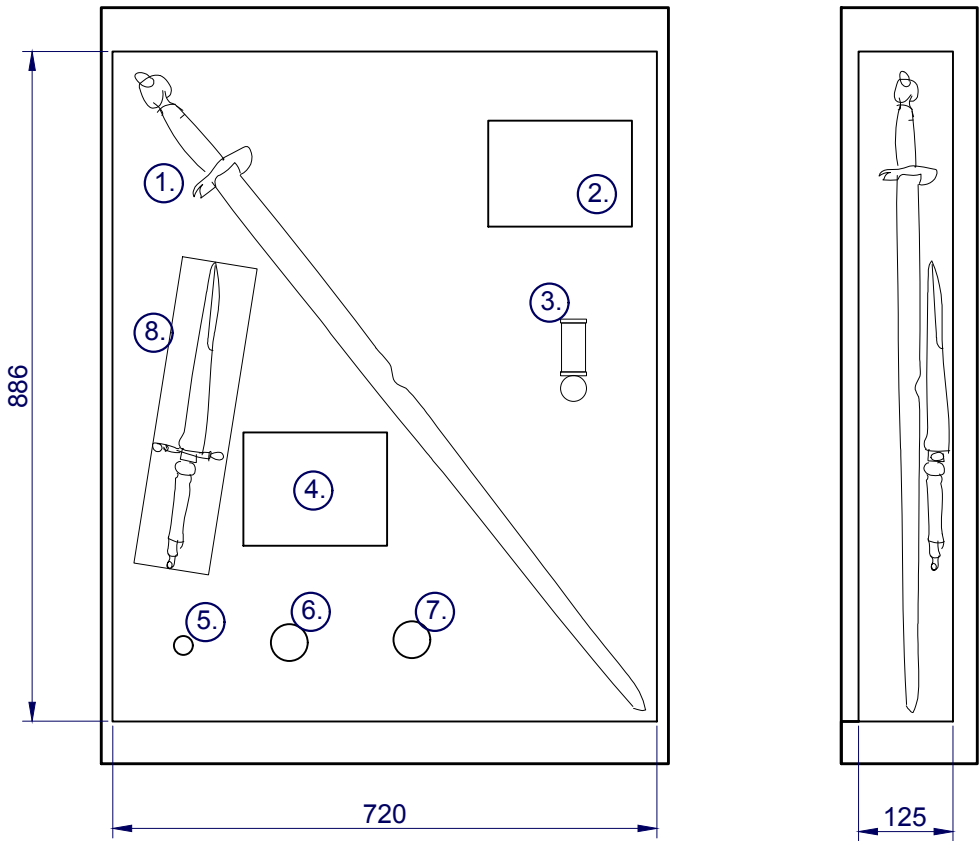
For Review

FOR EXPLANATIONS OF DRAWING CODES AND OTHER DRAWING INFORMATION SEE PLB DRAWING RESOURCE FILE

SOC 1.2.1 SHO 1
WALL CASE

NOTES:

DRESS BASEPANEL AND BACKPANELS TO BE 18MM ZFMDF WITH DACRYLATE VARNISH AND WATER BASED EMULSION, SPRAYED FINISH, COLOUR TBC
ACCESS PANEL BELOW CASE TO ACT AS KIT STORE, SECURED WITH BUDGET LOCK
ACCESS PANEL ABOVE CASE TO GIVE ACCESS TO POWER AND CEILING LIGHTING, SECURED WITH BUDGET LOCK TBC
SETWORKS AROUND CASE TO BE FINALISED, 5MM SHADOW GAP AROUND THE DISPLAY CASE TO ALLOW DOOR OPENING,TBC



1.

DRAGOON SWORD, 1700
NAM. 1965-05-36 - 1
2.

VICTOIRE DE LA GARNISON D'INNISCILLING
ETCHING
NAM. 1971-02-33-509 - 5
3.

MEDAL COMMEMORATING THE SIEGE OF LONDONDERRY 1689
NAM. 1983-03-62 - 1
4.

SA MAYESTE BRITTANNIQUE VA EN CAMPAGNE ETCHING
NAM. 1971-02-33-509 - 3
5.

SHOT
NAM. 1963-11-199 - 1
6.

MEDAL COMMEMORATING THE DEATH OF DUKE OF SCHOMBERG, 1690
NAM. 1987-04-4 - 1
7.

MEDAL COMMEMORATING THE BATTLE OF AUGHRIM 1691
NAM. 1987-10-66 - 1
8.

PLUG BAYONET, 1690 (C)
NAM. 1963-10-145 - 1



88 The Mount, York YO24 1AR

GENERAL DRAWING NOTES

© This drawing is not to be shown to any Third Party unless agreed by PLB.
DO NOT SCALE OFF THIS DRAWING except for the purposes of cost estimating & shop drawing production.
ALL DIMENSIONS TO BE CHECKED ON SITE

ALL DIMENSIONS ARE IN MILLIMETERS UNLESS OTHERWISE STATED
This drawing shows 'DESIGN INTENT' only.
It is the responsibility of the appointed contractor to finalise development, using specialists approved by PLB, & produce detailed working drawings, with a 10 year minimum lifespan.

ALL working drawings to be aesthetically approved by PLB prior to manufacture.

All Electrical & data communications systems must conform to the prevailing national regulations & any local bylaws pertaining.
Unless stated otherwise all timber or timber based materials used, including sheet materials, as specified by BS 476 (or international equivalent), must be not less than Class 1 & any other material utilised must be in accordance with Class 1 spread of flame.

Exhibition/Furniture contractor to ensure that all unitary is securely and safely fixed in position where appropriate. All fixings to building fabric to be agreed/approved by client/architect. Exhibition contractor to supply samples of all finishes for approval by the client and PLB.

General

UT - Unit
GR - Graphic Item
DC - Display Case
PI - Physical Interactive
IT - Digital Interactive
AV - Audio Visual
OM - Object Mount
FN - Furniture Item

Other

SD - Scenic / Other Display
CC - Soft Furnishing / Curtains / Cushions
FT - Floor Finish / Treatment
EG - Emulsion / Gloss Paint Wall & Ceiling Finish
LS - Light Source / Fitting
FFL - Finished Floor Level
LG - Lower Ground / Basement
GF - Ground Floor
FF - First Floor
SF - Second Floor

CONTRACTOR TO SURVEY SITE WITH REFERENCE TO ARCHITECTS DRAWINGS AND AMEND THESE UNITARY DESIGNS ACCORDINGLY, TO ENSURE CLEAN FIT TO BUILDING.

MATERIAL AND FINAL FINISH SAMPLES TO BE PROVIDED BY CONTRACTORS FOR CLIENT APPROVAL.

ENSURE NO SHARP EDGES, PENCIL RADIUS THROUGHOUT.

REV.	DATE	NOTES	REV. BY
A	31/10/22	BAYONET ADDED	CC
*	DATE	First Issue	INITIAL

CLIENT

NATIONAL ARMY MUSEUM

JOB

ARMY AT HOME

DRAWING TITLE

CASE LAYOUT: 1.3 CONFLICT
IN SCOTLAND AND IRELAND

AUTHOR	DATE	APPROVED
CC	19/10/2022	**
SCALES	1:10 @A3	*****

DRAWING No:

5782	01	50	131	A
------	----	----	-----	---

PROJECT No	AREA No	DWG TYPE	DWG No	REV

DRAWING STATUS

For Review

FOR EXPLANATIONS OF DRAWING CODES AND OTHER DRAWING INFORMATION SEE PLB DRAWING RESOURCE FILE

GENERAL DRAWING NOTES

© This drawing is not to be shown to any Third Party unless agreed by PLB.
DO NOT SCALE OFF THIS DRAWING except for the purposes of cost estimating & shop drawing production.
ALL DIMENSIONS TO BE CHECKED ON SITE

ALL DIMENSIONS ARE IN MILLIMETERS UNLESS OTHERWISE STATED
This drawing shows 'DESIGN INTENT' only.
It is the responsibility of the appointed contractor to finalise development, using specialists approved by PLB, & produce detailed working drawings, with a 10 year minimum lifespan.

ALL working drawings to be aesthetically approved by PLB prior to manufacture.

All Electrical & data communications systems must conform to the prevailing national regulations & any local bylaws pertaining. Unless stated otherwise all timber or timber based materials used, including sheet materials, as specified by BS 476 (or international equivalent), must be not less than Class 1 & any other material utilised must be in accordance with Class 1 spread of flame.

Exhibition/Furniture contractor to ensure that all unitary is securely and safely fixed in position where appropriate. All fixings to building fabric to be agreed/approved by client/architect. Exhibition contractor to supply samples of all finishes for approval by the client and PLB.

General

UT - Unit

GR - Graphic Item

DC - Display Case

PI - Physical Interactive

IT - Digital Interactive

AV - Audio Visual

OM - Object Mount

FN - Furniture Item

Other

SD - Scenic / Other Display

CC - Soft Furnishing / Curtains / Cushions

FT - Floor Finish / Treatment

EG - Emulsion / Gloss Paint Wall & Ceiling Finish

LS - Light Source / Fitting

FFL - Finished Floor Level

LG - Lower Ground / Basement

GF - Ground Floor

FF - First Floor

SF - Second Floor

CONTRACTOR TO SURVEY SITE WITH REFERENCE TO ARCHITECT'S DRAWINGS AND AMEND THESE UNITARY DESIGNS ACCORDINGLY, TO ENSURE CLEAN FIT TO BUILDING.

MATERIAL AND FINAL FINISH SAMPLES TO BE PROVIDED BY CONTRACTORS FOR CLIENT APPROVAL.

ENSURE NO SHARP EDGES, PENCIL RADIUS THROUGHOUT.

REV.	DATE	NOTES	REV. BY
A	31/10/22	MEDAL ADDED & WADE MEZZOTINTY REDUCED	CC
*	DATE	First Issue	INITIAL

CLIENT NATIONAL ARMY MUSEUM		
JOB ARMY AT HOME		
DRAWING TITLE CASE LAYOUT: 1.5 A JACOBITE RISINGS		
AUTHOR CC	DATE 19/10/2022	APPROVED **
SCALES 1:5 @A3	REVISIONS **** ** *****	
DRAWING No 5782 01 50 151 A		
PROJECT No AREA No DWG TYPE DWG No REV		
DRAWING STATUS For Review		
FOR EXPLANATIONS OF DRAWING CODES AND OTHER DRAWING INFORMATION SEE PLB DRAWING RESOURCE FILE		

SOC 2.4 SHO 1 WALL CASE

NOTES:

MINICLIMAS CONDITIONING SYSTEM, NEW UNIT TO BE INSTALLED
DRESS BASEPANEL AND BACKPANELS TO BE 18MM ZFMDF WITH DACRYLATE VARNISH AND WATER BASED EMULSION, SPRAYED FINISH, COLOUR TBC
ANGLED LABEL RAIL TO BASE OF CASE BY OTHERS
ACCESS PANEL BELOW CASE TO ACT AS KIT STORE, SECURED WITH BUDGET LOCK
ACCESS PANEL ABOVE CASE TO GIVE ACCESS TO POWER AND CEILING LIGHTING, SECURED WITH BUDGET LOCK TBC
MINICLIMA VENT POSITION TBC, VENTS TO BE SPRAY FINISHED TO MATCH BASEPANEL AND TO BE RECESSED FLUSH
SETWORKS AROUND CASE TO BE FINALISED, 5MM SHADOW GAP AROUND THE DISPLAY CASE TO ALLOW DOOR OPENING,TBC

1. BASKET-HILTED BROADSWORD, 1745 (C)
NAM. 1998-01-16 - 1
2. REPRODUCTION OF -
LIEUTENANT GENERAL GEORGE WADE,
COMMANDER IN CHIEF OF ALL HIS MAJESTIES FORCES IN SCOTLAND
NAM. 2007-03-18 - 1
3. MEDAL COMMEMORATING THE CAPTURE OF CARLISLE
NAM. 1980-12-54 - 1
4. PRINCE CHARLES EDWARD STUART, THE YOUNG PRETENDER 1745
NAM. 1967-05-20 - 15
5. THE CUMBERLAND TANKARD
NAM. 1970-11-12 - 1
6. MEDAL COMMEMORATING THE CAPTURE OF PRESTON 1715
NAM. 1980-02-81 - 1

1286

VENT POSITION - NEW MINICLIMA VENT POSITIONS
TO BE RETROFITTED POSITION TBC

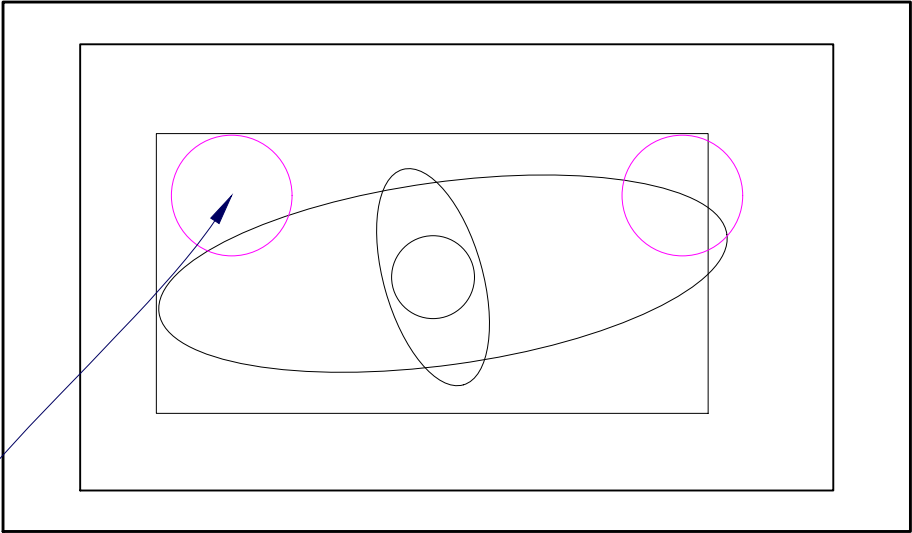
470

345


SOC 2.5 SHO 4 WALL CASE

NOTES:

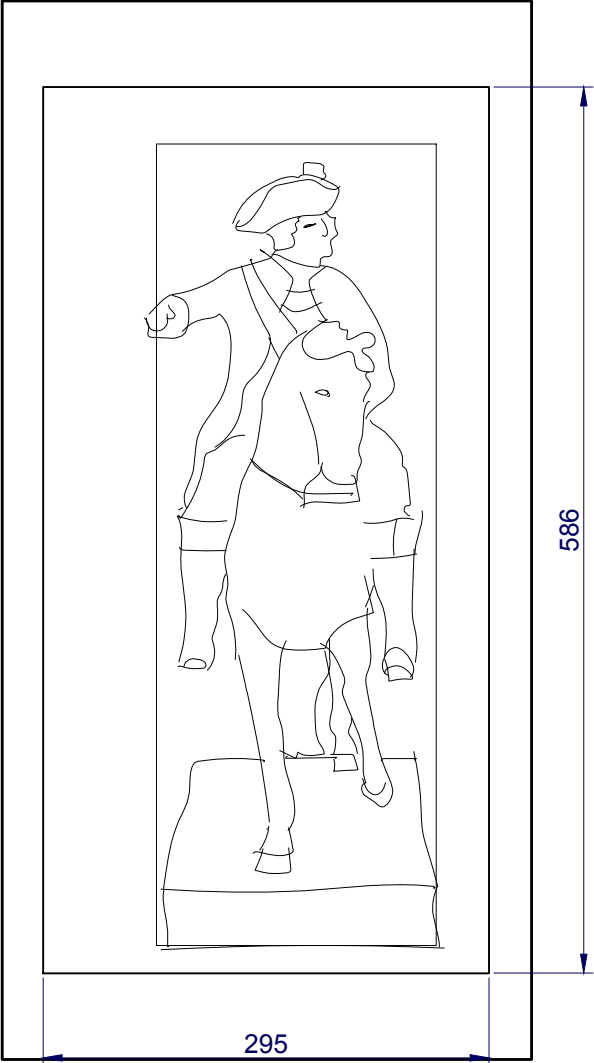
MINICLIMAS CONDITIONING SYSTEM, NEW UNIT TO BE INSTALLED
DRESS BASEPANEL AND BACKPANELS TO BE 18MM ZFMDF WITH DACRYLATE VARNISH AND WATER BASED EMULSION, SPRAYED FINISH, COLOUR TBC
ACCESS PANEL BELOW CASE TO ACT AS KIT STORE, SECURED WITH BUDGET LOCK
ACCESS PANEL ABOVE CASE TO GIVE ACCESS TO POWER AND CEILING LIGHTING, SECURED WITH BUDGET LOCK TBC
MINICLIMA VENT POSITION TBC, VENTS TO BE SPRAY FINISHED TO MATCH BASEPANEL AND TO BE RECESSED FLUSH
SETWORKS AROUND CASE TO BE FINALISED, 5MM SHADOW GAP AROUND THE DISPLAY CASE TO ALLOW DOOR OPENING, TBC



VENT POSITION - NEW MINICLIMA VENT POSITIONS
TO BE RETROFITTED POSITION TBC



1. STATUETTE
NAM. 1991-06-17 - 1



88 The Mount, York YO24 1AR

GENERAL DRAWING NOTES

© This drawing is not to be shown to any Third Party unless agreed by PLB.
DO NOT SCALE OFF THIS DRAWING except for the purposes of cost estimating & shop drawing production.
ALL DIMENSIONS TO BE CHECKED ON SITE

ALL DIMENSIONS ARE IN MILLIMETERS UNLESS OTHERWISE STATED
This drawing shows 'DESIGN INTENT' only.
It is the responsibility of the appointed contractor to finalise development, using specialists approved by PLB, & produce detailed working drawings, with a 10 year minimum lifespan.

ALL working drawings to be aesthetically approved by PLB prior to manufacture.

All Electrical & data communications systems must conform to the prevailing national regulations & any local bylaws pertaining.
Unless stated otherwise all timber or timber based materials used, including sheet materials, as specified by BS 476 (or international equivalent), must be not less than Class 1 & any other material utilised must be in accordance with Class 1 spread of flame.

Exhibition/Furniture contractor to ensure that all unitary is securely and safely fixed in position where appropriate. All fixings to building fabric to be agreed/approved by client/architect. Exhibition contractor to supply samples of all finishes for approval by the client and PLB.

General

UT - Unit
GR - Graphic Item
DC - Display Case
PI - Physical Interactive
IT - Digital Interactive
AV - Audio Visual
OM - Object Mount
FN - Furniture Item

Other

SD - Scenic / Other Display
CC - Soft Furnishing / Curtains / Cushions
FT - Floor Finish / Treatment
EG - Emulsion / Gloss Paint Wall & Ceiling Finish
LS - Light Source / Fitting
FFL - Finished Floor Level
LG - Lower Ground / Basement
GF - Ground Floor
FF - First Floor
SF - Second Floor

CONTRACTOR TO SURVEY SITE WITH REFERENCE TO ARCHITECT'S DRAWINGS AND AMEND THESE UNITARY DESIGNS ACCORDINGLY, TO ENSURE CLEAN FIT TO BUILDING.

MATERIAL AND FINAL FINISH SAMPLES TO BE PROVIDED BY CONTRACTORS FOR CLIENT APPROVAL.

ENSURE NO SHARP EDGES, PENCIL RADIUS THROUGHOUT.

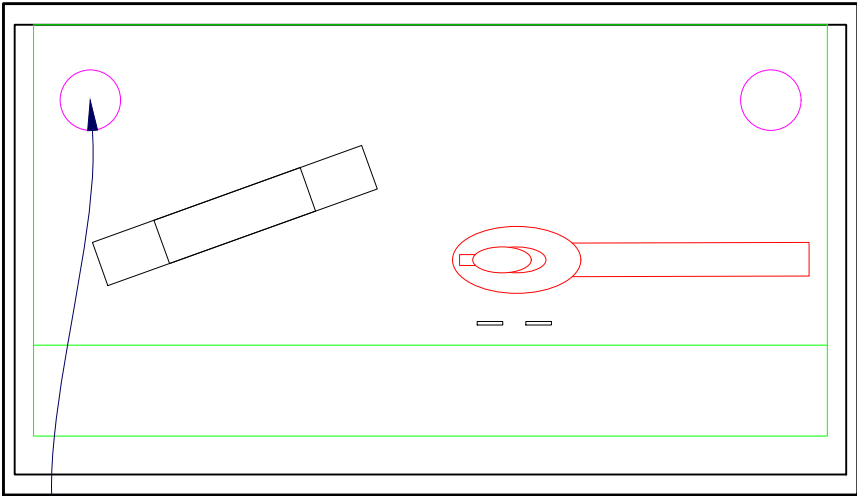
REV.	DATE	NOTES	REV. BY
-	--/--/--	--	CC
*	DATE	First Issue	INITIAL

CLIENT				NATIONAL ARMY MUSEUM			
JOB							
ARMY AT HOME							
DRAWING TITLE							
CASE LAYOUT: 1.5 B							
JACOBITE RISINGS							
AUTHOR		DATE		APPROVED			
CC		19/10/2022				**	
SCALES		1:5 @A3		READ WITH		*****	
DRAWING No							
5782		01		50		152	
PROJECT No		AREA No		DWG TYPE		DWG No	
DRAWING STATUS						REV	
For Review							
FOR EXPLANATIONS OF DRAWING CODES AND OTHER							
DRAWING INFORMATION SEE PLB DRAWING RESOURCE FIL							


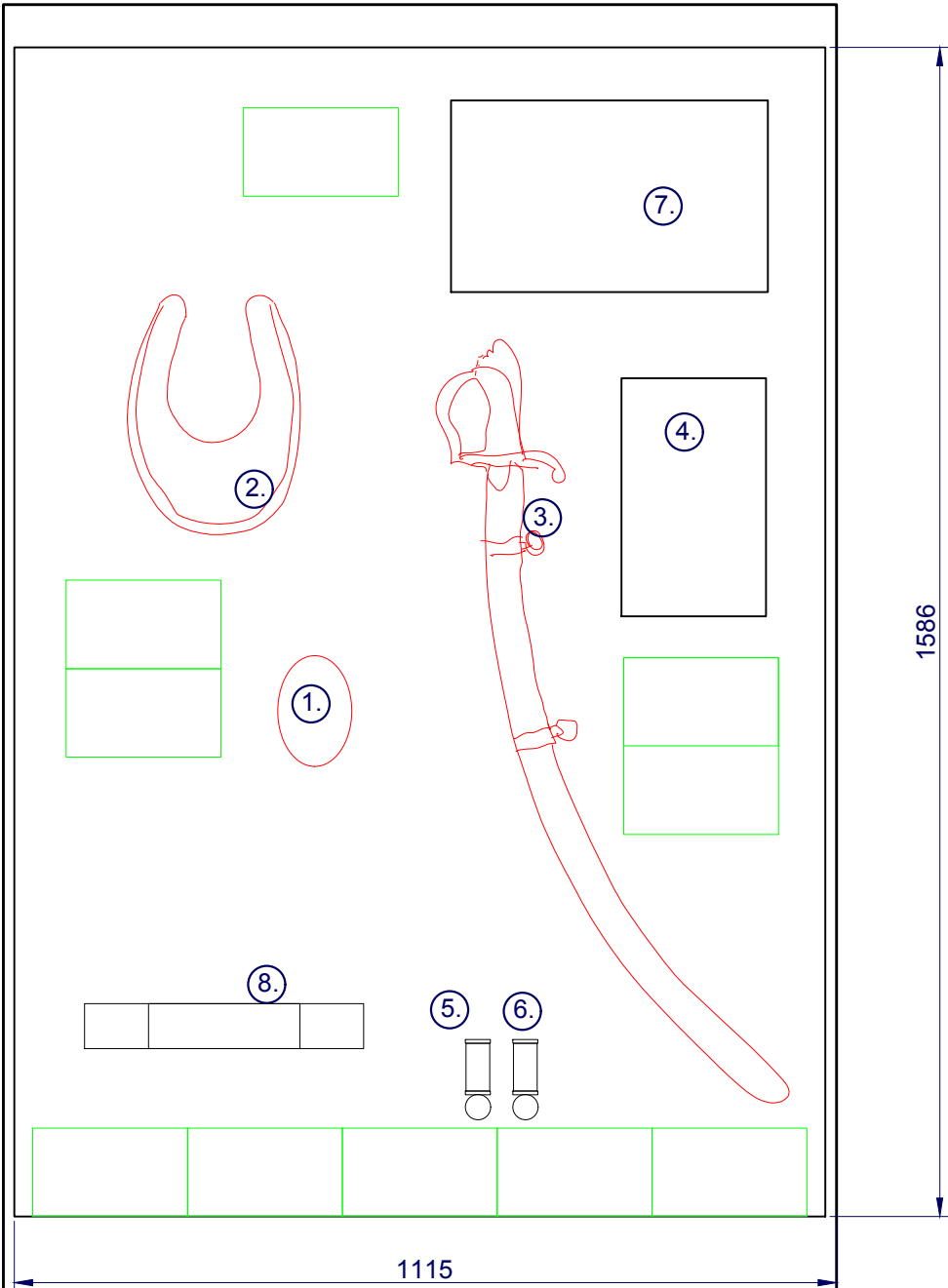
SOC 2.1 SHO 1 WALL CASE

NOTES:

MINICLIMAS CONDITIONING SYSTEM, EXISTING TO BE REFITTED TO CASE
DRESS BASEPANEL AND BACKPANELS TO BE 18MM ZFMDF WITH DACRYLATE VARNISH
AND WATER BASED EMULSION, SPRAYED FINISH, COLOUR TBC
ANGLED LABEL RAIL TO BASE OF CASE BY OTHERS
ACCESS PANEL BELOW CASE TO ACT AS KIT STORE, SECURED WITH BUDGET LOCK
ACCESS PANEL ABOVE CASE TO GIVE ACCESS TO POWER AND CEILING LIGHTING,
SECURED WITH BUDGET LOCK TBC
MINICLIMA VENT POSITION TBC, VENTS TO BE SPRAY FINISHED TO MATCH BASEPANEL AND
TO BE RECESSED FLUSH
NETWORKS AROUND CASE TO BE FINALISED, 5MM SHADOW GAP AROUND THE DISPLAY
CASE TO ALLOW DOOR OPENING,TBC



VENT POSITION - NEW MINICLIMA VENT POSITIONS
TO BE RETROFITTED POSITION TBC



1. SHOULDER BELT PLATE, LIMERICK MILITIA, C. 1798
NAM. 1997-07-73
2. GORGET
NAM. 1975-05-46 - 7
3. SCABBARD, SWORD
NAM. 1984-11-232 - 2
4. LETTER
NAM. 1987-10-7 - 1
5. REGIMENTAL MEDAL
NAM. 1975-05-45 - 5
6. SHOOTING MEDAL
NAM. 1972-10-8 - 1
7. BATTLE OF VINEGAR HILL AQUATINT
NAM. 1971-02-33-411 - 1
8. MAJOR GENERAL JOHN MOORE'S TELESCOPE, C.1798
NAM. 2015 - 05 - 8



88 The Mount, York YO24 1AR

GENERAL DRAWING NOTES

© This drawing is not to be shown to any Third Party unless agreed by PLB.
DO NOT SCALE OFF THIS DRAWING except for the purposes of cost estimating & shop drawing production.
ALL DIMENSIONS TO BE CHECKED ON SITE

ALL DIMENSIONS ARE IN MILLIMETERS UNLESS OTHERWISE STATED
This drawing shows 'DESIGN INTENT' only.
It is the responsibility of the appointed contractor to finalise development, using specialists approved by PLB, & produce detailed working drawings, with a 10 year minimum lifespan.

ALL working drawings to be aesthetically approved by PLB prior to manufacture.

All Electrical & data communications systems must conform to the prevailing national regulations & any local bylaws pertaining. Unless stated otherwise all timber or timber based materials used, including sheet materials, as specified by BS 476 (or international equivalent), must be not less than Class 1 & any other material utilised must be in accordance with Class 1 spread of flame.

Exhibition/Furniture contractor to ensure that all unitary is securely and safely fixed in position where appropriate. All fixings to building fabric to be agreed/approved by client/architect. Exhibition contractor to supply samples of all finishes for approval by the client and PLB.

General

UT - Unit
GR - Graphic Item
DC - Display Case
PI - Physical Interactive
IT - Digital Interactive
AV - Audio Visual
OM - Object Mount
FN - Furniture Item

Other

SD - Scenic / Other Display
CC - Soft Furnishing / Curtains / Cushions
FT - Floor Finish / Treatment
EG - Emulsion / Gloss Paint Wall & Ceiling Finish
LS - Light Source / Fitting
FFL - Finished Floor Level
LG - Lower Ground / Basement
GF - Ground Floor
FF - First Floor
SF - Second Floor

CONTRACTOR TO SURVEY SITE WITH REFERENCE TO ARCHITECT'S DRAWINGS AND AMEND THESE UNITARY DESIGNS ACCORDINGLY, TO ENSURE CLEAN FIT TO BUILDING.

MATERIAL AND FINAL FINISH SAMPLES TO BE PROVIDED BY CONTRACTORS FOR CLIENT APPROVAL.

ENSURE NO SHARP EDGES, PENCIL RADIUS THROUGHOUT.

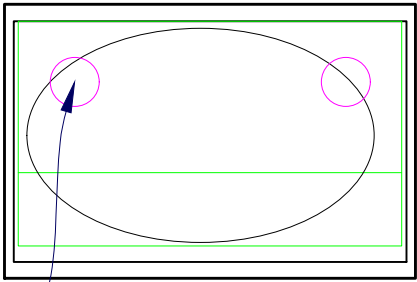
REV.	DATE	NOTES	REV. BY
A	31/10/22	SWORD BLADE OMITTED	CC
B	31/10/22	CURTAIN OMITTED, TELESCOPE & BELT PLATE ADDED	CC
*	DATE	First Issue	INITIAL

CLIENT				
NATIONAL ARMY MUSEUM				
JOB				
ARMY AT HOME				
DRAWING TITLE				
CASE LAYOUT: 1.6 REBELLION IN IRELAND 1798				
AUTHOR		DATE		APPROVED
CC		06/10/2022		**
SCALES		READ WITH		
1:10 @A3		**** * *****		
DRAWING NO				
5782		01 50 161		B
PROJECT NO		AREA NO		DWG TYPE
		DWG NO		REV
DRAWING STATUS				
For Review				
FOR EXPLANATIONS OF DRAWING CODES AND OTHER DRAWING INFORMATION SEE PLB DRAWING RESOURCE FIL				

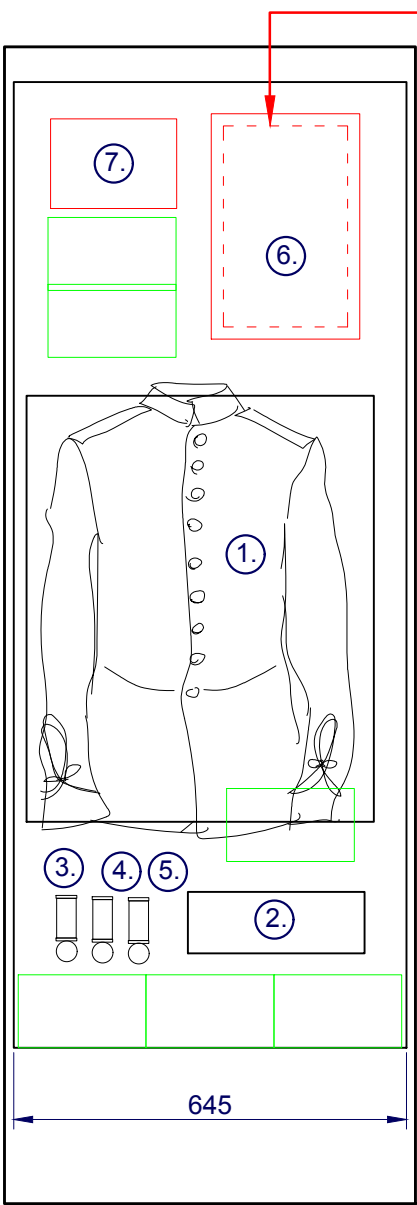
SOC 2.2 SHO 1 WALL CASE

NOTES:

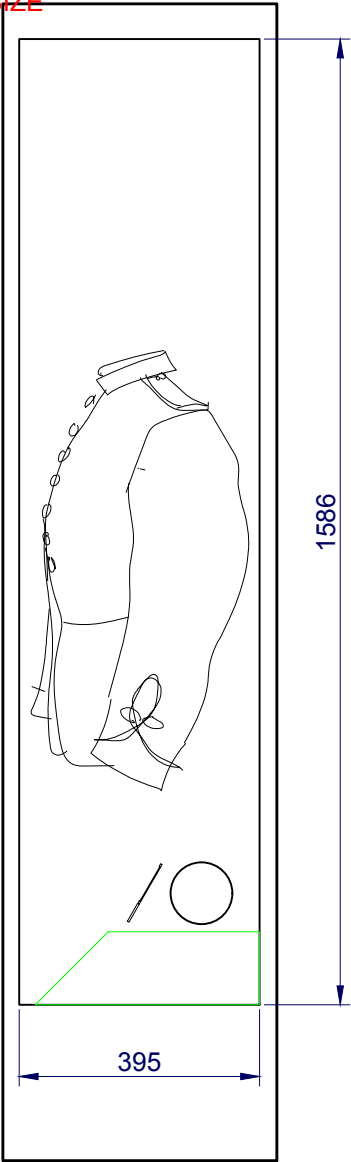
MINICLIMAS CONDITIONING SYSTEM, NEW UNIT TO BE INSTALLED
DRESS BASEPANEL AND BACKPANELS TO BE 18MM ZFMDF WITH DACRYLATE VARNISH
AND WATER BASED EMULSION, SPRAYED FINISH, COLOUR TBC
ANGLED LABEL RAIL TO BASE OF CASE BY OTHERS
ACCESS PANEL BELOW CASE TO ACT AS KIT STORE, SECURED WITH BUDGET LOCK
ACCESS PANEL ABOVE CASE TO GIVE ACCESS TO POWER AND CEILING LIGHTING,
SECURED WITH BUDGET LOCK TBC
MINICLIMA VENT POSITION TBC, VENTS TO BE SPRAY FINISHED TO MATCH BASEPANEL AND
TO BE RECESSED FLUSH
SETWORKS AROUND CASE TO BE FINALISED, 5MM SHADOW GAP AROUND THE DISPLAY
CASE TO ALLOW DOOR OPENING,TBC



VENT POSITION - NEW MINICLIMA VENT POSITIONS
TO BE RETROFITTED POSITION TBC



DASHED LINE SHOWS
OBJECTS ORIGINAL SIZE



- ①. TUNIC, FULL DRESS, ULSTER VOLUNTEER FORCE
NAM. 1987-08-37 - 1
- ②. CASE, SHELL, 18 PDR
FROM EASTER RISING
NAM. 1961-12-73 - 1
- ③. MILITARY MEDAL 1917
NAM. 2000-05-16 - 1
- ④. BRITISH WAR MEDAL 1914-20
NAM. 2000-05-16 - 2

- ⑤. ALLIED VICTORY MEDAL 1914-19
NAM. 2000-05-16 - 3
- ⑥. LETTER TO LADY MARY LLOYD FROM DI JAMES BRADY,
NAM. 2012-04-8 - 26
- ⑦. LT GEN SIR GEORGE RICHARDSON AND SIR EDWARD CARSON,
LEADER OF THE ULSTER UNIONIST COUNCIL AT A REVIEW OF THE
ULSTER VOLUNTEER FORCE, IRELAND, 1913
NAM. 1957-05-32-1 - 5



GENERAL DRAWING NOTES

© This drawing is not to be shown to any Third Party unless agreed by PLB.
DO NOT SCALE OFF THIS DRAWING except for the purposes of cost estimating & shop drawing production.
ALL DIMENSIONS TO BE CHECKED ON SITE

ALL DIMENSIONS ARE IN MILLIMETERS UNLESS OTHERWISE STATED
This drawing shows 'DESIGN INTENT' only.
It is the responsibility of the appointed contractor to finalise development, using specialists approved by PLB, & produce detailed working drawings, with a 10 year minimum lifespan.

ALL working drawings to be aesthetically approved by PLB prior to manufacture.

All Electrical & data communications systems must conform to the prevailing national regulations & any local bylaws pertaining. Unless stated otherwise all timber or timber based materials used, including sheet materials, as specified by BS 476 (or international equivalent), must be not less than Class 1 & any other material utilised must be in accordance with Class 1 spread of flame.

Exhibition/Furniture contractor to ensure that all unitary is securely and safely fixed in position where appropriate. All fixings to building fabric to be agreed/approved by client/architect. Exhibition contractor to supply samples of all finishes for approval by the client and PLB.

General

UT - Unit
GR - Graphic Item
DC - Display Case
PI - Physical Interactive
IT - Digital Interactive
AV - Audio Visual
OM - Object Mount
FN - Furniture Item

Other

SD - Scenic / Other Display
CC - Soft Furnishing / Curtains / Cushions
FT - Floor Finish / Treatment
EG - Emulsion / Gloss Paint Wall & Ceiling Finish
LS - Light Source / Fitting
FFL - Finished Floor Level
LG - Lower Ground / Basement
GF - Ground Floor
FF - First Floor
SF - Second Floor

CONTRACTOR TO SURVEY SITE WITH REFERENCE TO ARCHITECT'S DRAWINGS AND AMEND THESE UNITARY DESIGNS ACCORDINGLY, TO ENSURE CLEAN FIT TO BUILDING.

MATERIAL AND FINAL FINISH SAMPLES TO BE PROVIDED BY CONTRACTORS FOR CLIENT APPROVAL.

ENSURE NO SHARP EDGES, PENCIL RADIUS THROUGHOUT.

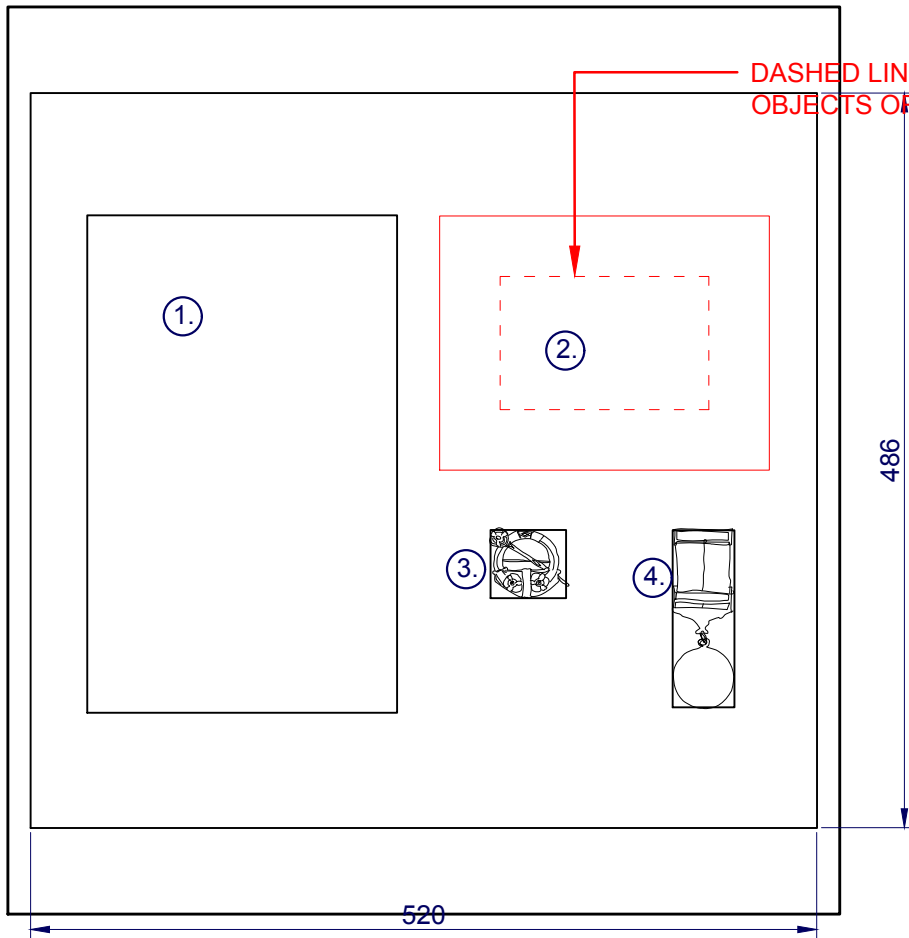
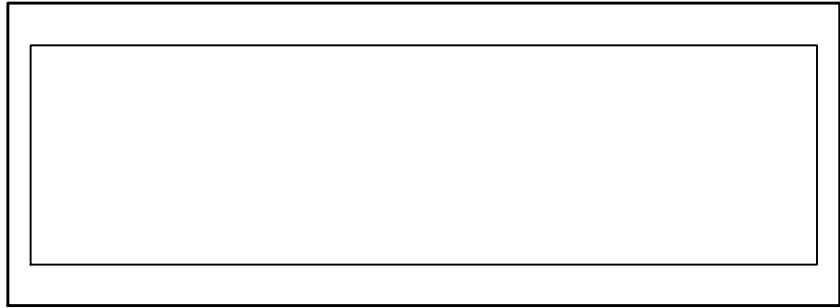
REV.	DATE	NOTES	REV. BY
A	31/10/22	RIFLE REMOVED & LETTER REPRO. INCREASED IN SIZE	CC
B	22/11/22	PHOTOGRAPH ADDED	CC
*	DATE	First Issue	INITIAL

CLIENT				NATIONAL ARMY MUSEUM			
JOB							
ARMY AT HOME							
DRAWING TITLE							
CASE LAYOUT: 1.7 A REBELLION IN IRELAND 1914-1922							
AUTHOR		DATE		APPROVED			
CC		06/10/2022		**			
Scales		NTS @A3		READ WITH		*****	
DRAWING No							
5782		01		50		171	
PROJECT No		AREA No		DWG TYPE		DWG No	
DRAWING STATUS							
For Review							
FOR EXPLANATIONS OF DRAWING CODES AND OTHER DRAWING INFORMATION SEE PLB DRAWING RESOURCE FIL							

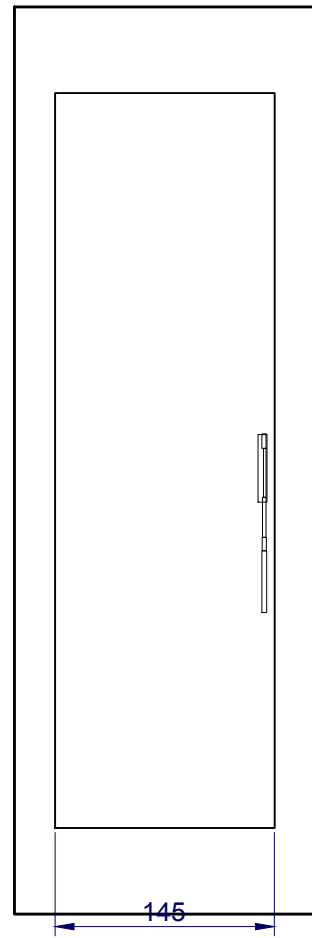
SOC 2.5 SHO 6 WALL CASE

NOTES:

DRESS BASEPANEL AND BACKPANELS TO BE 18MM ZFMDF WITH DACRYLATE VARNISH AND WATER BASED EMULSION, SPRAYED FINISH, COLOUR TBC
ACCESS PANEL BELOW CASE TO ACT AS KIT STORE, SECURED WITH BUDGET LOCK
ACCESS PANEL ABOVE CASE TO GIVE ACCESS TO POWER AND CEILING LIGHTING, SECURED WITH BUDGET LOCK TBC
SETWORKS AROUND CASE TO BE FINALISED, 5MM SHADOW GAP AROUND THE DISPLAY CASE TO ALLOW DOOR OPENING,TBC



DASHED LINE SHOWS
OBJECTS ORIGINAL SIZE



1. BRITISH BROADSHEET ANNOUNCING JAMES CONNOLLY SURRENDER
NAM. 1977-10-50 - 2
2. PHOTOGRAPH OF A GROUP OF EAST YORKSHIRE REGIMENT
NAM. 2005-03-36 - 4
3. CELTIC PLAID BROOCH 1916
NAM. 1992-11-25 - 1
4. IRISH GENERAL SERVICE MEDAL
NAM. 2016-05-4 - 1



88 The Mount, York YO24 1AR

GENERAL DRAWING NOTES

© This drawing is not to be shown to any Third Party unless agreed by PLB.
DO NOT SCALE OFF THIS DRAWING except for the purposes of cost estimating & shop drawing production.
ALL DIMENSIONS TO BE CHECKED ON SITE

ALL DIMENSIONS ARE IN MILLIMETERS UNLESS OTHERWISE STATED
This drawing shows 'DESIGN INTENT' only.
It is the responsibility of the appointed contractor to finalise development, using specialists approved by PLB, & produce detailed working drawings, with a 10 year minimum lifespan.

ALL working drawings to be aesthetically approved by PLB prior to manufacture.

All Electrical & data communications systems must conform to the prevailing national regulations & any local bylaws pertaining.
Unless stated otherwise all timber or timber based materials used, including sheet materials, as specified by BS 476 (or international equivalent), must be not less than Class 1 & any other material utilised must be in accordance with Class 1 spread of flame.

Exhibition/Furniture contractor to ensure that all unitary is securely and safely fixed in position where appropriate. All fixings to building fabric to be agreed/approved by client/architect. Exhibition contractor to supply samples of all finishes for approval by the client and PLB.

General

UT - Unit
GR - Graphic Item
DC - Display Case
PI - Physical Interactive
IT - Digital Interactive
AV - Audio Visual
OM - Object Mount
FN - Furniture Item

Other

SD - Scenic / Other Display
CC - Soft Furnishing / Curtains / Cushions
FT - Floor Finish / Treatment
EG - Emulsion / Gloss Paint Wall & Ceiling Finish
LS - Light Source / Fitting
FFL - Finished Floor Level
LG - Lower Ground / Basement
GF - Ground Floor
FF - First Floor
SF - Second Floor

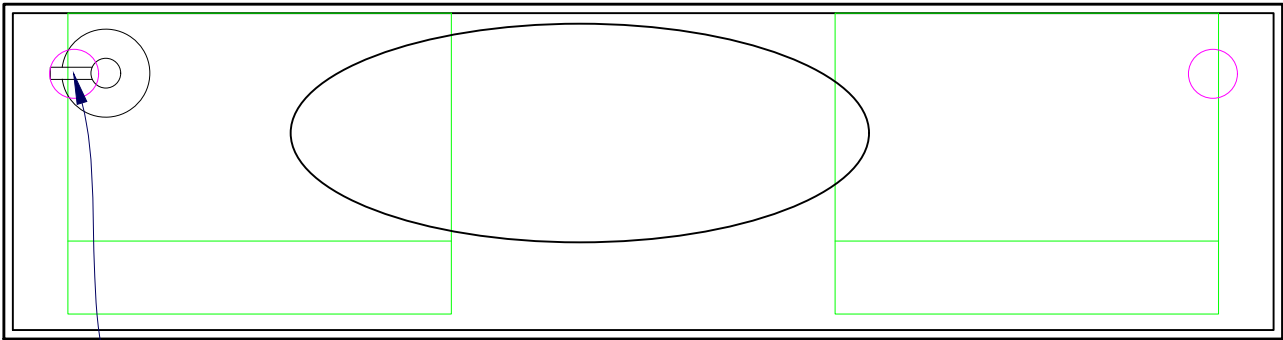
CONTRACTOR TO SURVEY SITE WITH REFERENCE TO ARCHITECT'S DRAWINGS AND AMEND THESE UNITARY DESIGNS ACCORDINGLY, TO ENSURE CLEAN FIT TO BUILDING.

MATERIAL AND FINAL FINISH SAMPLES TO BE PROVIDED BY CONTRACTORS FOR CLIENT APPROVAL.

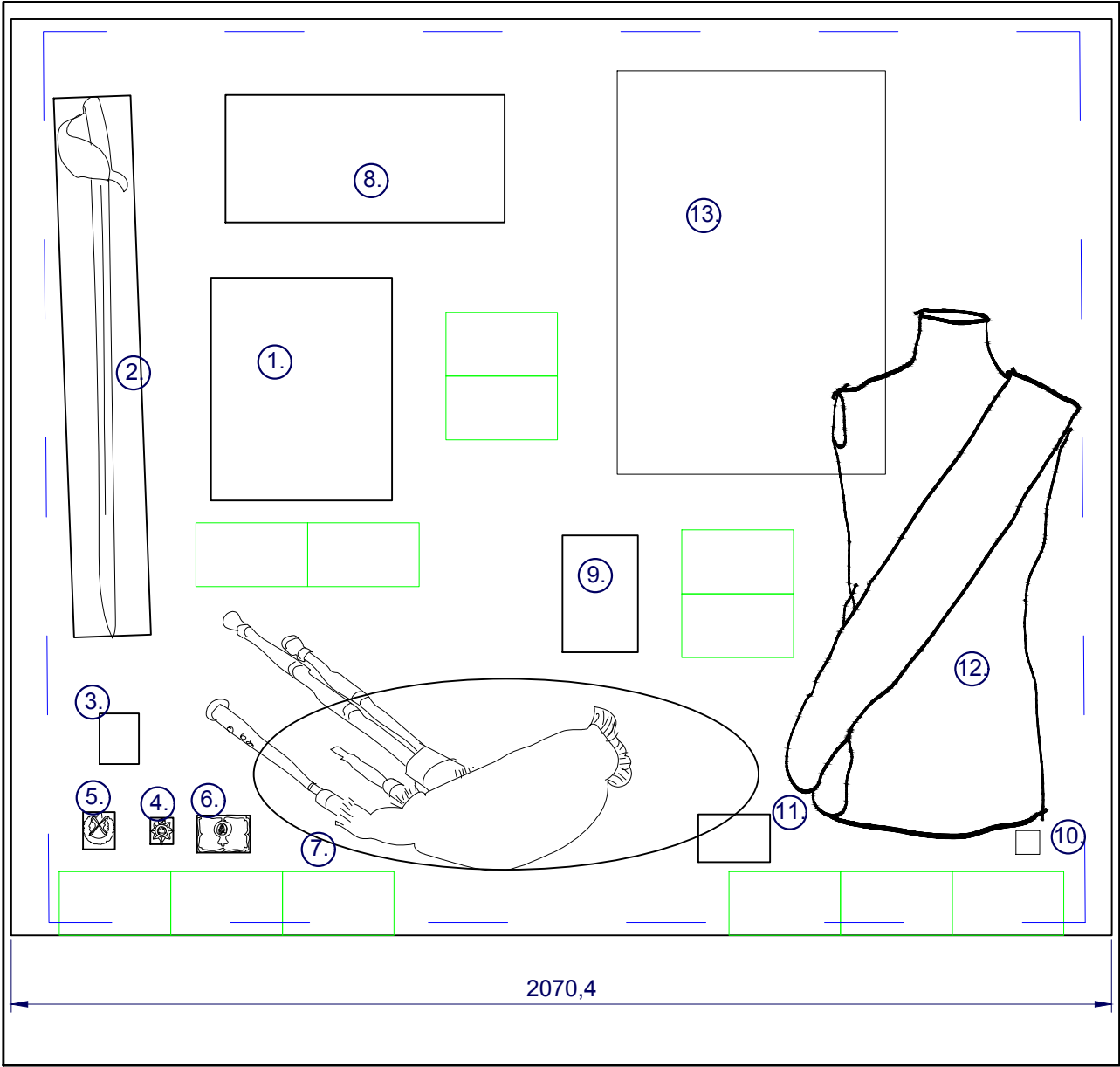
ENSURE NO SHARP EDGES, PENCIL RADIUS THROUGHOUT.

REV.	DATE	NOTES	REV. BY
A	31/10/22	LETTER REPRO. INCREASED IN SIZE	CC
*	DATE	First Issue	INITIAL

CLIENT			
NATIONAL ARMY MUSEUM			
JOB			
ARMY AT HOME			
DRAWING TITLE			
CASE LAYOUT: 1.7 B			
REBELLION IN IRELAND			
1914-1922			
AUTHOR		DATE	APPROVED
CC		06/10/2022	**
SCALES		AREA No	READ WITH
1:5 @A3			*****
DRAWING No			
5782 01 50 172 A			
PROJECT No		AREA No	DWG TYPE DWG No REV
DRAWING STATUS			
For Review			
FOR EXPLANATIONS OF DRAWING CODES AND OTHER			
DRAWING INFORMATION SEE PLB DRAWING RESOURCE FIL			



VENT POSITION - NEW MINICLIMA VENT POSITIONS
TO BE RETROFITTED POSITION TBC



- ① UNIDENTIFIED SERGEANT, 92ND HIGHLANDERS, 1816 (C)
NAM. 1967-10-77 - 1
- ② SCOTTISH BROADSWORD, OFFICER
NAM. 1980-12-61 - 1
- ③ SHOULDER BELT PLATE
NAM. 1970-12-39-1 - 1
- ④ CAP BADGE
NAM. 1982-04-689 - 1

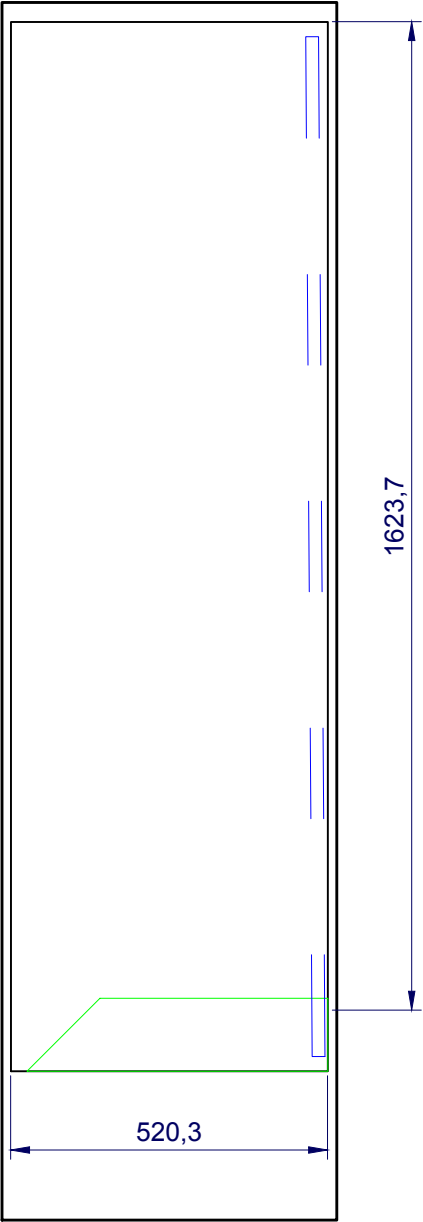
- ⑤ CAP BADGE
NAM. 1963-12-94 - 1
- ⑥ SILVER SNUFFBOX, 18TH (ROYAL IRISH) REGIMENT
NAM. 2002-03-168 - 1
- ⑦ BAGPIPES, IRISH
NAM. 1956-07-7 - 1
- ⑧ THE IRISH REGIMENTS OF THE BRITISH ARMY, 1897
LITHOGRAPH
NAM. 1973-11-137 - 1

- ⑨ ORDER OF SERVICE
NAM. 2001-07-137 - 6
- ⑩ FORMATION BADGE, 38TH (WELSH) DIVISION, C1942
NAM. 2001-08-333-
- ⑪ CHURCH PARADE POSTCARD,
RMF (BALLYMULLEN BARRACKS,
NAM. 1958-10-12-1
- ⑫ DRUM MAJOR'S SASH, THE COLDSTREAM GUARDS, 1903
NAM. 1958-10-12-1
- ⑬ RECRUITMENT POSTER FOR THE WELSH GUARDS, 1925
NAM. 1983-11-102-1

SOC 1.3 SHO 1 WALL CASE

NOTES:

MINICLIMAS CONDITIONING SYSTEM, EXISTING TO BE REFITTED TO CASE
DRESS BASEPANEL AND BACKPANELS TO BE 18MM ZFMDF WITH DACRYLATE VARNISH AND
WATER BASED EMULSION, SPRAYED FINISH, COLOUR TBC
ANGLED LABEL RAIL TO BASE OF CASE BY OTHERS
ACCESS PANEL BELOW CASE TO ACT AS KIT STORE, SECURED WITH BUDGET LOCK
ACCESS PANEL ABOVE CASE TO GIVE ACCESS TO POWER AND CEILING LIGHTING, SECURED
WITH BUDGET LOCK TBC
MINICLIMA VENT POSITION TBC, VENTS TO BE SPRAY FINISHED TO MATCH BASEPANEL AND
TO BE RECESSED FLUSH
NETWORKS AROUND CASE TO BE FINALISED, 5MM SHADOW GAP AROUND THE DISPLAY CASE
TO ALLOW DOOR OPENING,TBC



88 The Mount, York YO24 1AR

GENERAL DRAWING NOTES

© This drawing is not to be shown to any Third Party unless agreed by PLB.
DO NOT SCALE OFF THIS DRAWING except for the purposes of cost estimating & shop drawing production.
ALL DIMENSIONS TO BE CHECKED ON SITE

ALL DIMENSIONS ARE IN MILLIMETERS UNLESS OTHERWISE STATED
This drawing shows 'DESIGN INTENT' only. It is the responsibility of the appointed contractor to finalise development, using specialists approved by PLB, & produce detailed working drawings, with a 10 year minimum lifespan.

ALL working drawings to be aesthetically approved by PLB prior to manufacture.

All Electrical & data communications systems must conform to the prevailing national regulations & any local bylaws pertaining. Unless stated otherwise all timber or timber based materials used, including sheet materials, as specified by BS 476 (or international equivalent), must be not less than Class 1 & any other material utilised must be in accordance with Class 1 spread of flame.

Exhibition/Furniture contractor to ensure that all unitary is securely and safely fixed in position where appropriate. All fixings to building fabric to be agreed/approved by client/architect. Exhibition contractor to supply samples of all finishes for approval by the client and PLB.

General

UT - Unit
GR - Graphic Item
DC - Display Case
PI - Physical Interactive
IT - Digital Interactive
AV - Audio Visual
OM - Object Mount
FN - Furniture Item

Other

SD - Scenic / Other Display
CC - Soft Furnishing / Curtains / Cushions
FT - Floor Finish / Treatment
EG - Emulsion / Gloss Paint Wall & Ceiling Finish
LS - Light Source / Fitting
FFL - Finished Floor Level
LG - Lower Ground / Basement
GF - Ground Floor
FF - First Floor
SF - Second Floor

CONTRACTOR TO SURVEY SITE WITH REFERENCE TO ARCHITECT'S DRAWINGS AND AMEND THESE UNITARY DESIGNS ACCORDINGLY, TO ENSURE CLEAN FIT TO BUILDING.

MATERIAL AND FINAL FINISH SAMPLES TO BE PROVIDED BY CONTRACTORS FOR CLIENT APPROVAL.

ENSURE NO SHARP EDGES, PENCIL RADIUS THROUGHOUT.



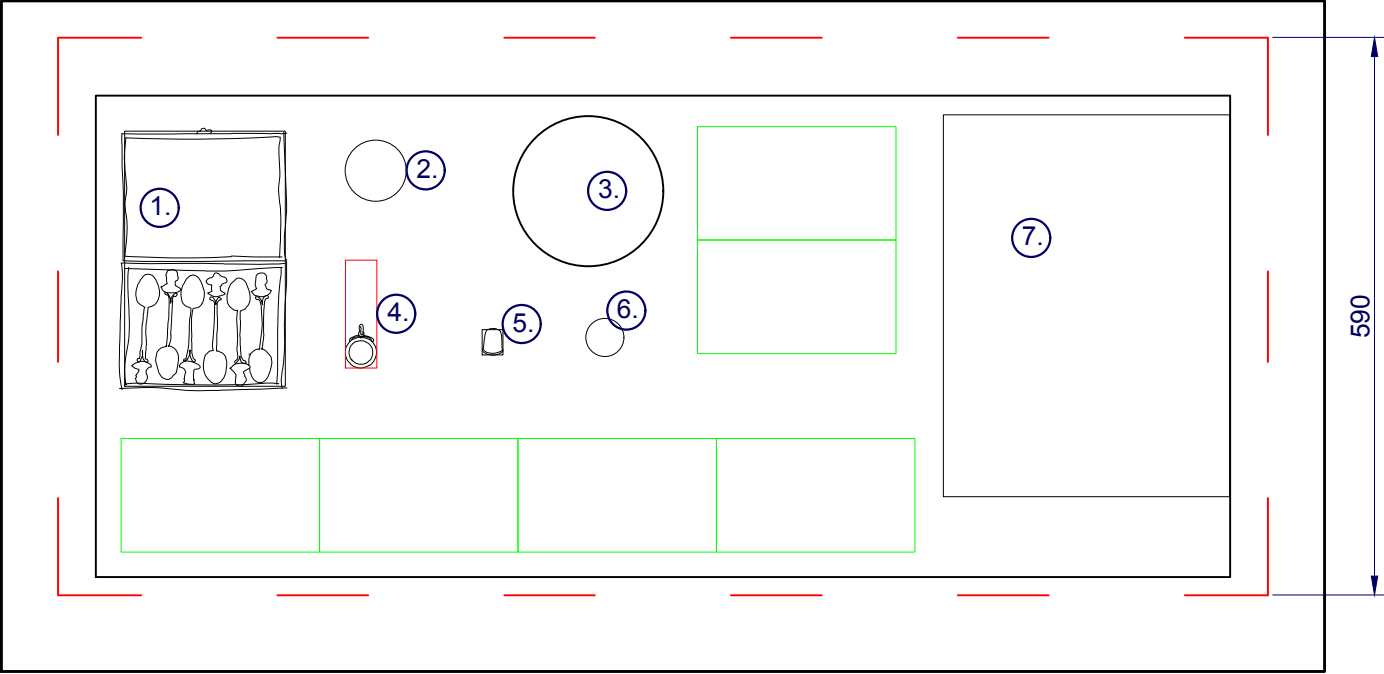
REV.	DATE	NOTES	REV. BY
A	31/10/22	SWORD ROTATED & TRF FABRIC PATCH REMOVED	CC
B	06/02/23	UNIC REMOVED, POSTER SASH AND BADGE ADDED	CC
*	DATE	First Issue	INITIAL

CLIENT					NATIONAL ARMY MUSEUM																			
JOB										ARMY AT HOME														
DRAWING TITLE																								
CASE LAYOUT: 2.1																								
A BRITISH ISLES ARMY																								
AUTHOR					DATE					APPROVED														
CC					22/09/2022										**									
SCALES					NTS @A3					READ WITH					*****									
DRAWING No																								
5782					01					50					211					B				
PROJECT NO					AREA NO					DWG TYPE					DWG NO					REV				
DRAWING STATUS																								
For Review																								
FOR EXPLANATIONS OF DRAWING CODES AND OTHER DRAWING INFORMATION SEE PLB DRAWING RESOURCE FIL																								

SOC 4.3 SHO 1 DESKTOP CASE

NOTES:

DRESS BASEPANEL TO BE 18MM ZFMDF WITH DACRYLATE VARNISH AND WATER BASED EMULSION, SPRAYED FINISH, COLOUR TBC
SETWORKS UNDER CASE TO BE FINALISED, 5MM SHADOW GAP AROUND THE DISPLAY CASE TO ALLOW DOOR OPENING,TBC



① SET OF SIX SILVER 'BOER WAR' TEASPOONS, 1899
NAM. 1995-10-2 - 1

② PORCELAIN FIGURINE DEPICTING A BRITISH SOLDIER FIGHTING
A CHINESE BOXER, 1900 (C)
NAM. 2006-08-37 - 1

③ JOHN BULL GUARDING THE TOY-SHOP, OR BONEY CRYING
FOR SOME MORE PLAY-THINGS
NAM. 2006-08-10 - 1

④ BOER WAR TRIBUTE MEDAL, 1900-1901, R J CROSS, YORKSHIRE IMPERIAL YEOMANRY
NAM. 1997-11-14 - 2

⑤ THIMBLE FALKLANDS
NAM. 2014-10-41 - 1

⑥ MEDAL COMMEMORATING ROBERT CLIVE'S VICTORY AT PLASSEY, 1757
NAM. 1958-09-1 - 26

⑦ QUEEN VICTORIA'S DIAMOND JUBILEE, 1897.
NAM. 2002-08-90 - 1



88 The Mount, York YO24 1AR

GENERAL DRAWING NOTES

© This drawing is not to be shown to any Third Party unless agreed by PLB.
DO NOT SCALE OFF THIS DRAWING except for the purposes of cost estimating & shop drawing production.
ALL DIMENSIONS TO BE CHECKED ON SITE

ALL DIMENSIONS ARE IN MILLIMETERS UNLESS OTHERWISE STATED
This drawing shows 'DESIGN INTENT' only.
It is the responsibility of the appointed contractor to finalise development, using specialists approved by PLB, & produce detailed working drawings, with a 10 year minimum lifespan.

ALL working drawings to be aesthetically approved by PLB prior to manufacture.

All Electrical & data communications systems must conform to the prevailing national regulations & any local bylaws pertaining.
Unless stated otherwise all timber or timber based materials used, including sheet materials, as specified by BS 476 (or international equivalent), must be not less than Class 1 & any other material utilised must be in accordance with Class 1 spread of flame.

Exhibition/Furniture contractor to ensure that all unitary is securely and safely fixed in position where appropriate. All fixings to building fabric to be agreed/approved by client/architect. Exhibition contractor to supply samples of all finishes for approval by the client and PLB.

General

UT - Unit

GR - Graphic Item

DC - Display Case

PI - Physical Interactive

IT - Digital Interactive

AV - Audio Visual

OM - Object Mount

FN - Furniture Item

Other

SD - Scenic / Other Display

CC - Soft Furnishing / Curtains / Cushions

FT - Floor Finish / Treatment

EG - Emulsion / Gloss Paint Wall & Ceiling Finish

LS - Light Source / Fitting

FFL - Finished Floor Level

LG - Lower Ground / Basement

GF - Ground Floor

FF - First Floor

SF - Second Floor

CONTRACTOR TO SURVEY SITE WITH REFERENCE TO ARCHITECT'S DRAWINGS AND AMEND THESE UNITARY DESIGNS ACCORDINGLY, TO ENSURE CLEAN FIT TO BUILDING.

MATERIAL AND FINAL FINISH SAMPLES TO BE PROVIDED BY CONTRACTORS FOR CLIENT APPROVAL.

ENSURE NO SHARP EDGES, PENCIL RADIUS THROUGHOUT.

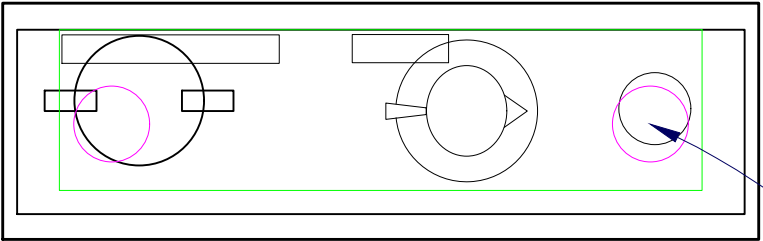
REV.	DATE	NOTES	REV. BY
A	31/10/22	JOHN BULL JUG SWAPPED, FALKLANDS THIMBLE ADDED & SCOTS GUARDS REMOVED	CC
*	DATE	First Issue	INITIAL

CLIENT			
NATIONAL ARMY MUSEUM			
JOB			
ARMY AT HOME			
DRAWING TITLE			
CASE LAYOUT: 2.2 A A SOURCE OF NATIONAL PRIDE			
AUTHOR		DATE	APPROVED
CC		19/10/2022	**
SCALES		REVISIONS	
1:8 @A3		*****	
DRAWING No			
5782	01	50	221
PROJECT No			
5782	01	50	221
DRAWING STATUS			
For Review			
FOR EXPLANATIONS OF DRAWING CODES AND OTHER DRAWING INFORMATION SEE PLB DRAWING RESOURCE FILE			

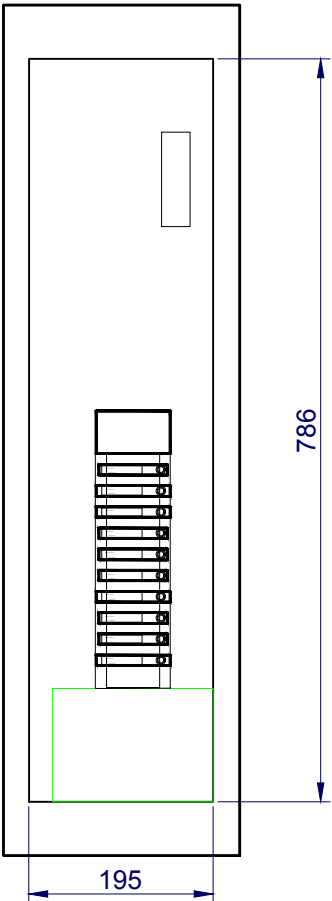
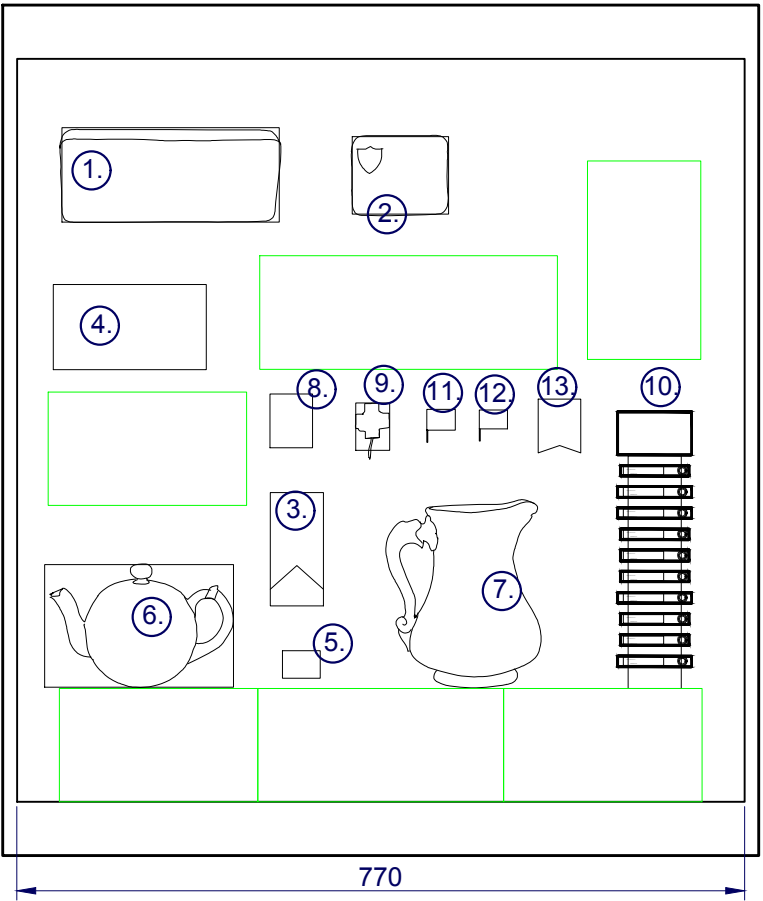
SOC 2.5 SHO 8 WALL CASE

NOTES:

MINICLIMAS CONDITIONING SYSTEM, NEW UNIT TO BE INSTALLED
DRESS BASEPANEL AND BACKPANELS TO BE 18MM ZFMDF WITH DACRYLATE VARNISH
AND WATER BASED EMULSION, SPRAYED FINISH, COLOUR TBC
LABEL RAIL TO BASE OF CASE BY OTHERS
ACCESS PANEL BELOW CASE TO ACT AS KIT STORE, SECURED WITH BUDGET LOCK
ACCESS PANEL ABOVE CASE TO GIVE ACCESS TO POWER AND CEILING LIGHTING,
SECURED WITH BUDGET LOCK TBC
MINICLIMA VENT POSITION TBC, VENTS TO BE SPRAY FINISHED TO MATCH BASEPANEL AND
TO BE RECESSED FLUSH
NETWORKS AROUND CASE TO BE FINALISED, 5MM SHADOW GAP AROUND THE DISPLAY
CASE TO ALLOW DOOR OPENING,TBC



VENT POSITION - NEW MINICLIMA VENT POSITIONS
TO BE RETROFITTED POSITION TBC



① TIN CHOCOLATE BOX, 1914
NAM. 1994-05-82 - 1

② TOBACCO TIN, 'FRAE SCOTS TAE SCOTS', 1900
NAM. 1968-08-20 - 1

③ SILK RIBBON, NATIONAL FUND FOR WELSH TROOPS, 1917 (C)
NAM. 1999-07-38 - 1

④ CURRENCY
NAM. 1992-12-151 - 11

⑤ BADGE COMMEMORATING CPL CHANNING DAY,
AN ARMY MEDIC KILLED IN AFGHANISTAN, 2012 (C)
NAM. 2013-08-25 - 1

⑥ TEAPOT, 'THE ABSENT-MINDED BEGGAR', 1900 (C)
NAM. 1996-08-298 - xx

⑦ JUG
NAM. 1971-04-29 - 1

⑧ 'BLINDED FOR YOU', ST DUNSTAN'S CHARITY FLAG BADGE
NAM. 1979-05-50-8 - 1

⑨ 'OUR DAY' CHARITY FLAG BADGE
NAM. 1979-05-50-9 - 3

⑩ WRISTBAND
NAM. 2013-02-3 - 1

⑪ QUEEN ALEXANDRA'S FIELD FORCE FUND
CHARITY FLAG BADGE
NAM. 1979-05-50-3 - 5

⑫ SALVATION ARMY CHARITY FLAG BADGE
NAM. 1979-05-50-6 - 1

⑬ YOUNG MEN'S CHRISTIAN ASSOCIATION
CHARITY FLAG BADGE
NAM. 1979-05-50-7 - 5



88 The Mount, York YO24 1AR

GENERAL DRAWING NOTES

© This drawing is not to be shown to any Third Party unless agreed by PLB.
DO NOT SCALE OFF THIS DRAWING except for the purposes of cost estimating & shop drawing production.
ALL DIMENSIONS TO BE CHECKED ON SITE

ALL DIMENSIONS ARE IN MILLIMETERS UNLESS OTHERWISE STATED
This drawing shows 'DESIGN INTENT' only.
It is the responsibility of the appointed contractor to finalise development, using specialists approved by PLB, & produce detailed working drawings, with a 10 year minimum lifespan.

ALL working drawings to be aesthetically approved by PLB prior to manufacture.

All Electrical & data communications systems must conform to the prevailing national regulations & any local bylaws pertaining.
Unless stated otherwise all timber or timber based materials used, including sheet materials, as specified by BS 476 (or international equivalent), must be not less than Class 1 & any other material utilised must be in accordance with Class 1 spread of flame.

Exhibition/Furniture contractor to ensure that all unitary is securely and safely fixed in position where appropriate. All fixings to building fabric to be agreed/approved by client/architect. Exhibition contractor to supply samples of all finishes for approval by the client and PLB.

General

UT - Unit
GR - Graphic Item
DC - Display Case
PI - Physical Interactive
IT - Digital Interactive
AV - Audio Visual
OM - Object Mount
FN - Furniture Item

Other

SD - Scenic / Other Display
CC - Soft Furnishing / Curtains / Cushions
FT - Floor Finish / Treatment
EG - Emulsion / Gloss Paint Wall & Ceiling Finish
LS - Light Source / Fitting
FFL - Finished Floor Level
LG - Lower Ground / Basement
GF - Ground Floor
FF - First Floor
SF - Second Floor

CONTRACTOR TO SURVEY SITE WITH REFERENCE TO ARCHITECT'S DRAWINGS AND AMEND THESE UNITARY DESIGNS ACCORDINGLY, TO ENSURE CLEAN FIT TO BUILDING.

MATERIAL AND FINAL FINISH SAMPLES TO BE PROVIDED BY CONTRACTORS FOR CLIENT APPROVAL.

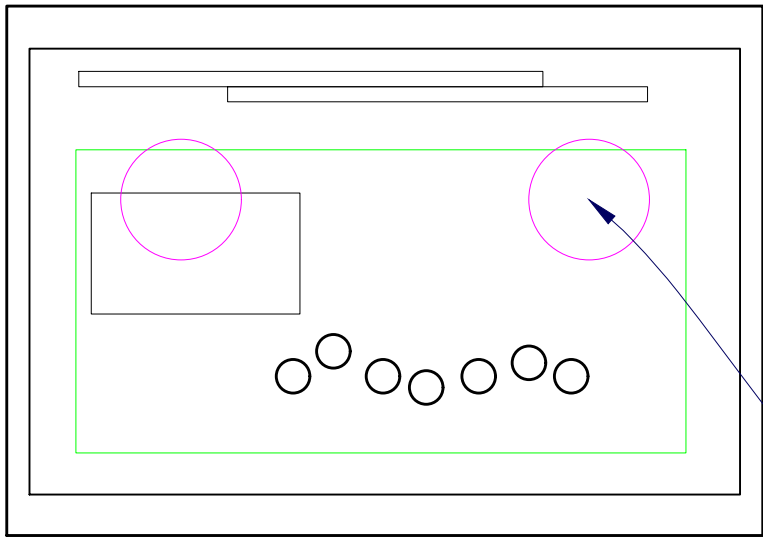
ENSURE NO SHARP EDGES, PENCIL RADIUS THROUGHOUT.

REV.	DATE	NOTES	REV. BY
A	31/10/22	RIG ADDED, FALKLANDS THIMBLE MAGNET & TIN REMOVED, QTY OF BRACKETS REDUCED	CC
B	22/11/22	CHARITY FLAGS ADDED	CC
*	DATE	First Issue	INITIAL

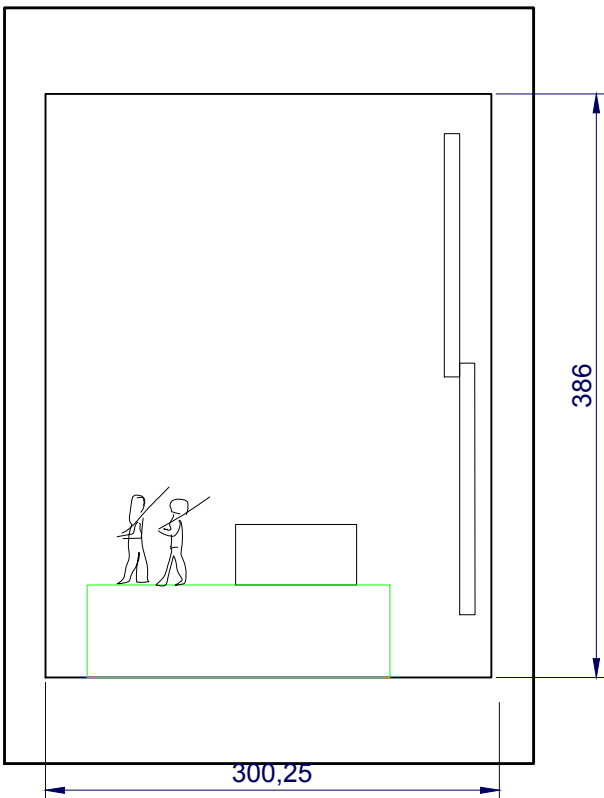
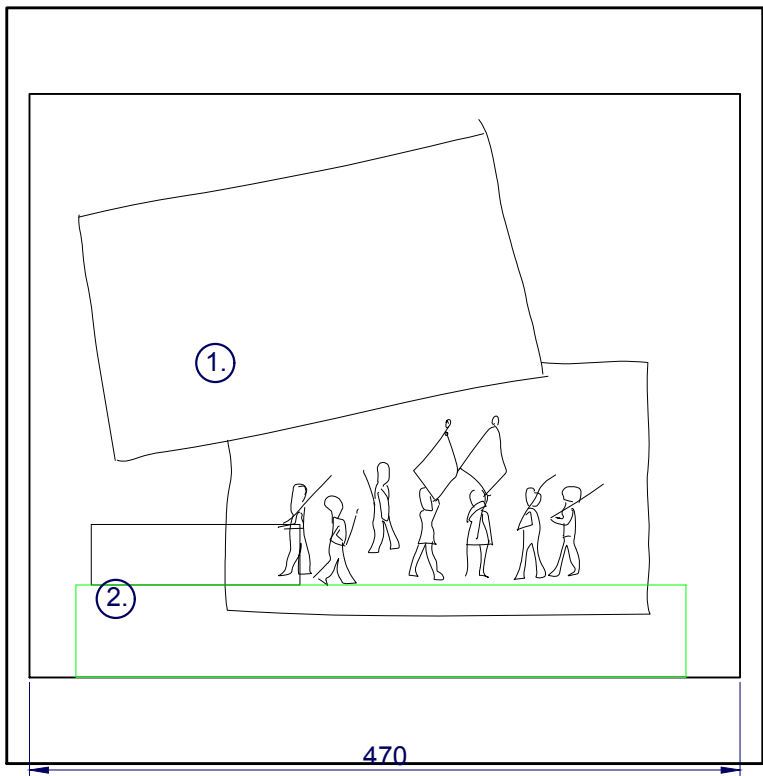
CLIENT				NATIONAL ARMY MUSEUM			
JOB							
ARMY AT HOME							
DRAWING TITLE							
CASE LAYOUT: 2.2 B							
A SOURCE OF NATIONAL PRIDE							
AUTHOR		DATE		APPROVED			
CC		19/10/2022		**			
SCALES		1:8 @A3		READ WITH *****			
DRAWING No							
5782		01		50		222 B	
PROJECT No		AREA No		DWG TYPE		DWG No REV	
DRAWING STATUS							
For Review							
FOR EXPLANATIONS OF DRAWING CODES AND OTHER DRAWING INFORMATION SEE PLB DRAWING RESOURCE FIL							

SOC 2.4 SHO 3 WALL CASE

NOTES:
MINICLIMAS CONDITIONING SYSTEM, NEW UNIT TO BE INSTALLED
DRESS BASEPANEL AND BACKPANELS TO BE 18MM ZFMDF WITH DACRYLATE VARNISH AND WATER BASED EMULSION, SPRAYED FINISH, COLOUR TBC
ACCESS PANEL BELOW CASE TO ACT AS KIT STORE, SECURED WITH BUDGET LOCK
ACCESS PANEL ABOVE CASE TO GIVE ACCESS TO POWER AND CEILING LIGHTING, SECURED WITH BUDGET LOCK TBC
MINICLIMA VENT POSITION TBC, VENTS TO BE SPRAY FINISHED TO MATCH BASEPANEL AND TO BE RECESSED FLUSH
NETWORKS AROUND CASE TO BE FINALISED, 5MM SHADOW GAP AROUND THE DISPLAY CASE TO ALLOW DOOR OPENING, TBC



VENT POSITION - NEW MINICLIMA VENT POSITIONS
TO BE RETROFITTED POSITION TBC



- ①. COLOUR PARTY OF THE SCOTS GUARDS
NAM. 1992-08-198-6 - 6
- ②. 'BOER OR BRITON: A NEW SOUTH AFRICAN WAR GAME', 1900 (C)
NAM. 1975-10-127 - 1



GENERAL DRAWING NOTES
© This drawing is not to be shown to any Third Party unless agreed by PLB.
DO NOT SCALE OFF THIS DRAWING except for the purposes of cost estimating & shop drawing production.
ALL DIMENSIONS TO BE CHECKED ON SITE
ALL DIMENSIONS ARE IN MILLIMETERS UNLESS OTHERWISE STATED
This drawing shows 'DESIGN INTENT' only. It is the responsibility of the appointed contractor to finalise development, using specialists approved by PLB, & produce detailed working drawings, with a 10 year minimum lifespan.
ALL working drawings to be aesthetically approved by PLB prior to manufacture.
All Electrical & data communications systems must conform to the prevailing national regulations & any local bylaws pertaining. Unless stated otherwise all timber or timber based materials used, including sheet materials, as specified by BS 476 (or international equivalent), must be not less than Class 1 & any other material utilised must be in accordance with Class 1 spread of flame.
Exhibition/Furniture contractor to ensure that all unitary is securely and safely fixed in position where appropriate. All fixings to building fabric to be agreed/approved by client/architect. Exhibition contractor to supply samples of all finishes for approval by the client and PLB.

- General
UT - Unit
GR - Graphic Item
DC - Display Case
PI - Physical Interactive
IT - Digital Interactive
AV - Audio Visual
OM - Object Mount
FN - Furniture Item
- Other
SD - Scenic / Other Display
CC - Soft Furnishing / Curtains / Cushions
FT - Floor Finish / Treatment
EG - Emulsion / Gloss Paint Wall & Ceiling Finish
LS - Light Source / Fitting
FFL - Finished Floor Level
LG - Lower Ground / Basement
GF - Ground Floor
FF - First Floor
SF - Second Floor

CONTRACTOR TO SURVEY SITE WITH REFERENCE TO ARCHITECT'S DRAWINGS AND AMEND THESE UNITARY DESIGNS ACCORDINGLY, TO ENSURE CLEAN FIT TO BUILDING.
MATERIAL AND FINAL FINISH SAMPLES TO BE PROVIDED BY CONTRACTORS FOR CLIENT APPROVAL.
ENSURE NO SHARP EDGES, PENCIL RADIUS THROUGHOUT.

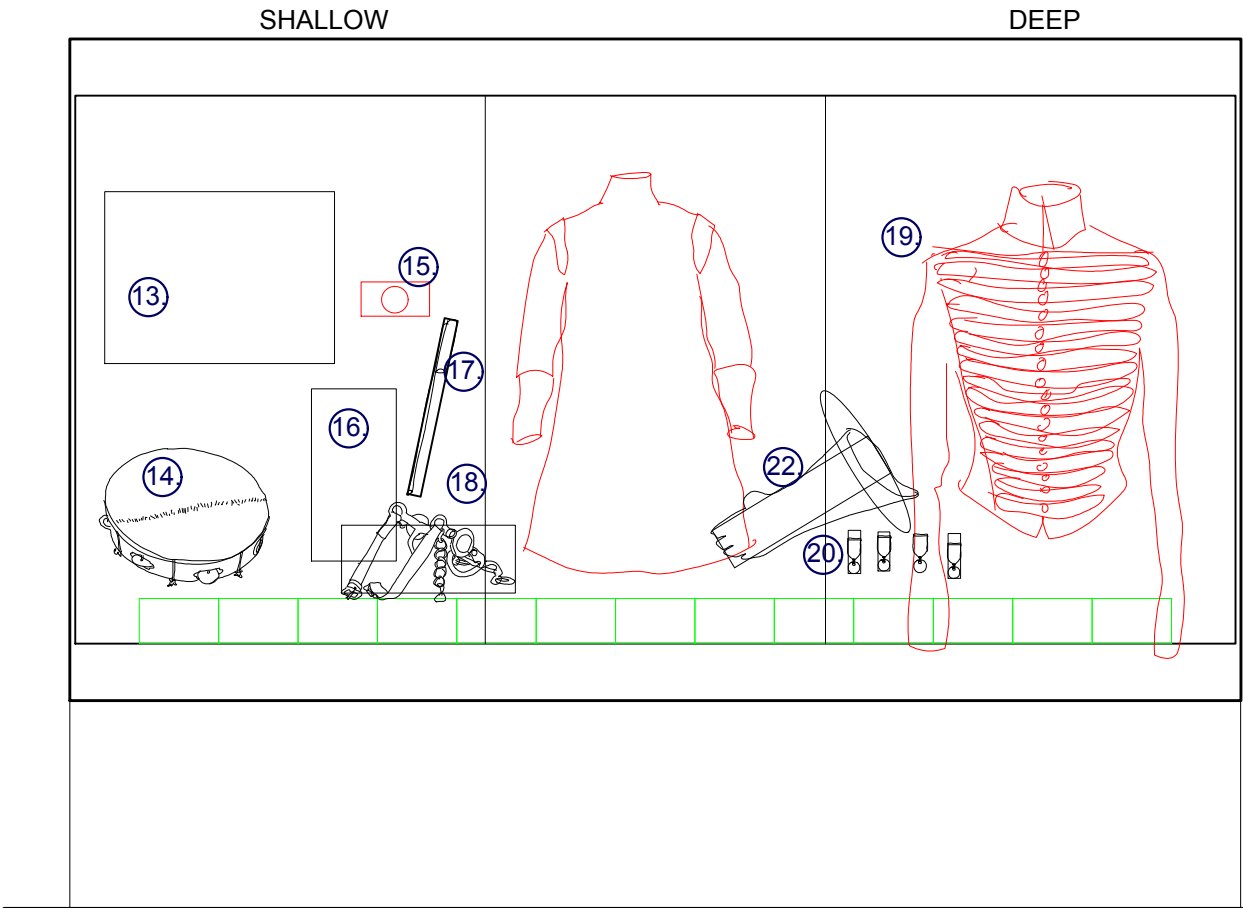
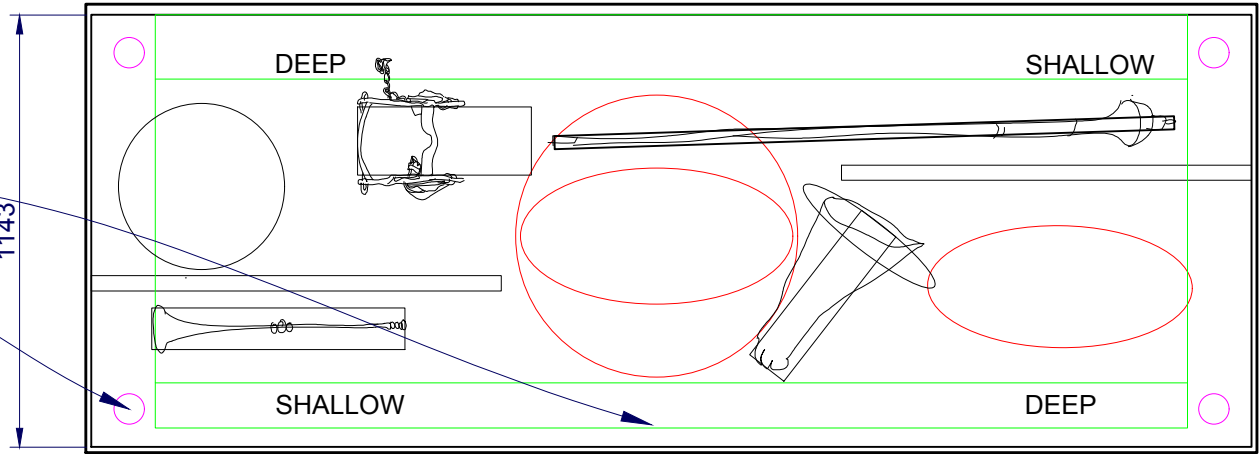
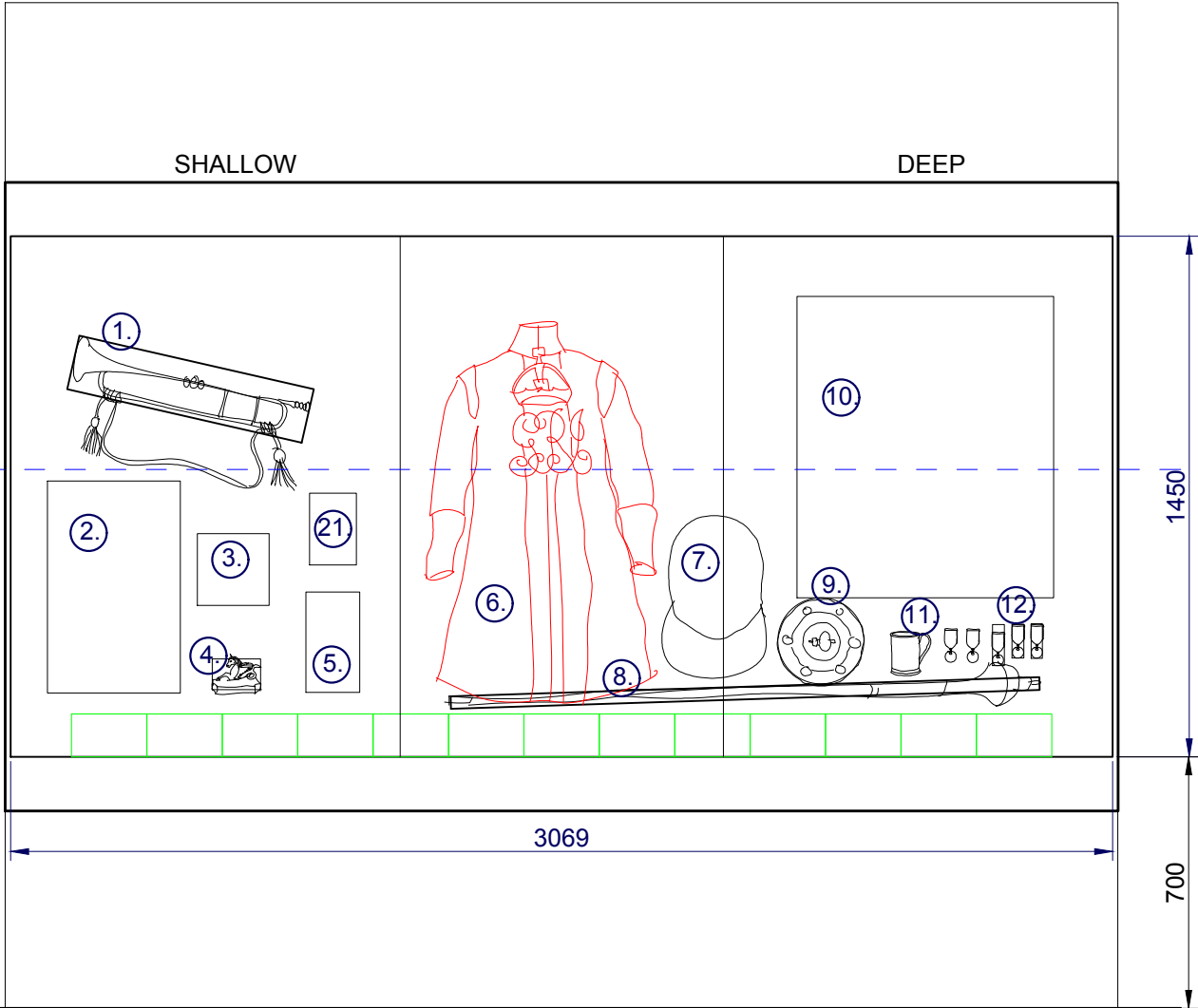
REV.	DATE	NOTES	REV. BY
-	--/--/---	--	CC
*	DATE	First Issue	INITIAL

CLIENT			
NATIONAL ARMY MUSEUM			
JOB			
ARMY AT HOME			
DRAWING TITLE			
CASE LAYOUT: 2.2 C A SOURCE OF NATIONAL PRIDE			
AUTHOR	DATE	APPROVED	
CC	19/10/2022	**	
SCALES	1:5 @A3	REVIEW WITH *****	
DRAWING No			
5782	01	50	223
PROJECT No	AREA No	DWG TYPE	DWG No
DRAWING STATUS			
For Review			
FOR EXPLANATIONS OF DRAWING CODES AND OTHER DRAWING INFORMATION SEE PLB DRAWING RESOURCE FILE			

NEW CASE
FREESTANDING/WALL CASE

LIGHT POSITION - PREFERRED LIGHTING POSITIONS
TBC

VENT POSITION - NEW MINICLIMA VENT POSITIONS
TO BE RETROFITTED POSITION TBC



1. TRUMPET, SILVER HERALD
NAM. 1965-11-13 - 1
2. TRUMPET BANNER
NAM. 2002-11-39 - 1
3. THE PARADE BANDSTAND BROADSTAIRS. PROGRAMME OF MUSIC.
NAM. 1984-11-53 - 1
4. FIGURE
NAM. 2000-03-1 - 103
5. BEATING RETREAT CEREMONY BY THE BANDS OF THE
HOUSEHOLD DIVISION AT HORSE GUARDS, 2003. LEAFLET
NAM. 2005-09-75 - 1
6. STATE TRUMPETER'S COAT, 1911 (C)
NAM. 1974-08-23 - 1
7. CAP, RIDING
NAM. 1974-08-23 - 7
8. STAFF, DRUM MAJOR
NAM. 1952-03-10 - 1
9. PLATE, DESSERT
NAM. 1960-07-70 - 1
10. STANDARD, SOVEREIGN'S
NAM. 1984-07-98 - 1

11. MUG
NAM. 2006-09-42 - 1
12. QUEEN VICTORIA GOLDEN JUBILEE MEDAL 1887
NAM. 1954-09-15 - 3
- KING GEORGE V SILVER JUBILEE MEDAL 1935
NAM. 2002-02-602 - 9
- QUEEN ELIZABETH II SILVER JUBILEE MEDAL 1977
NAM. 1994-07-184 - 2
- QUEEN ELIZABETH II GOLDEN JUBILEE MEDAL 2002
NAM. 2003-06-5 - 1
- QUEEN VICTORIA DIAMOND JUBILEE MEDAL 1887
NAM. 1989-06-38-2
13. CHANGING THE GUARD AT ST JAMES'S PALACE, 1792
NAM. 1963-07-32 - 1
14. REGIMENTAL TAMBOURINE
NAM. 2018-04-6 - 1
15. BRASSARD
NAM. 1994-04-173 - 1
16. PROGRAMME ITEMISING FIREWORK DISPLAY AT
PRIMROSE HILL, TO CELEBRATE THE END OF THE
CRIMEAN WAR, 1856
NAM. 1983-08-66 - 2

17. LAUNCHER, ROCKET
NAM. 1961-07-41 - 1
18. BRIDOOON BIT, GEN SIR CHARLES WILLIAM,
NAM. 2016-11-76-2 - 2
19. JACKET, SHORT FROGGED
NAM. 1976-08-3 - 1
20. CORONATION MEDAL 1902, CORONATION OF KING EDWARD VII.
NAM. 2002-02-1108 - 4
- CORONATION MEDAL 1911, GEORGE V
NAM. 1959-11-367 - 8
- CORONATION MEDAL 1937, GEORGE VI
NAM. 2002-02-602-10
- QUEEN ELIZABETH II CORONATION MEDAL,
WARRANT OFFICER INUSA WASI,
NAM. 1994-06-112 - 6
21. PROGRAMME FOR PRESENTATION OF COLOURS BY THE KING TO
THE GRENADIER GUARDS, COLDSTREAM GUARDS AND SCOTS
GUARDS, 1921
NAM. 1975-01-31 - 2
22. GAUNTLETS WORN AT THE LYING IN STATE
OF QUEEN ELIZABETH II, 2022



GENERAL DRAWING NOTES

© This drawing is not to be shown to any Third Party unless agreed by PLB.
DO NOT SCALE OFF THIS DRAWING except for the purposes of cost estimating & shop drawing production.
ALL DIMENSIONS TO BE CHECKED ON SITE

ALL DIMENSIONS ARE IN MILLIMETERS UNLESS OTHERWISE STATED
This drawing shows 'DESIGN INTENT' only.
It is the responsibility of the appointed contractor to finalise development, using specialists approved by PLB, & produce detailed working drawings, with a 10 year minimum lifespan.

ALL working drawings to be aesthetically approved by PLB prior to manufacture.

All Electrical & data communications systems must conform to the prevailing national regulations & any local bylaws pertaining. Unless stated otherwise all timber or timber based materials used, including sheet materials, as specified by BS 476 (or international equivalent), must be not less than Class 1 & any other material utilised must be in accordance with Class 1 spread of flame.

Exhibition/Furniture contractor to ensure that all unitary is securely and safely fixed in position where appropriate. All fixings to building fabric to be agreed/approved by client/architect. Exhibition contractor to supply samples of all finishes for approval by the client and PLB.

General
UT - Unit
GR - Graphic Item
DC - Display Case
PI - Physical Interactive
IT - Digital Interactive
AV - Audio Visual
OM - Object Mount
FN - Furniture Item

Other
SD - Scenic / Other Display
CC - Soft Furnishing / Curtains / Cushions
FT - Floor Finish / Treatment
EG - Emulsion / Gloss Paint Wall & Ceiling Finish
LS - Light Source / Fitting
FFL - Finished Floor Level
LG - Lower Ground / Basement
GF - Ground Floor
FF - First Floor
SF - Second Floor

CONTRACTOR TO SURVEY SITE WITH REFERENCE TO ARCHITECT'S DRAWINGS AND AMEND THESE UNITARY DESIGNS ACCORDINGLY, TO ENSURE CLEAN FIT TO BUILDING.

MATERIAL AND FINAL FINISH SAMPLES TO BE PROVIDED BY CONTRACTORS FOR CLIENT APPROVAL.

ENSURE NO SHARP EDGES, PENCIL RADIUS THROUGHOUT.

REV.	DATE	NOTES	REV. BY
A	31/10/22	BRASSARD ADDED, JUBILEE & CORONATION MEDALS GROUPED TOGETHER	CC
B	22/11/22	PROGRAMME ADDED	CC
C	06/02/23	GAUNTLET ADDED	CC
*	DATE	First Issue	INITIAL


CLIENT	NATIONAL ARMY MUSEUM		
JOB	ARMY AT HOME		
DRAWING TITLE	CASE LAYOUT: 2.3 A POMP AND CIRCUMSTANCE		
AUTHOR	DATE	APPROVED	
CC	19/10/2022	**	
SCALES	1:20 @A3	*****	
DRAWING No	5782	01	50 231
PROJECT No	AREA No	DWG TYPE	DWG No REV
For Review			
FOR EXPLANATIONS OF DRAWING CODES AND OTHER DRAWING INFORMATION SEE PLB DRAWING RESOURCE FILE			

SOC 1.6 SHO 1 WALL CASE


NOTES:

MINICLIMAS CONDITIONING SYSTEM, EXISTING TO BE REFITTED TO CASE
DRESS BASEPANEL AND BACKPANELS TO BE 18MM ZFMDF WITH DACRYLATE VARNISH
AND WATER BASED EMULSION, SPRAYED FINISH, COLOUR TBC
ACCESS PANEL BELOW CASE TO ACT AS KIT STORE, SECURED WITH BUDGET LOCK
ACCESS PANEL ABOVE CASE TO GIVE ACCESS TO POWER AND CEILING LIGHTING,
SECURED WITH BUDGET LOCK TBC
MINICLIMA VENT POSITION TBC, VENTS TO BE SPRAY FINISHED TO MATCH BASEPANEL
AND TO BE RECESSED FLUSH
NETWORKS AROUND CASE TO BE FINALISED, 5MM SHADOW GAP AROUND THE DISPLAY
CASE TO ALLOW DOOR OPENING,TBC
MAGNIFYING SHEET NEEDS TO BE REPLACED MOUNTED TO MOVABLE FRAME THAT REST
ON SLIDING TRACK MOUNTED AROUND CASE

VENT POSITION - NEW MINICLIMA VENT POSITIONS
TO BE RETROFITTED POSITION TBC



①. PANORAMA OF THE CORONATION PROCESSION MAY 12TH 1937
NAM. 1968-06-341 - 1



EXTERNAL VIEW OF CASE

MAGNIFIER - NEW MAGNIFIER SHEET TO BE
INSTALLED IN EXISTING FRAME SPEC TBC



88 The Mount, York YO24 1AR

GENERAL DRAWING NOTES

© This drawing is not to be shown to any Third Party unless agreed by PLB.
DO NOT SCALE OFF THIS DRAWING except for the purposes of cost estimating & shop drawing production.
ALL DIMENSIONS TO BE CHECKED ON SITE

ALL DIMENSIONS ARE IN MILLIMETERS UNLESS OTHERWISE STATED
This drawing shows 'DESIGN INTENT' only.
It is the responsibility of the appointed contractor to finalise development, using specialists approved by PLB, & produce detailed working drawings, with a 10 year minimum lifespan.

ALL working drawings to be aesthetically approved by PLB prior to manufacture.

All Electrical & data communications systems must conform to the prevailing national regulations & any local bylaws pertaining. Unless stated otherwise all timber or timber based materials used, including sheet materials, as specified by BS 476 (or international equivalent), must be not less than Class 1 & any other material utilised must be in accordance with Class 1 spread of flame.

Exhibition/Furniture contractor to ensure that all unitary is securely and safely fixed in position where appropriate. All fixings to building fabric to be agreed/approved by client/architect. Exhibition contractor to supply samples of all finishes for approval by the client and PLB.

General

UT - Unit
GR - Graphic Item
DC - Display Case
PI - Physical Interactive
IT - Digital Interactive
AV - Audio Visual
OM - Object Mount
FN - Furniture Item

Other

SD - Scenic / Other Display
CC - Soft Furnishing / Curtains / Cushions
FT - Floor Finish / Treatment
EG - Emulsion / Gloss Paint Wall & Ceiling Finish
LS - Light Source / Fitting
FFL - Finished Floor Level
LG - Lower Ground / Basement
GF - Ground Floor
FF - First Floor
SF - Second Floor

CONTRACTOR TO SURVEY SITE WITH REFERENCE TO ARCHITECT'S DRAWINGS AND AMEND THESE UNITARY DESIGNS ACCORDINGLY, TO ENSURE CLEAN FIT TO BUILDING.

MATERIAL AND FINAL FINISH SAMPLES TO BE PROVIDED BY CONTRACTORS FOR CLIENT APPROVAL.

ENSURE NO SHARP EDGES, PENCIL RADIUS THROUGHOUT.

REV.	DATE	NOTES	REV. BY
-	--/--/23	--	CC
*	DATE	First Issue	INITIAL

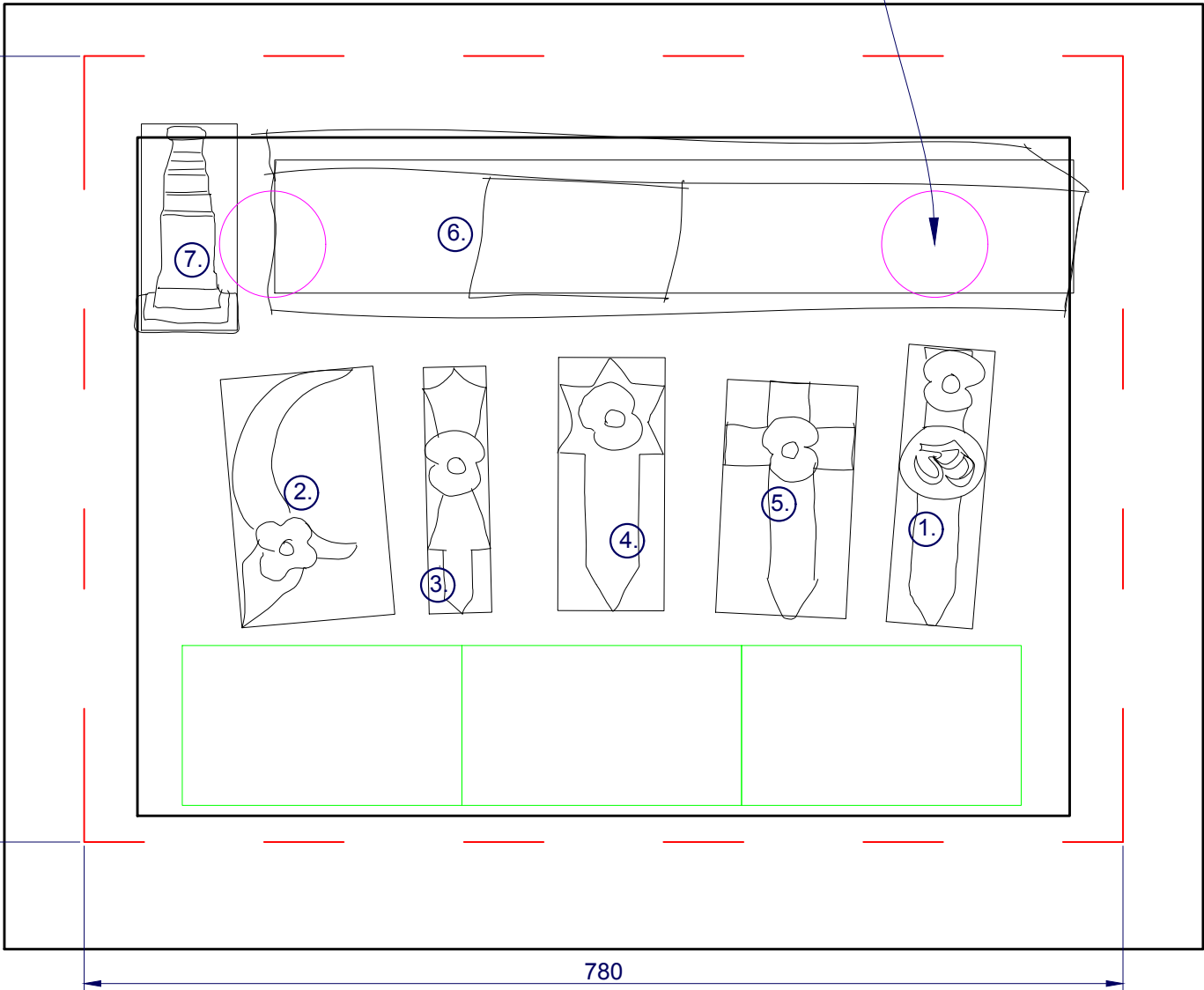
CLIENT NATIONAL ARMY MUSEUM			
JOB ARMY AT HOME			
DRAWING TITLE			
CASE LAYOUT: 2.3 B POMP AND CIRCUMSTANCE			
AUTHOR	DATE	APPROVED	
CC	02/03/2023	**	
SCALES	1:10 @A3	*****	
DRAWING No			
5782	01	50	232
PROJECT No AREA No DWG TYPE DWG No REV			
DRAWING STATUS			
For Review			
FOR EXPLANATIONS OF DRAWING CODES AND OTHER DRAWING INFORMATION SEE PLB DRAWING RESOURCE FILE			

SOC 4.3 SHO 2 DESKTOP CASE



NOTES:

MINICLIMAS CONDITIONING SYSTEM, NEW UNIT TO BE INSTALLED
DRESS BASEPANEL TO BE 18MM ZFMDF WITH DACRYLATE VARNISH AND WATER BASED EMULSION, SPRAYED FINISH, COLOUR TBC
ACCESS PANEL BELOW CASE TO ACT AS KIT STORE, SECURED WITH BUDGET LOCK
MINICLIMA VENT POSITION TBC, VENTS TO BE SPRAY FINISHED TO MATCH BASEPANEL AND TO BE RECESSED FLUSH
SETWORKS AROUND CASE TO BE FINALISED, 5MM SHADOW GAP AROUND THE DISPLAY CASE TO ALLOW DOOR OPENING,TBC

VENT POSITION - NEW MINICLIMA VENT POSITIONS
TO BE RETROFITTED POSITION TBC



- ①. HINDU OM OR AUM MEMORIAL MARKER WITH REMEMBRANCE POPPY, 2014 (C)
NAM. 2015-01-16 - 1
- ②. WOODEN MUSLIM MEMORIAL MARKER WITH POPPY, 20140
NAM. 2014-11-20 - 2
- ③. WOODEN SIKH KHANDA MEMORIAL MARKER WITH POPPY, 2014
NAM. 2014-12-6 - 1
- ④. WOODEN JEWISH MEMORIAL MARKER WITH POPPY, 2014
NAM. 2014-12-8 - 1
- ⑤. WOODEN CHRISTIAN CROSS MEMORIAL MARKER WITH POPPY, 2012 (C)
NAM. 2013-10-19 - 1
- ⑥. ORIGINAL CENOTAPH WHITEHALL PIECE SCULPTURE
NAM. 2019-01-8-1 - 1
- ⑦. CREAMWARE MODEL OF THE CENOTAPH, 1920 (C)
NAM. 2002-04-852 - 1



88 The Mount, York YO24 1AR

GENERAL DRAWING NOTES

© This drawing is not to be shown to any Third Party unless agreed by PLB.
DO NOT SCALE OFF THIS DRAWING except for the purposes of cost estimating & shop drawing production.
ALL DIMENSIONS TO BE CHECKED ON SITE

ALL DIMENSIONS ARE IN MILLIMETERS UNLESS OTHERWISE STATED
This drawing shows 'DESIGN INTENT' only.
It is the responsibility of the appointed contractor to finalise development, using specialists approved by PLB, & produce detailed working drawings, with a 10 year minimum lifespan.

ALL working drawings to be aesthetically approved by PLB prior to manufacture.

All Electrical & data communications systems must conform to the prevailing national regulations & any local bylaws pertaining.
Unless stated otherwise all timber or timber based materials used, including sheet materials, as specified by BS 476 (or international equivalent), must be not less than Class 1 & any other material utilised must be in accordance with Class 1 spread of flame.

Exhibition/Furniture contractor to ensure that all unitary is securely and safely fixed in position where appropriate. All fixings to building fabric to be agreed/approved by client/architect. Exhibition contractor to supply samples of all finishes for approval by the client and PLB.

General

UT - Unit
GR - Graphic Item
DC - Display Case
PI - Physical Interactive
IT - Digital Interactive
AV - Audio Visual
OM - Object Mount
FN - Furniture Item

Other

SD - Scenic / Other Display
CC - Soft Furnishing / Curtains / Cushions
FT - Floor Finish / Treatment
EG - Emulsion / Gloss Paint Wall & Ceiling Finish
LS - Light Source / Fitting
FFL - Finished Floor Level
LG - Lower Ground / Basement
GF - Ground Floor
FF - First Floor
SF - Second Floor

CONTRACTOR TO SURVEY SITE WITH REFERENCE TO ARCHITECTS DRAWINGS AND AMEND THESE UNITARY DESIGNS ACCORDINGLY, TO ENSURE CLEAN FIT TO BUILDING.

MATERIAL AND FINAL FINISH SAMPLES TO BE PROVIDED BY CONTRACTORS FOR CLIENT APPROVAL.

ENSURE NO SHARP EDGES, PENCIL RADIUS THROUGHOUT.

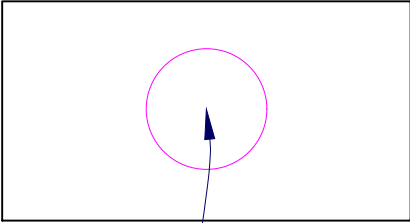
REV.	DATE	NOTES	REV. BY
A	31/10/22	CENOTAPH ADDED	CC
*	DATE	First Issue	INITIAL

CLIENT NATIONAL ARMY MUSEUM			
JOB ARMY AT HOME			
DRAWING TITLE			
CASE LAYOUT: 2.4 A LEST WE FORGET			
AUTHOR	DATE	19/10/2022	APPROVED
CC			**
SCALES	1:5 @A3	REVISION	**** * ** *****
DRAWING No	5782	01	50 241 A
PROJECT No	AREA No	DWG TYPE	DWG No REV
DRAWING STATUS			
For Review			
FOR EXPLANATIONS OF DRAWING CODES AND OTHER DRAWING INFORMATION SEE PLB DRAWING RESOURCE FILE			


SOC 2.5 SHO 5 WALL CASE

NOTES:

MINICLIMAS CONDITIONING SYSTEM, NEW UNIT TO BE INSTALLED
DRESS BASEPANEL AND BACKPANELS TO BE 18MM ZFMDF WITH DACRYLATE VARNISH
AND WATER BASED EMULSION, SPRAYED FINISH, COLOUR TBC
ACCESS PANEL BELOW CASE TO ACT AS KIT STORE, SECURED WITH BUDGET LOCK
ACCESS PANEL ABOVE CASE TO GIVE ACCESS TO POWER AND CEILING LIGHTING,
SECURED WITH BUDGET LOCK TBC
MINICLIMA VENT POSITION TBC, VENTS TO BE SPRAY FINISHED TO MATCH BASEPANEL AND
TO BE RECESSED FLUSH
NETWORKS AROUND CASE TO BE FINALISED, 5MM SHADOW GAP AROUND THE DISPLAY
CASE TO ALLOW DOOR OPENING,TBC



VENT POSITION - NEW MINICLIMA VENT POSITIONS
TO BE RETROFITTED POSITION TBC



①.

POPPY FLOWERS FRAMED AND MOUNTED, PICKED IN THE TRENCHES, AUGUST 1915
NAM. 2001-04-755 - 1



88 The Mount, York YO24 1AR

GENERAL DRAWING NOTES

© This drawing is not to be shown to any Third Party unless agreed by PLB.
DO NOT SCALE OFF THIS DRAWING except for the purposes of cost estimating & shop drawing production.
ALL DIMENSIONS TO BE CHECKED ON SITE

ALL DIMENSIONS ARE IN MILLIMETERS UNLESS OTHERWISE STATED
This drawing shows 'DESIGN INTENT' only.
It is the responsibility of the appointed contractor to finalise development, using specialists approved by PLB, & produce detailed working drawings, with a 10 year minimum lifespan.

ALL working drawings to be aesthetically approved by PLB prior to manufacture.

All Electrical & data communications systems must conform to the prevailing national regulations & any local bylaws pertaining.
Unless stated otherwise all timber or timber based materials used, including sheet materials, as specified by BS 476 (or international equivalent), must be not less than Class 1 & any other material utilised must be in accordance with Class 1 spread of flame.

Exhibition/Furniture contractor to ensure that all unitary is securely and safely fixed in position where appropriate. All fixings to building fabric to be agreed/approved by client/architect. Exhibition contractor to supply samples of all finishes for approval by the client and PLB.

General

UT - Unit
GR - Graphic Item
DC - Display Case
PI - Physical Interactive
IT - Digital Interactive
AV - Audio Visual
OM - Object Mount
FN - Furniture Item

Other

SD - Scenic / Other Display
CC - Soft Furnishing / Curtains / Cushions
FT - Floor Finish / Treatment
EG - Emulsion / Gloss Paint Wall & Ceiling Finish
LS - Light Source / Fitting
FFL - Finished Floor Level
LG - Lower Ground / Basement
GF - Ground Floor
FF - First Floor
SF - Second Floor

CONTRACTOR TO SURVEY SITE WITH REFERENCE TO ARCHITECT'S DRAWINGS AND AMEND THESE UNITARY DESIGNS ACCORDINGLY, TO ENSURE CLEAN FIT TO BUILDING.

MATERIAL AND FINAL FINISH SAMPLES TO BE PROVIDED BY CONTRACTORS FOR CLIENT APPROVAL.

ENSURE NO SHARP EDGES, PENCIL RADIUS THROUGHOUT.

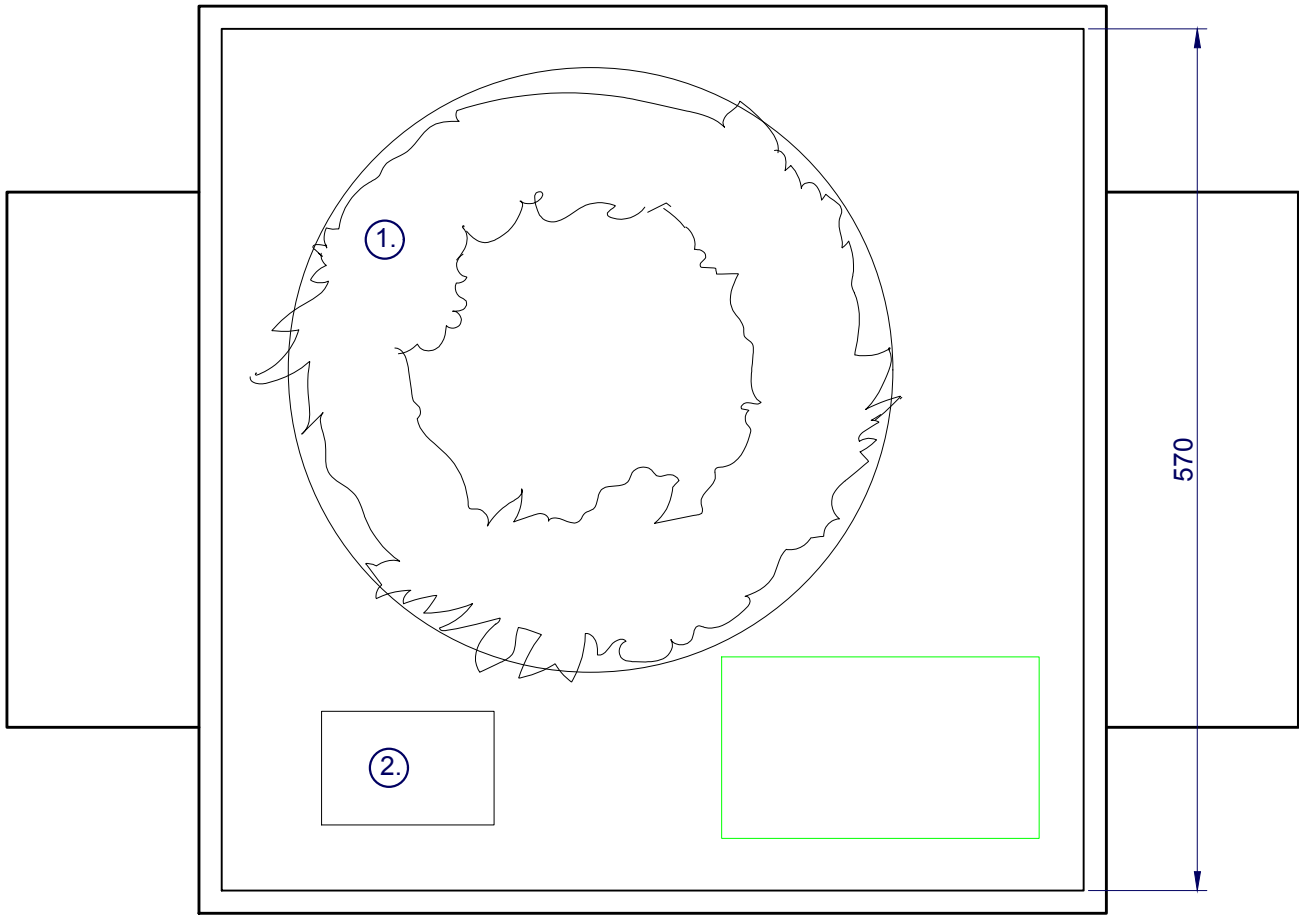
REV.	DATE	NOTES	REV. BY
-	--/---/---	--	CC
*	DATE	First Issue	INITIAL

CLIENT			
NATIONAL ARMY MUSEUM			
JOB			
ARMY AT HOME			
DRAWING TITLE			
CASE LAYOUT: 2.4 B			
LEST WE FORGET			
AUTHOR	DATE	APPROVED	
CC	19/10/2022	**	
SCALES	1:5@A3	READ WITH	
DRAWING No		***** *	
5782	01	50	242
PROJECT No	AREA No	DWG TYPE	DWG No REV
DRAWING STATUS			
For Review			
FOR EXPLANATIONS OF DRAWING CODES AND OTHER			
DRAWING INFORMATION SEE PLB DRAWING RESOURCE FIL			

SOC 3.2 SHO 2 DESKTOP CASE


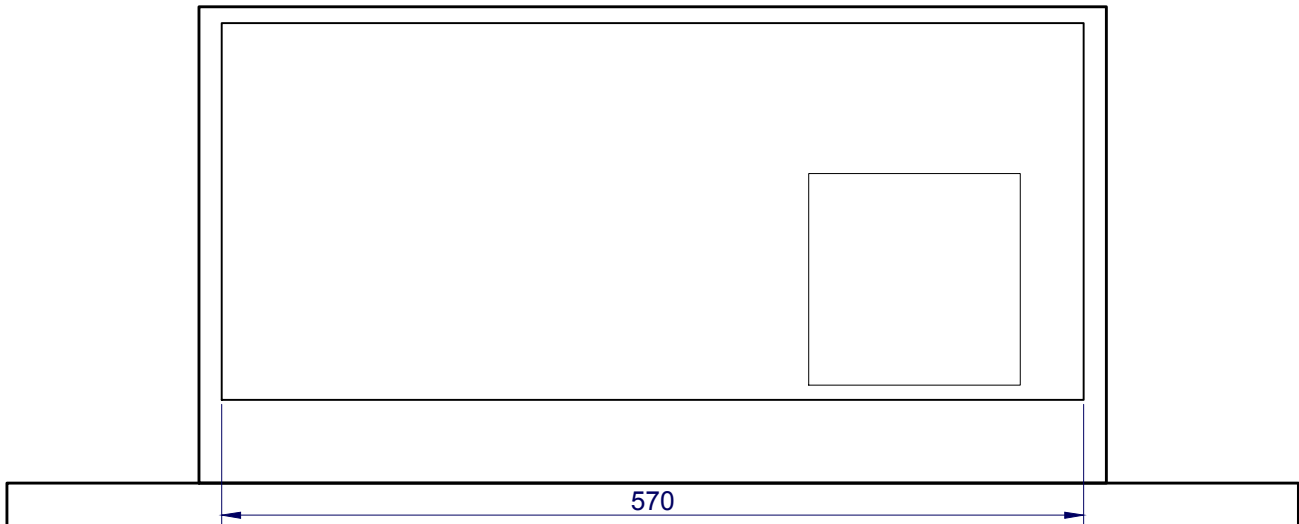
NOTES:

DRESS BASEPANEL TO BE 18MM ZFMDF WITH DACRYLATE VARNISH AND WATER BASED EMULSION, SPRAYED FINISH, COLOUR TBC
ACCESS PANEL BELOW CASE TO ACT AS KIT STORE, SECURED WITH BUDGET LOCK
NETWORKS AROUND CASE TO BE FINALISED, 5MM SHADOW GAP AROUND THE DISPLAY
CASE TO ALLOW DOOR OPENING,TBC



①. WREATH, UNREMEMBERED 2018 PROJECT
NAM. 2018-11-20-1 - 1

②. MEMORIAL CARD FOR THE UNKNOWN WARRIOR
NAM. 2001-11-39 - 8



88 The Mount, York YO24 1AR

GENERAL DRAWING NOTES

© This drawing is not to be shown to any Third Party unless agreed by PLB.
DO NOT SCALE OFF THIS DRAWING except for the purposes of cost estimating & shop drawing production.
ALL DIMENSIONS TO BE CHECKED ON SITE

ALL DIMENSIONS ARE IN MILLIMETERS UNLESS OTHERWISE STATED
This drawing shows 'DESIGN INTENT' only.
It is the responsibility of the appointed contractor to finalise development, using specialists approved by PLB, & produce detailed working drawings, with a 10 year minimum lifespan.

ALL working drawings to be aesthetically approved by PLB prior to manufacture.

All Electrical & data communications systems must conform to the prevailing national regulations & any local bylaws pertaining. Unless stated otherwise all timber or timber based materials used, including sheet materials, as specified by BS 476 (or international equivalent), must be not less than Class 1 & any other material utilised must be in accordance with Class 1 spread of flame.

Exhibition/Furniture contractor to ensure that all unitary is securely and safely fixed in position where appropriate. All fixings to building fabric to be agreed/approved by client/architect. Exhibition contractor to supply samples of all finishes for approval by the client and PLB.

General

UT - Unit
GR - Graphic Item
DC - Display Case
PI - Physical Interactive
IT - Digital Interactive
AV - Audio Visual
OM - Object Mount
FN - Furniture Item

Other

SD - Scenic / Other Display
CC - Soft Furnishing / Curtains / Cushions
FT - Floor Finish / Treatment
EG - Emulsion / Gloss Paint Wall & Ceiling Finish
LS - Light Source / Fitting
FFL - Finished Floor Level
LG - Lower Ground / Basement
GF - Ground Floor
FF - First Floor
SF - Second Floor

CONTRACTOR TO SURVEY SITE WITH REFERENCE TO ARCHITECT'S DRAWINGS AND AMEND THESE UNITARY DESIGNS ACCORDINGLY, TO ENSURE CLEAN FIT TO BUILDING.

MATERIAL AND FINAL FINISH SAMPLES TO BE PROVIDED BY CONTRACTORS FOR CLIENT APPROVAL.

ENSURE NO SHARP EDGES, PENCIL RADIUS THROUGHOUT.

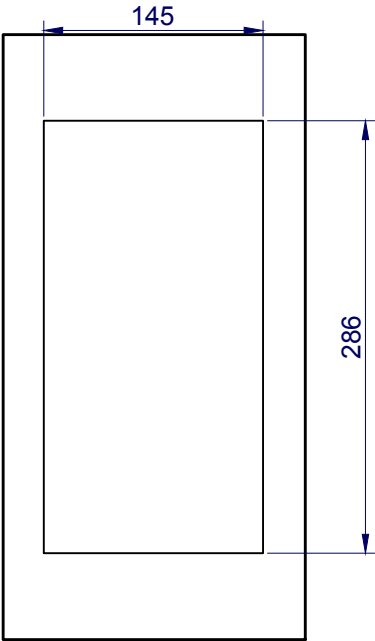
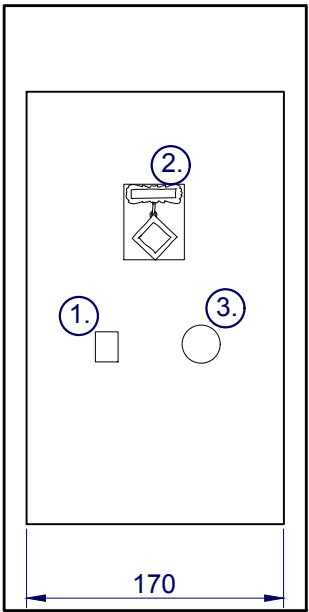

REV.	DATE	NOTES	REV. BY
A	31/10/22	NEW OBJECTS ADDED WREATH & CARD	CC
*	DATE	First Issue	INITIAL

CLIENT				NATIONAL ARMY MUSEUM			
JOB				ARMY AT HOME			
DRAWING TITLE							
CASE LAYOUT: 2.4 C LEST WE FORGET							
AUTHOR		DATE		APPROVED			
CC		19/10/2022		**			
SCALES		1:5 @A3		READ WITH ***** ** *****			
DRAWING No							
5782		01		50 243		A	
PROJECT No		AREA No		DWG TYPE		DWG No REV	
DRAWING STATUS							
For Review							
FOR EXPLANATIONS OF DRAWING CODES AND OTHER DRAWING INFORMATION SEE PLB DRAWING RESOURCE FILE							

SOC 2.5 SHO 9 WALL CASE

NOTES:

DRESS BASEPANEL AND BACKPANELS TO BE 18MM ZFMDF WITH DACRYLATE VARNISH AND WATER BASED EMULSION, SPRAYED FINISH, COLOUR TBC
ACCESS PANEL BELOW CASE TO ACT AS KIT STORE, SECURED WITH BUDGET LOCK
ACCESS PANEL ABOVE CASE TO GIVE ACCESS TO POWER AND CEILING LIGHTING, SECURED WITH BUDGET LOCK TBC
SETWORKS AROUND CASE TO BE FINALISED, 5MM SHADOW GAP AROUND THE DISPLAY CASE TO ALLOW DOOR OPENING,TBC



- ① NATIONAL MEMORIAL ARBORETUM ENAMELLED PIN BADGE, 2013 (C)
NAM. 2013-09-35 - 2
- ② LAPEL BADGE, WAR WIDOWS' ASSOCIATION OF GREAT BRITAIN, 2018
NAM. 2018-11-17-1 - 2
- ③ BRITISH WEST INDIES REGIMENT, REMEMBRANCE LAPEL BADGE, 2015 (C)
NAM. 2020-01-1-1 - 2



GENERAL DRAWING NOTES

© This drawing is not to be shown to any Third Party unless agreed by PLB.
DO NOT SCALE OFF THIS DRAWING except for the purposes of cost estimating & shop drawing production.
ALL DIMENSIONS TO BE CHECKED ON SITE

ALL DIMENSIONS ARE IN MILLIMETERS UNLESS OTHERWISE STATED
This drawing shows 'DESIGN INTENT' only.
It is the responsibility of the appointed contractor to finalise development, using specialists approved by PLB, & produce detailed working drawings, with a 10 year minimum lifespan.

ALL working drawings to be aesthetically approved by PLB prior to manufacture.

All Electrical & data communications systems must conform to the prevailing national regulations & any local bylaws pertaining.
Unless stated otherwise all timber or timber based materials used, including sheet materials, as specified by BS 476 (or international equivalent), must be not less than Class 1 & any other material utilised must be in accordance with Class 1 spread of flame.

Exhibition/Furniture contractor to ensure that all unitary is securely and safely fixed in position where appropriate. All fixings to building fabric to be agreed/approved by client/architect. Exhibition contractor to supply samples of all finishes for approval by the client and PLB.

General

UT - Unit
GR - Graphic Item
DC - Display Case
PI - Physical Interactive
IT - Digital Interactive
AV - Audio Visual
OM - Object Mount
FN - Furniture Item

Other

SD - Scenic / Other Display
CC - Soft Furnishing / Curtains / Cushions
FT - Floor Finish / Treatment
EG - Emulsion / Gloss Paint Wall & Ceiling Finish
LS - Light Source / Fitting
FFL - Finished Floor Level
LG - Lower Ground / Basement
GF - Ground Floor
FF - First Floor
SF - Second Floor

CONTRACTOR TO SURVEY SITE WITH REFERENCE TO ARCHITECT'S DRAWINGS AND AMEND THESE UNITARY DESIGNS ACCORDINGLY, TO ENSURE CLEAN FIT TO BUILDING.

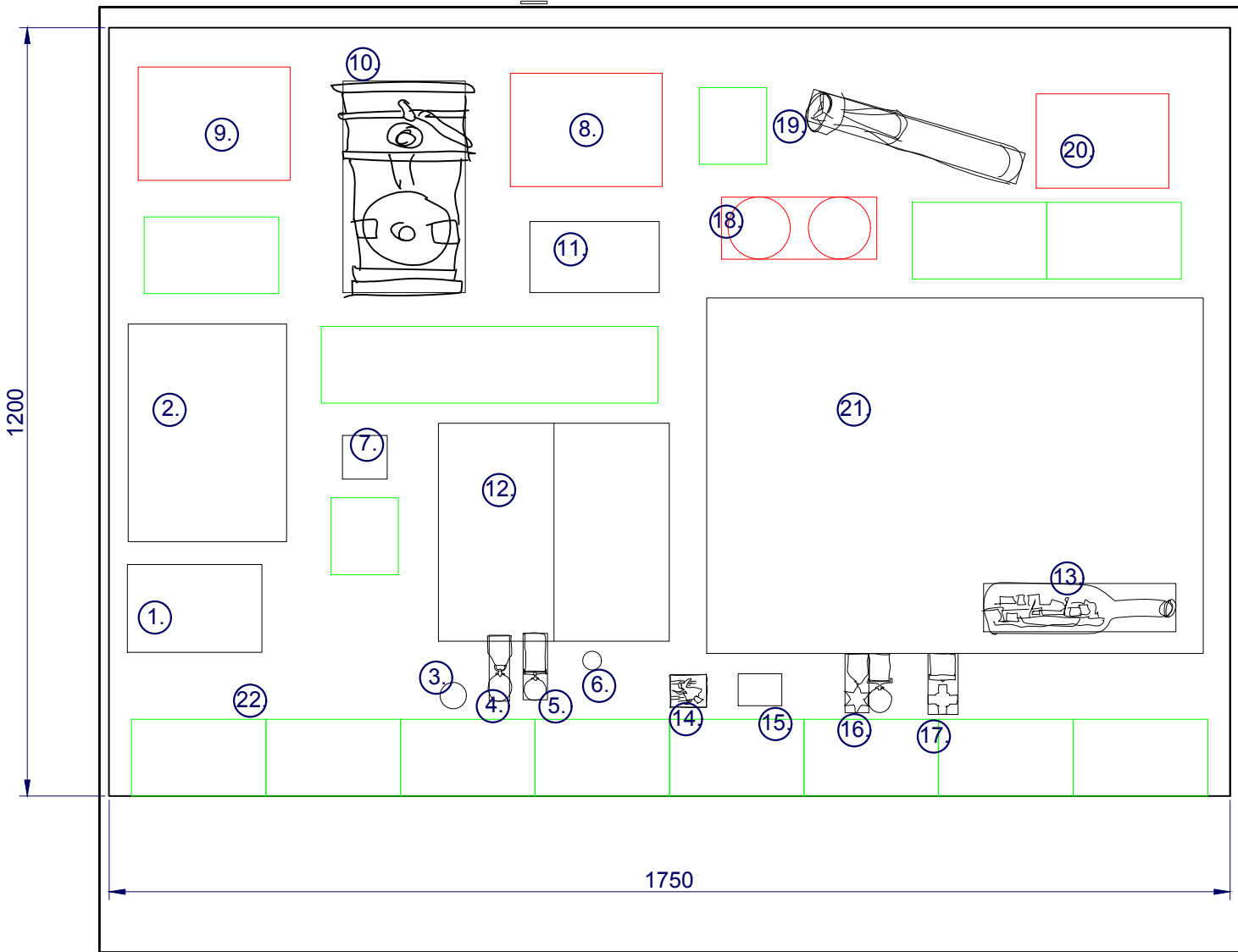
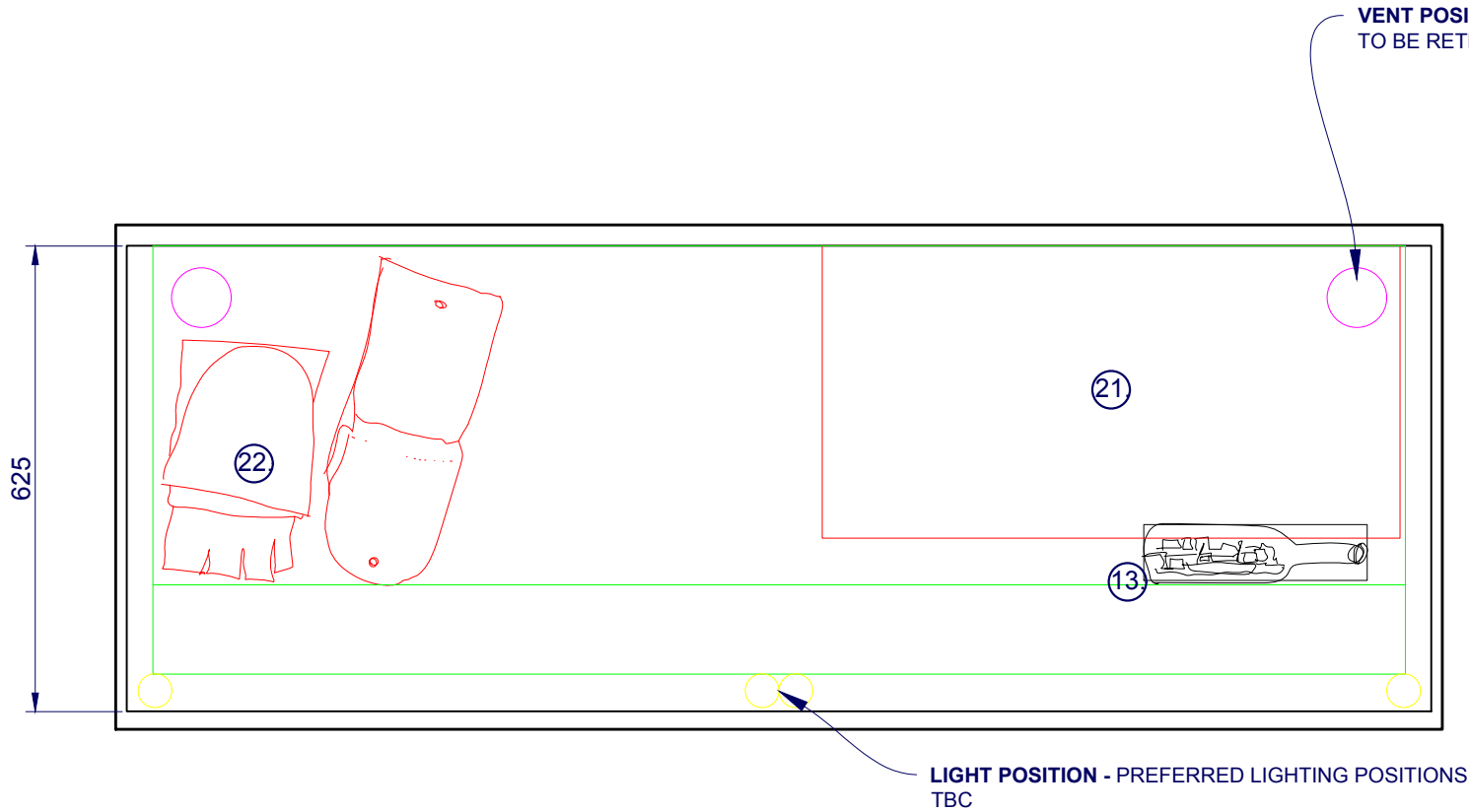
MATERIAL AND FINAL FINISH SAMPLES TO BE PROVIDED BY CONTRACTORS FOR CLIENT APPROVAL.

ENSURE NO SHARP EDGES, PENCIL RADIUS THROUGHOUT.

REV.	DATE	NOTES	REV. BY
A	31/10/22	NEW OBJECTS ADDED PIN & LAPEL BADGES	CC
*	DATE	First Issue	INITIAL

CLIENT				
NATIONAL ARMY MUSEUM				
JOB				
ARMY AT HOME				
DRAWING TITLE				
CASE LAYOUT: 2.4 D				
LEST WE FORGET				
AUTHOR		DATE		APPROVED
CC		19/10/2022		**
SCALES		1:5 @A3		READ WITH
DRAWING No		**** * ** *****		
5782		01 50 244		A
PROJECT No		AREA No	DWG TYPE	DWG No REV
DRAWING STATUS				
For Review				
FOR EXPLANATIONS OF DRAWING CODES AND OTHER DRAWING INFORMATION SEE PLB DRAWING RESOURCE FIL				

NEW CASE
FREESTANDING/WALL CASE



1. RUSSIAN PRISONERS FROM BOMARSUND, DEVONSHIRE HULK
SEPT 30 1854 SHAVING
NAM. 1976-10-2 - 1
2. HUMBERT: GÉNÉRAL DES ARMEÉS DE LA RÉPUPLIQUE FSE [SIC] TEL QUIT ÉTOIT
À LA BATAILLE DE CASTLEBAR EN IRLANDE
NAM. 1975-05-62 - 1
3. MEDAL COMMEMORATING THE PROJECTED INVASION OF ENGLAND, 1804
NAM. 1963-10-52 - 1
4. TERRITORIAL EFFICIENCY MEDAL
NAM. 2001-04-38 - 1
5. BRITISH WAR MEDAL 1914-20
NAM. 2001-04-37 - 1
6. COMMEMORATIVE MEDAL
NAM. 1985-06-38 - 1
7. CARD/WIRE?
NAM. 1963-01-57 - 4
8. GERMAN PRISONERS RECEIVING PARCELS FROM GERMANY
AT HANDFORTH CAMP IN CHESHIRE, 1917
NAM. 1978-11-157-6 - 31
9. GUN PHOTOGRAPH
NAM. 1988-06-23 - 1
10. LAMP
NAM. 2020-07-10-1 - 1
11. PRESS CUTTING PLANE OUTLINES
NAM. 1994-07-205 - 4
12. PAMPHLET, 'CIVIL DEFENCE IN BRITAIN', APRIL 1957.
NAM. 1989-09-32 - 6
13. A MODEL SHIP AND A COASTAL LANDSCAPE IN A BOTTLE, 1944 (C)
NAM. 2020-11-3-2 - 1
14. FORMATION BADGE
NAM. 1995-11-4 - 1
15. FORMATION BADGE
NAM. 1976-02-17 - 7
16. FRANCE AND GERMANY STAR 1944-45, L/CPL MARJORIE BUY, ATS
NAM. 2018-03-6-2 - 1
17. GEORGE CROSS, BDR HENRY HERBERT REED, ROYAL ARTILLERY, 1941
NAM. 1992-12-51 - 1
18. GLASSES, ANTI-GLARE
NAM. 1993-05-197 - 1
19. GERMAN INCENDIARY BOMB, TYPE B1.3E, 1938 (C)
NAM. 2009-09-19 - 1
20. CLEARING BOMB-DAMAGED HOUSES, LONDON, 1940
NAM. 2006-12-102 - 58
21. UNOFFICIAL UNIT FLAG, 46 (MIXED) HEAVY ANTI-AIRCRAFT REGIMENT,
ROYAL ARTILLERY, 1955
NAM. 1994-04-264 - 1
22. MITTEN
NAM. 1994-03-198 - 2



88 The Mount, York YO24 1AR

GENERAL DRAWING NOTES

© This drawing is not to be shown to any Third Party unless agreed by PLB.
DO NOT SCALE OFF THIS DRAWING except for the purposes of cost estimating & shop drawing production.
ALL DIMENSIONS TO BE CHECKED ON SITE

ALL DIMENSIONS ARE IN MILLIMETERS UNLESS OTHERWISE STATED
This drawing shows 'DESIGN INTENT' only.
It is the responsibility of the appointed contractor to finalise development, using specialists approved by PLB, & produce detailed working drawings, with a 10 year minimum lifespan.

ALL working drawings to be aesthetically approved by PLB prior to manufacture.

All Electrical & data communications systems must conform to the prevailing national regulations & any local bylaws pertaining. Unless stated otherwise all timber or timber based materials used, including sheet materials, as specified by BS 476 (or international equivalent), must be not less than Class 1 & any other material utilised must be in accordance with Class 1 spread of flame.

Exhibition/Furniture contractor to ensure that all unitary is securely and safely fixed in position where appropriate. All fixings to building fabric to be agreed/approved by client/architect. Exhibition contractor to supply samples of all finishes for approval by the client and PLB.

General

UT - Unit

GR - Graphic Item

DC - Display Case

PI - Physical Interactive

IT - Digital Interactive

AV - Audio Visual

OM - Object Mount

FN - Furniture Item

Other

SD - Scenic / Other Display

CC - Soft Furnishing / Curtains / Cushions

FT - Floor Finish / Treatment

EG - Emulsion / Gloss Paint Wall & Ceiling Finish

LS - Light Source / Fitting

FFL - Finished Floor Level

LG - Lower Ground / Basement

GF - Ground Floor

FF - First Floor

SF - Second Floor

CONTRACTOR TO SURVEY SITE WITH REFERENCE TO ARCHITECT'S DRAWINGS AND AMEND THESE UNITARY DESIGNS ACCORDINGLY, TO ENSURE CLEAN FIT TO BUILDING.

MATERIAL AND FINAL FINISH SAMPLES TO BE PROVIDED BY CONTRACTORS FOR CLIENT APPROVAL.

ENSURE NO SHARP EDGES, PENCIL RADIUS THROUGHOUT.

REV.	DATE	NOTES	REV. BY
A	22/11/22	RANGEFINDER ADDED & PHOTO REDUCED	CC
B	06/02/22	LAMP ADDED & PHOTO AND RANGEFINDER REMOVED	CC
*	DATE	First Issue	INITIAL

CLIENT	NATIONAL ARMY MUSEUM
JOB	ARMY AT HOME
DRAWING TITLE	CASE LAYOUT: 3.1 A RESISTING ATTACK
AUTHOR	CC
DATE	19/10/2022
APPROVED	**
SCALE	1:10 @A3
REVISION	**** ** *****
DRAWING NO	5782
PROJECT NO	01
AREA NO	50
DWG TYPE	311
DWG NO	A
REV	
DRAWING STATUS	For Review
FOR EXPLANATIONS OF DRAWING CODES AND OTHER DRAWING INFORMATION SEE PLB DRAWING RESOURCE FILE	

NOTES:

MINICLIMAS CONDITIONING SYSTEM, NEW UNIT TO BE INSTALLED
DRESS BASEPANEL AND BACKPANELS TO BE 18MM ZFMDF WITH DACRYLATE VARNISH AND WATER BASED EMULSION, SPRAYED FINISH, COLOUR TBC
ANGLED LABEL RAIL TO BASE OF CASE BY OTHERS
ACCESS PANEL BELOW CASE TO ACT AS KIT STORE, SECURED WITH BUDGET LOCK
ACCESS PANEL ABOVE CASE TO GIVE ACCESS TO POWER AND CEILING LIGHTING, SECURED WITH BUDGET LOCK TBC
MINICLIMA VENT POSITION TBC, VENTS TO BE SPRAY FINISHED TO MATCH BASEPANEL AND TO BE RECESSED FLUSH
NETWORKS AROUND CASE TO BE FINALISED, 5MM SHADOW GAP AROUND THE DISPLAY CASE TO ALLOW DOOR OPENING,TBC

SOC 1.7 SHO 1
WALL CASE



GENERAL DRAWING NOTES

© This drawing is not to be shown to any Third Party unless agreed by PLB.
DO NOT SCALE OFF THIS DRAWING except for the purposes of cost estimating & shop drawing production.
ALL DIMENSIONS TO BE CHECKED ON SITE

ALL DIMENSIONS ARE IN MILLIMETERS UNLESS OTHERWISE STATED
This drawing shows 'DESIGN INTENT' only.
It is the responsibility of the appointed contractor to finalise development, using specialists approved by PLB, & produce detailed working drawings, with a 10 year minimum lifespan.

ALL working drawings to be aesthetically approved by PLB prior to manufacture.

All Electrical & data communications systems must conform to the prevailing national regulations & any local bylaws pertaining.
Unless stated otherwise all timber or timber based materials used, including sheet materials, as specified by BS 476 (or international equivalent), must be not less than Class 1 & any other material utilised must be in accordance with Class 1 spread of flame.

Exhibition/Furniture contractor to ensure that all unitary is securely and safely fixed in position where appropriate. All fixings to building fabric to be agreed/approved by client/architect. Exhibition contractor to supply samples of all finishes for approval by the client and PLB.

General

UT - Unit
GR - Graphic Item
DC - Display Case
PI - Physical Interactive
IT - Digital Interactive
AV - Audio Visual
OM - Object Mount
FN - Furniture Item

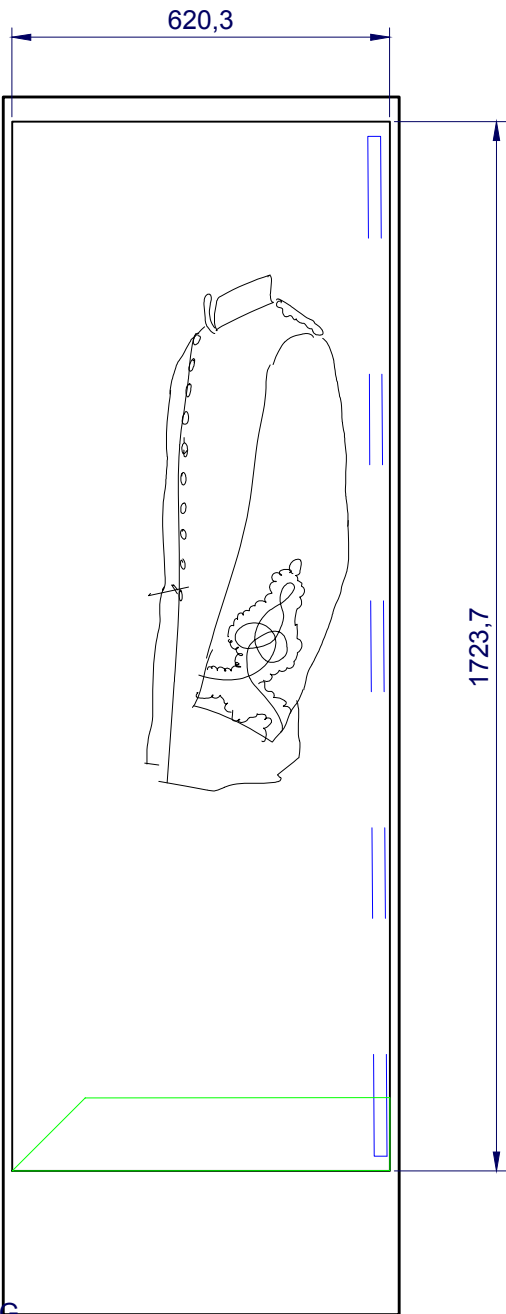
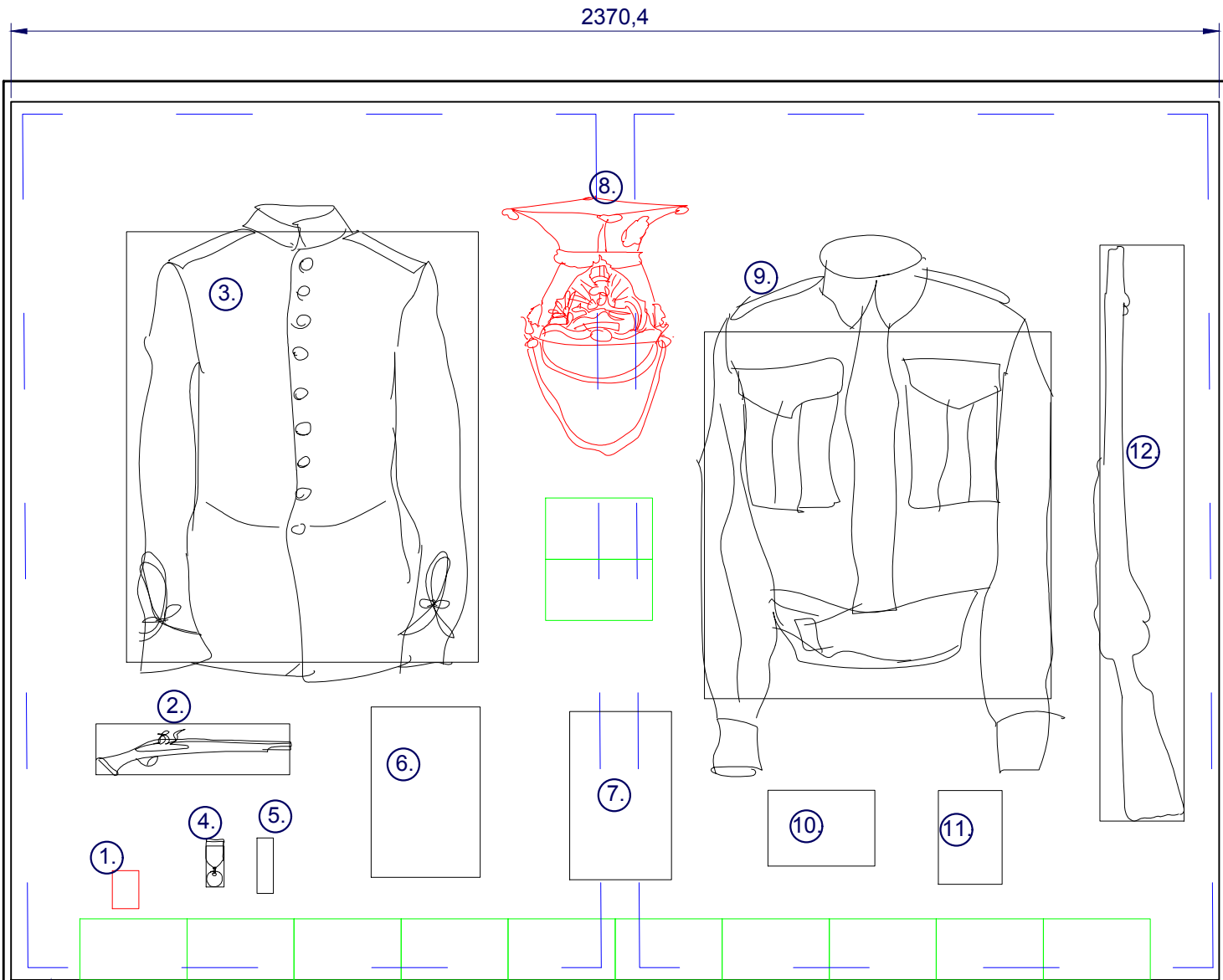
Other

SD - Scenic / Other Display
CC - Soft Furnishing / Curtains / Cushions
FT - Floor Finish / Treatment
EG - Emulsion / Gloss Paint Wall & Ceiling Finish
LS - Light Source / Fitting
FFL - Finished Floor Level
LG - Lower Ground / Basement
GF - Ground Floor
FF - First Floor
SF - Second Floor

CONTRACTOR TO SURVEY SITE WITH REFERENCE TO ARCHITECT'S DRAWINGS AND AMEND THESE UNITARY DESIGNS ACCORDINGLY, TO ENSURE CLEAN FIT TO BUILDING.

MATERIAL AND FINAL FINISH SAMPLES TO BE PROVIDED BY CONTRACTORS FOR CLIENT APPROVAL.

ENSURE NO SHARP EDGES, PENCIL RADIUS THROUGHOUT.



VENT POSITION -
NEW MINICLIMA VENT POSITIONS
TO BE RETROFITTED POSITION
TBC

①. SHOULDER BELT PLATE, OFFICER
NAM. 1984-06-123 - 1

②. PISTOL, FLINTLOCK, NEW LAND PATTERN
NAM. 1989-05-237 - 1

③. TUNIC
NAM. 1986-04-109 - 1

④. SHOOTING MEDAL
NAM. 2000-10-74 - 1

⑤. LONG SERVICE AND GOOD CONDUCT MEDAL, ARMY
NAM. 1951-11-59 - 32

⑥. ARMY RESERVE (SPECIAL RESERVISTS) SIX YEARS SERVICE
FORM BELONGING TO THOMAS WILLIAM LEE
NAM. 2001-07-590 - 2

⑦. REGIMENTAL ORDER
PLANS FOR THE PROTECTION OF WORTHING
NAM. 1996-11-63 - 1

⑧. CHAPKA
NAM. 1983-10-167 - 1

⑨. BLOUSE
NAM. 1959-11-20 - 1

⑩. HOME GUARD POCKET BOOK
NAM. 2018-07-7-3 - 1

⑪. A GUIDE FOR EMPLOYERS, WHY HAVING RESERVISTS IS GOOD FOR YOUR BUSINESS
NAM. 2018-06-4-1 - 1

⑫. WOODEN REPLICA OF AN SHORT MAGAZINE
LEE-ENFIELD RIFLE, 1940 (C)
NAM. 2004-11-125 - 1

REV.	DATE	NOTES	REV. BY
A	31/10/22	BELT PLATE, BOOKLETS ADDED SWORD AND DRUM REMOVED	CC
*	DATE	First Issue	INITIAL

CLIENT NATIONAL ARMY MUSEUM			
JOB ARMY AT HOME			
DRAWING TITLE CASE LAYOUT: 3.2 A CITIZEN SOLDIERS			
AUTHOR CC		DATE 19/10/2022	APPROVED **
SCALE NTS @A3		READ WITH *****	
DRAWING No 5782 01 50 321 A			
PROJECT No		AREA No	DWG TYPE DWG No REV
DRAWING STATUS For Review			
FOR EXPLANATIONS OF DRAWING CODES AND OTHER DRAWING INFORMATION SEE PLB DRAWING RESOURCE FILE			

SOC 2.4 SHO 2 WALL CASE

NOTES:

MINICLIMAS CONDITIONING SYSTEM, NEW UNIT TO BE INSTALLED
DRESS BASEPANEL AND BACKPANELS TO BE 18MM ZFMDF WITH DACRYLATE VARNISH
AND WATER BASED EMULSION, SPRAYED FINISH, COLOUR TBC
ANGLED LABEL RAIL TO BASE OF CASE BY OTHERS
ACCESS PANEL BELOW CASE TO ACT AS KIT STORE, SECURED WITH BUDGET LOCK
ACCESS PANEL ABOVE CASE TO GIVE ACCESS TO POWER AND CEILING LIGHTING,
SECURED WITH BUDGET LOCK TBC
MINICLIMA VENT POSITION TBC, VENTS TO BE SPRAY FINISHED TO MATCH BASEPANEL AND
TO BE RECESSED FLUSH
NETWORKS AROUND CASE TO BE FINALISED, 5MM SHADOW GAP AROUND THE DISPLAY
CASE TO ALLOW DOOR OPENING,TBC

- ①

MUSKET, FLINTLOCK, .78 IN MILITIA/MARINE PATTERN
NAM. 1975-07-54 - 1
- ②

OFFICER'S GRENADIER CAP, 1760 (C)
NAM. 1963-09-290 - 1
- ③

SHOULDER BELT PLATE, OFFICER
NAM. 1984-06-112 - 1
- ④

EXEMPLIFICATION AND INQUISITION
NAM. 1968-07-182 - 291
- ⑤

LEATHER PAYMASTER'S WALLET USED BY THE MIDDLESEX
(WESTMINSTER) MILITIA, 1799
NAM. 1992-10-107 - 1
- ⑥

RUMMER, LOYAL LEICESTERSHIRE VOLUNTEER
CAVALRY, 1805 (C).
NAM. 1988-08-88 - 1
- ⑦

SWORD, HANGER, INFANTRY
NAM. 1992-09-234 - 1
- ⑧

MINIATURE ON IVORY
COLONEL CHARLES ROOKE (1746-1827) 1794 (C)
NAM. 1964-02-37 - 1



88 The Mount, York YO24 1AR

GENERAL DRAWING NOTES

© This drawing is not to be shown to any Third Party unless agreed by PLB.
DO NOT SCALE OFF THIS DRAWING except for the purposes of cost estimating & shop drawing production.
ALL DIMENSIONS TO BE CHECKED ON SITE

ALL DIMENSIONS ARE IN MILLIMETERS UNLESS OTHERWISE STATED
This drawing shows 'DESIGN INTENT' only.
It is the responsibility of the appointed contractor to finalise development, using specialists approved by PLB, & produce detailed working drawings, with a 10 year minimum lifespan.

ALL working drawings to be aesthetically approved by PLB prior to manufacture.

All Electrical & data communications systems must conform to the prevailing national regulations & any local bylaws pertaining.
Unless stated otherwise all timber or timber based materials used, including sheet materials, as specified by BS 476 (or international equivalent), must be not less than Class 1 & any other material utilised must be in accordance with Class 1 spread of flame.

Exhibition/Furniture contractor to ensure that all unitary is securely and safely fixed in position where appropriate. All fixings to building fabric to be agreed/approved by client/architect. Exhibition contractor to supply samples of all finishes for approval by the client and PLB.

General

UT - Unit
GR - Graphic Item
DC - Display Case
PI - Physical Interactive
IT - Digital Interactive
AV - Audio Visual
OM - Object Mount
FN - Furniture Item

Other

SD - Scenic / Other Display
CC - Soft Furnishing / Curtains / Cushions
FT - Floor Finish / Treatment
EG - Emulsion / Gloss Paint Wall & Ceiling Finish
LS - Light Source / Fitting
FFL - Finished Floor Level
LG - Lower Ground / Basement
GF - Ground Floor
FF - First Floor
SF - Second Floor

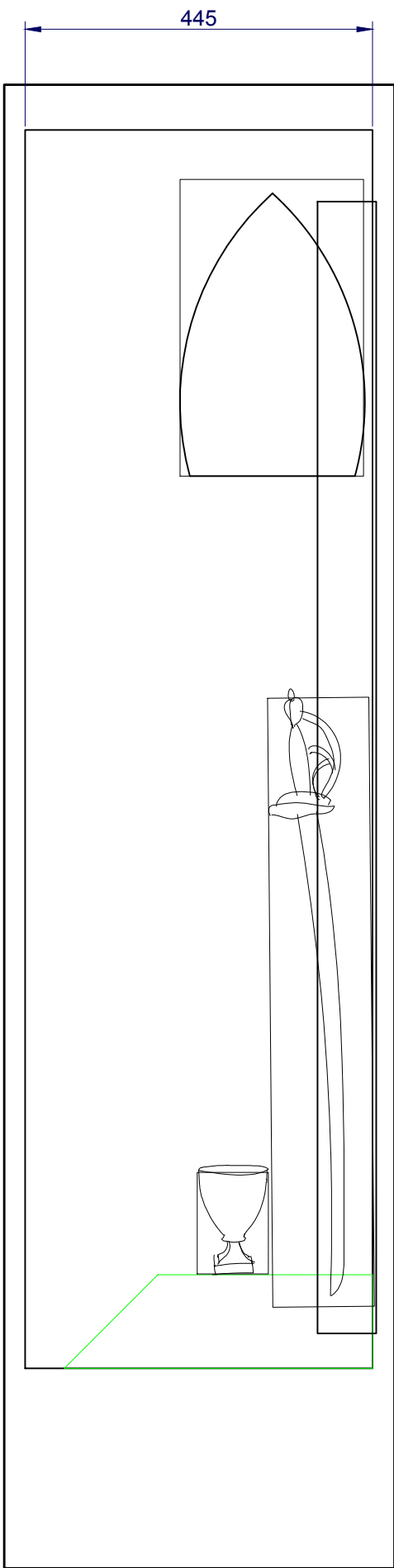
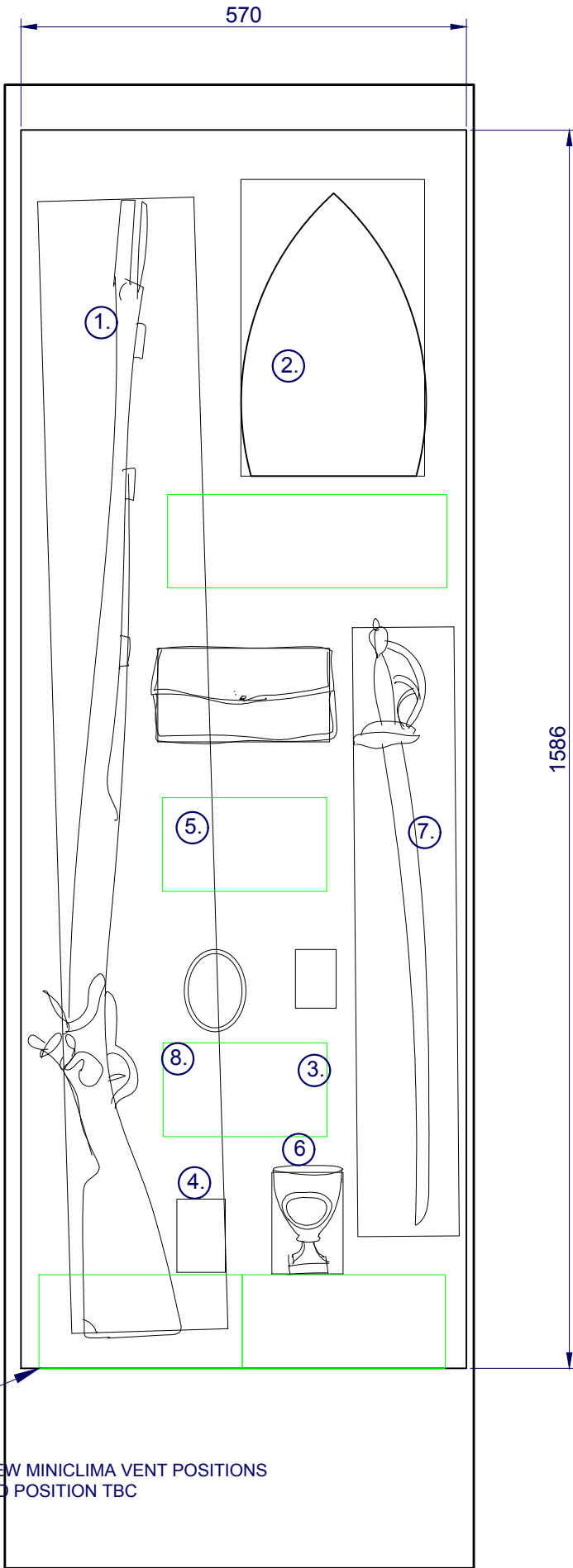
CONTRACTOR TO SURVEY SITE WITH REFERENCE TO ARCHITECT'S DRAWINGS AND AMEND THESE UNITARY DESIGNS ACCORDINGLY, TO ENSURE CLEAN FIT TO BUILDING.

MATERIAL AND FINAL FINISH SAMPLES TO BE PROVIDED BY CONTRACTORS FOR CLIENT APPROVAL.

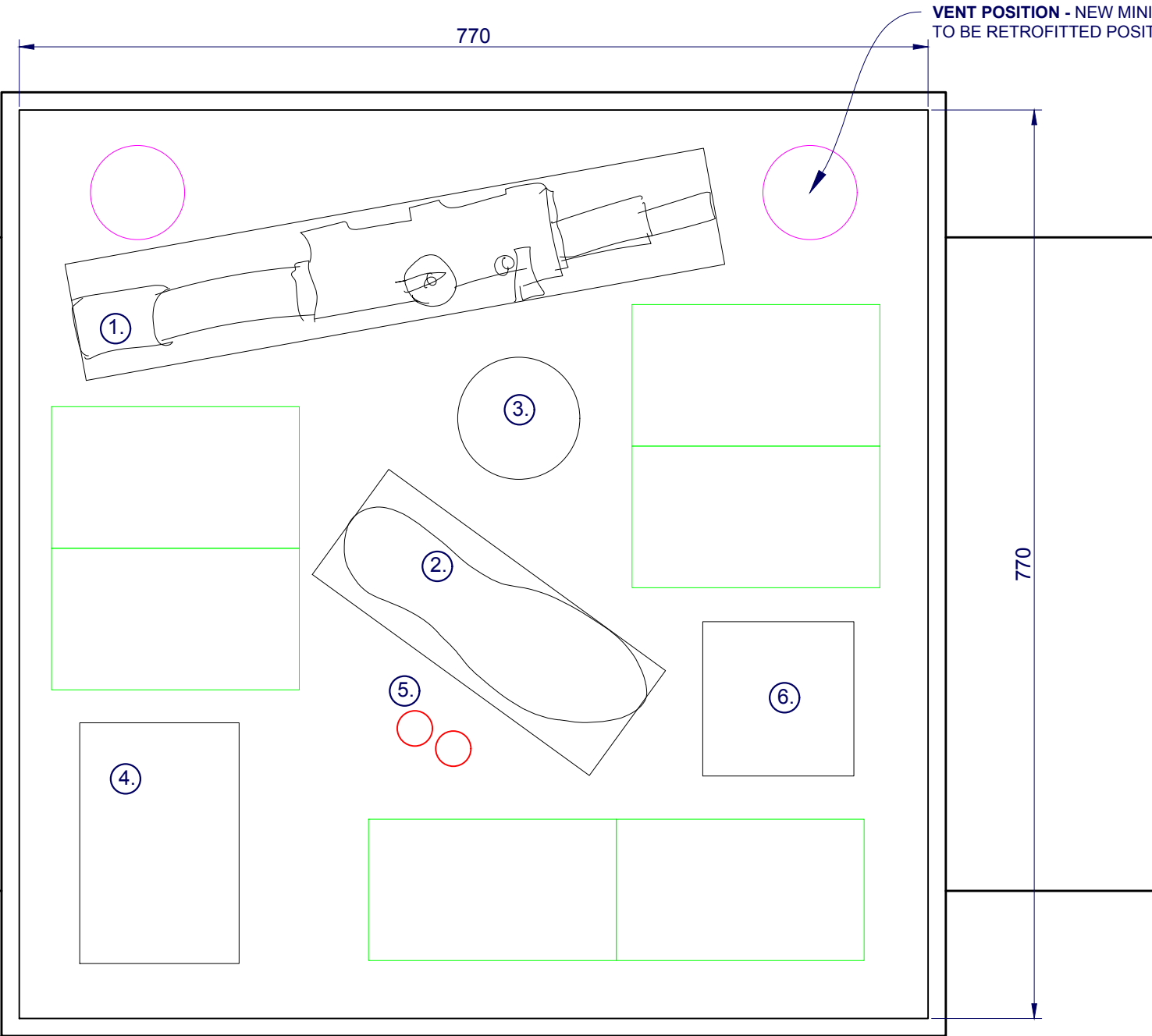
ENSURE NO SHARP EDGES, PENCIL RADIUS THROUGHOUT.

REV.	DATE	NOTES	REV. BY
A	31/10/22	SWORD ADDED, JIG, BAYONETS POSTER REMOVED	CC
B	22/11/22	MINIATURE ADDED	CC
*	DATE	First Issue	INITIAL

CLIENT NATIONAL ARMY MUSEUM		
JOB ARMY AT HOME		
DRAWING TITLE CASE LAYOUT: 3.2 B CITIZEN SOLDIERS		
AUTHOR CC	DATE 19/10/2022	APPROVED **
SCALE 1:8 @A3	REVISION *****	
DRAWING NO 5782	01	50 322 B
PROJECT No	AREA No	DWG TYPE DWG No REV
DRAWING STATUS For Review		
FOR EXPLANATIONS OF DRAWING CODES AND OTHER DRAWING INFORMATION SEE PLB DRAWING RESOURCE FILE		



VENT POSITION - NEW MINICLIMA VENT POSITIONS
TO BE RETROFITTED POSITION TBC

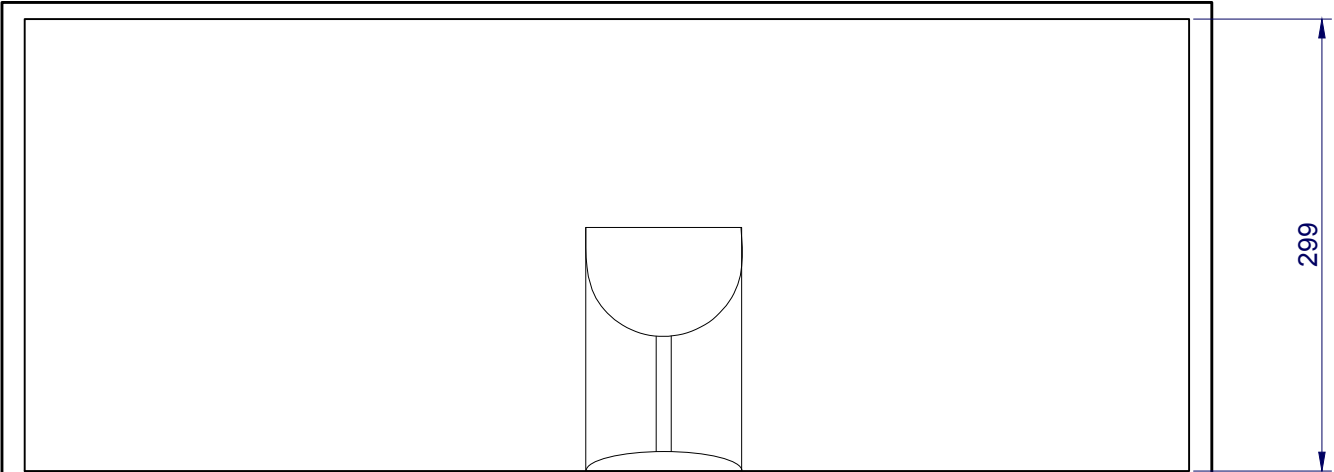


VENT POSITION - NEW MINICLIMA VENT POSITIONS
TO BE RETROFITTED POSITION TBC


SOC 3.2 SHO 3 DESKTOP CASE

NOTES:
MINICLIMAS CONDITIONING SYSTEM, NEW UNIT TO BE INSTALLED
DRESS BASEPANEL TO BE 18MM ZFMDF WITH DACRYLATE VARNISH AND WATER BASED EMULSION, SPRAYED FINISH, COLOUR TBC
ACCESS PANEL BELOW CASE TO ACT AS KIT STORE, SECURED WITH BUDGET LOCK
MINICLIMA VENT POSITION TBC, VENTS TO BE SPRAY FINISHED TO MATCH BASEPANEL AND TO BE RECESSED FLUSH
SETWORKS AROUND CASE TO BE FINALISED, 5MM SHADOW GAP AROUND THE DISPLAY CASE TO ALLOW DOOR OPENING,TBC

- 1. RANGEFINDER
NAM. 1982-08-172 - 1
- 2. OVERSHOE
NAM. 2002-11-159 - 1
- 3. GOBLET
NAM. 1994-01-1-191 - 1
- 4. STATUTORY INSTRUMENTS 1980, NO 38. THE OTTERBURN TRAINING
AREA (AMENDMENT) BYELAWS.
NAM. 2001-05-605 - 21
- 5. BUTTON
NAM. 1959-09-207 - 1
- 6. NEW CAVALRY BARRACKS, COLCHESTER.
ETCHING
NAM. 1997-05-73 - 1



299



88 The Mount, York YO24 1AR

GENERAL DRAWING NOTES

© This drawing is not to be shown to any Third Party unless agreed by PLB.
DO NOT SCALE OFF THIS DRAWING except for the purposes of cost estimating & shop drawing production.
ALL DIMENSIONS TO BE CHECKED ON SITE

ALL DIMENSIONS ARE IN MILLIMETERS UNLESS OTHERWISE STATED
This drawing shows 'DESIGN INTENT' only.
It is the responsibility of the appointed contractor to finalise development, using specialists approved by PLB, & produce detailed working drawings, with a 10 year minimum lifespan.

ALL working drawings to be aesthetically approved by PLB prior to manufacture.

All Electrical & data communications systems must conform to the prevailing national regulations & any local bylaws pertaining. Unless stated otherwise all timber or timber based materials used, including sheet materials, as specified by BS 476 (or international equivalent), must be not less than Class 1 & any other material utilised must be in accordance with Class 1 spread of flame.

Exhibition/Furniture contractor to ensure that all unitary is securely and safely fixed in position where appropriate. All fixings to building fabric to be agreed/approved by client/architect. Exhibition contractor to supply samples of all finishes for approval by the client and PLB.

General

- UT - Unit
- GR - Graphic Item
- DC - Display Case
- PI - Physical Interactive
- IT - Digital Interactive
- AV - Audio Visual
- OM - Object Mount
- FN - Furniture Item

Other

- SD - Scenic / Other Display
- CC - Soft Furnishing / Curtains / Cushions
- FT - Floor Finish / Treatment
- EG - Emulsion / Gloss Paint Wall & Ceiling Finish
- LS - Light Source / Fitting
- FFL - Finished Floor Level
- LG - Lower Ground / Basement
- GF - Ground Floor
- FF - First Floor
- SF - Second Floor

CONTRACTOR TO SURVEY SITE WITH REFERENCE TO ARCHITECTS DRAWINGS AND AMEND THESE UNITARY DESIGNS ACCORDINGLY, TO ENSURE CLEAN FIT TO BUILDING.

MATERIAL AND FINAL FINISH SAMPLES TO BE PROVIDED BY CONTRACTORS FOR CLIENT APPROVAL.

ENSURE NO SHARP EDGES, PENCIL RADIUS THROUGHOUT.

REV.	DATE	NOTES	REV. BY
A	31/10/22	BUTTONS PHOTO ADDED & IMAGE SWAPPED	CC
B	22/11/22	RANGEFINDER REMOVED LAMP & POSTCARD ADDED	CC
C	06/02/23	RANGEFINDER ADDED LAMP & IMAGES REMOVED	CC
*	DATE	First Issue	INITIAL

CLIENT NATIONAL ARMY MUSEUM			
JOB ARMY AT HOME			
DRAWING TITLE CASE LAYOUT: 3.3 A LANDSCAPE OF LEGACY			
AUTHOR CC	DATE 19/10/2022	APPROVED **	
SCALE 1:5 @A3	REVISION *****		
DRAWING NO 5782 01 50 331 C			
PROJECT No AREA No DWG TYPE DWG No REV			
DRAWING STATUS For Review			
FOR EXPLANATIONS OF DRAWING CODES AND OTHER DRAWING INFORMATION SEE PLB DRAWING RESOURCE FILE			

GENERAL DRAWING NOTES

© This drawing is not to be shown to any Third Party unless agreed by PLB.
DO NOT SCALE OFF THIS DRAWING except for the purposes of cost estimating & shop drawing production.
ALL DIMENSIONS TO BE CHECKED ON SITE

ALL DIMENSIONS ARE IN MILLIMETERS UNLESS OTHERWISE STATED
This drawing shows 'DESIGN INTENT' only.
It is the responsibility of the appointed contractor to finalise development, using specialists approved by PLB, & produce detailed working drawings, with a 10 year minimum lifespan.

ALL working drawings to be aesthetically approved by PLB prior to manufacture.

All Electrical & data communications systems must conform to the prevailing national regulations & any local bylaws pertaining.
Unless stated otherwise all timber or timber based materials used, including sheet materials, as specified by BS 476 (or international equivalent), must be not less than Class 1 & any other material utilised must be in accordance with Class 1 spread of flame.

Exhibition/Furniture contractor to ensure that all unitary is securely and safely fixed in position where appropriate. All fixings to building fabric to be agreed/approved by client/architect. Exhibition contractor to supply samples of all finishes for approval by the client and PLB.

General

UT - Unit
GR - Graphic Item
DC - Display Case
PI - Physical Interactive
IT - Digital Interactive
AV - Audio Visual
OM - Object Mount
FN - Furniture Item

Other

SD - Scenic / Other Display
CC - Soft Furnishing / Curtains / Cushions
FT - Floor Finish / Treatment
EG - Emulsion / Gloss Paint Wall & Ceiling Finish
LS - Light Source / Fitting
FFL - Finished Floor Level
LG - Lower Ground / Basement
GF - Ground Floor
FF - First Floor
SF - Second Floor

CONTRACTOR TO SURVEY SITE WITH REFERENCE TO ARCHITECT'S DRAWINGS AND AMEND THESE UNITARY DESIGNS ACCORDINGLY, TO ENSURE CLEAN FIT TO BUILDING.

MATERIAL AND FINAL FINISH SAMPLES TO BE PROVIDED BY CONTRACTORS FOR CLIENT APPROVAL.

ENSURE NO SHARP EDGES, PENCIL RADIUS THROUGHOUT.

REV.	DATE	NOTES	REV. BY
-	--/---/---	--	CC
*	DATE	First Issue	INITIAL

CLIENT			
NATIONAL ARMY MUSEUM			
JOB			
ARMY AT HOME			
DRAWING TITLE			
CASE LAYOUT: 4.1 POLICING THE PEOPLE			
AUTHOR		DATE	APPROVED
CC		06/10/2022	**
SCALES		NTS @A3	READ WITH *****
DRAWING No			
5782		01 50 411	A
PROJECT No		AREA No	DWG TYPE DWG No REV
DRAWING STATUS			
For Review			
FOR EXPLANATIONS OF DRAWING CODES AND OTHER DRAWING INFORMATION SEE PLB DRAWING RESOURCE FIL			

SOC 1.9 SHO 2 WALL CASE

NOTES:

MINICLIMAS CONDITIONING SYSTEM, EXISTING TO BE REFITTED TO CASE

DRESS BASEPANEL AND BACKPANELS TO BE 18MM ZFMDF WITH DACRYLATE VARNISH AND WATER BASED EMULSION, SPRAYED FINISH, COLOUR TBC

ANGLED LABEL RAIL TO BASE OF CASE BY OTHERS


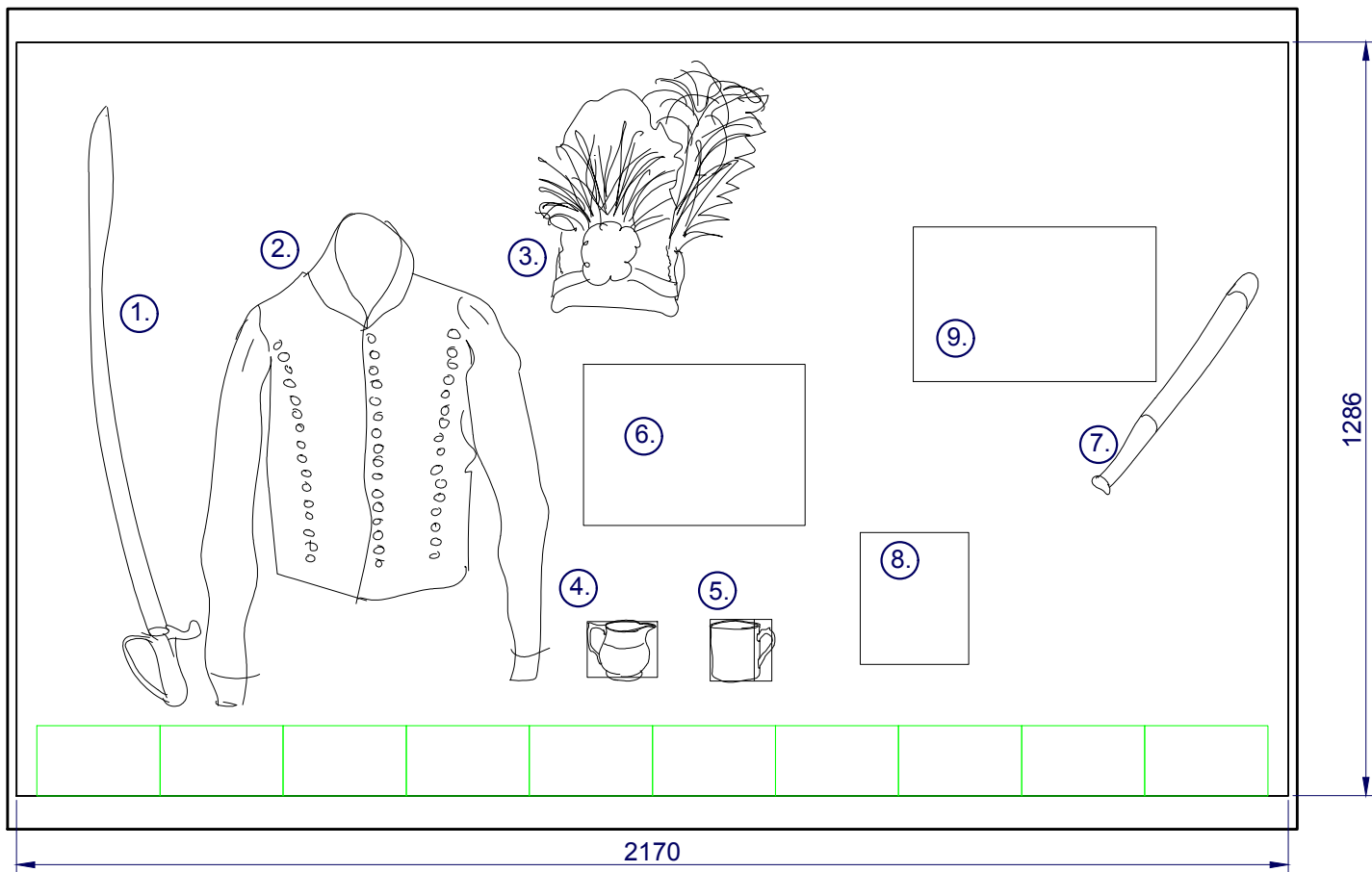

ACCESS PANEL BELOW CASE TO ACT AS KIT STORE, SECURED WITH BUDGET LOCK

ACCESS PANEL ABOVE CASE TO GIVE ACCESS TO POWER AND CEILING LIGHTING, SECURED WITH BUDGET LOCK TBC

MINICLIMA VENT POSITION TBC, VENTS TO BE SPRAY FINISHED TO MATCH BASEPANEL AND TO BE RECESSED FLUSH

SETWORKS AROUND CASE TO BE FINALISED, 5MM SHADOW GAP AROUND THE DISPLAY CASE TO ALLOW DOOR OPENING,TBC

VENT POSITION - NEW MINICLIMA VENT POSITIONS
TO BE RETROFITTED POSITION TBC



①. SWORD, DRAGOON, PATTERN 1788
NAM. 1987-09-5 - 1

②. WILTSHIRE YEOMANRY SHORT JACKET, 1805 (C)
NAM. 1960-07-63 - 1

③. HELMET, TARLETON OR LIGHT DRAGOON PATTERN, OFFICERS',
BUCKINGHAMSHIRE YEOMANRY CAVALRY, 1800 (C)
NAM. 1960-07-61 - 1

④. CREAMWARE JUG COMMEMORATING
THE PETERLOO MASSACRE, 1819
NAM. 2015-03-8 - 1

⑤. SUCCESS TO THE/ MANCHESTER CAVALRY
NAM. 2006-08-15 - 1

⑥. SIR WILLIAM COURTENAY ALIAS JOHN THOM,
THE PRETENDED MESSIAH AND HIS CREDULOUS FOLLOWERS
NAM. 1972-07-45 - 1

⑦. TRUNCHEON

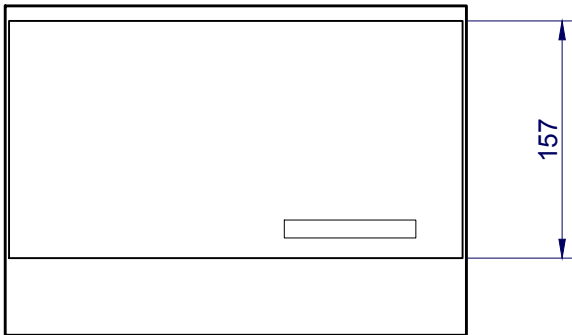
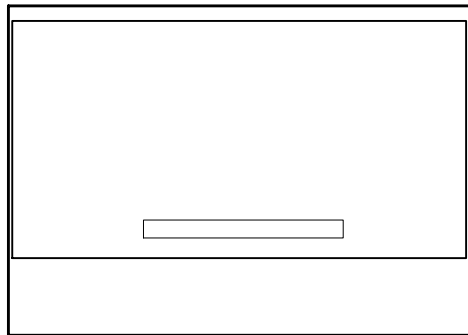
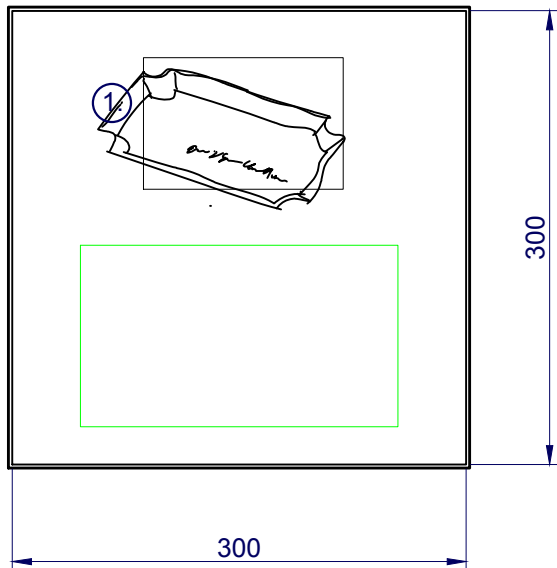
⑧. LETTER FROM GEN CHARLES NAPIER
TO HIS SISTER LADY BUNBURY, 28 JULY 1839
NAM. 2005-06-724 - 2

⑨. 'SCOTS GUARDS FIRING AT HOUSE IN SIDNEY ST
WHERE HOUNDSDITCH ASSASSINS WERE', 1911
NAM. 2021-10-2-1 - 1

SOC 1.2.4 SHO 1 DESKTOP CASE

NOTES:

DRESS BASEPANEL TO BE 18MM ZFMDF WITH DACRYLATE VARNISH AND WATER BASED EMULSION, SPRAYED FINISH, COLOUR TBC
ACCESS PANEL BELOW CASE TO ACT AS KIT STORE, SECURED WITH BUDGET LOCK
NETWORKS AROUND CASE TO BE FINALISED, 5MM SHADOW GAP AROUND THE DISPLAY
CASE TO ALLOW DOOR OPENING,TBC



①. SILVER ASHTRAY, 1926
NAM. 2003-01-11 - 1



88 The Mount, York YO24 1AR

GENERAL DRAWING NOTES

© This drawing is not to be shown to any Third Party unless agreed by PLB.
DO NOT SCALE OFF THIS DRAWING except for the purposes of cost estimating & shop drawing production.
ALL DIMENSIONS TO BE CHECKED ON SITE

ALL DIMENSIONS ARE IN MILLIMETERS UNLESS OTHERWISE STATED
This drawing shows 'DESIGN INTENT' only.
It is the responsibility of the appointed contractor to finalise development, using specialists approved by PLB, & produce detailed working drawings, with a 10 year minimum lifespan.

ALL working drawings to be aesthetically approved by PLB prior to manufacture.

All Electrical & data communications systems must conform to the prevailing national regulations & any local bylaws pertaining.
Unless stated otherwise all timber or timber based materials used, including sheet materials, as specified by BS 476 (or international equivalent), must be not less than Class 1 & any other material utilised must be in accordance with Class 1 spread of flame.

Exhibition/Furniture contractor to ensure that all unitary is securely and safely fixed in position where appropriate. All fixings to building fabric to be agreed/approved by client/architect. Exhibition contractor to supply samples of all finishes for approval by the client and PLB.

General

UT - Unit
GR - Graphic Item
DC - Display Case
PI - Physical Interactive
IT - Digital Interactive
AV - Audio Visual
OM - Object Mount
FN - Furniture Item

Other

SD - Scenic / Other Display
CC - Soft Furnishing / Curtains / Cushions
FT - Floor Finish / Treatment
EG - Emulsion / Gloss Paint Wall & Ceiling Finish
LS - Light Source / Fitting
FFL - Finished Floor Level
LG - Lower Ground / Basement
GF - Ground Floor
FF - First Floor
SF - Second Floor

CONTRACTOR TO SURVEY SITE WITH REFERENCE TO ARCHITECT'S DRAWINGS AND AMEND THESE UNITARY DESIGNS ACCORDINGLY, TO ENSURE CLEAN FIT TO BUILDING.

MATERIAL AND FINAL FINISH SAMPLES TO BE PROVIDED BY CONTRACTORS FOR CLIENT APPROVAL.

ENSURE NO SHARP EDGES, PENCIL RADIUS THROUGHOUT.

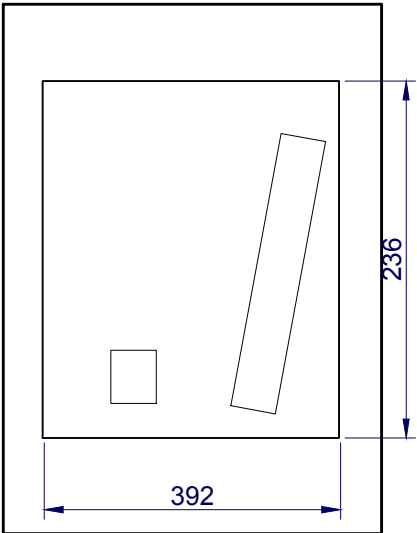
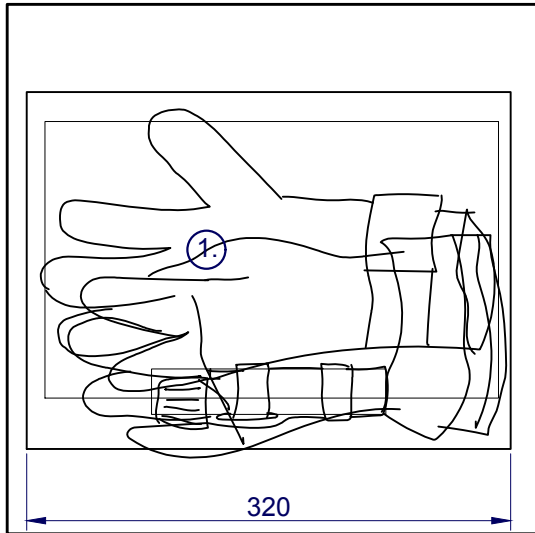
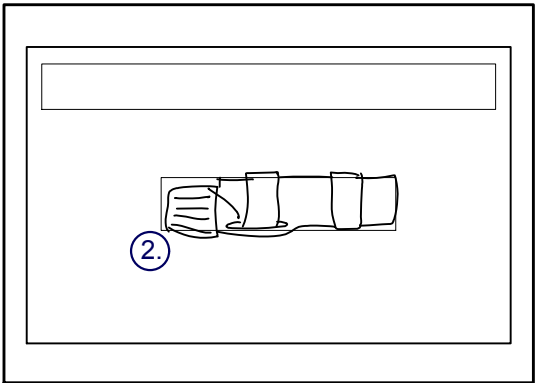
REV.	DATE	NOTES	REV. BY
A	31/10/22	CASE SWAPPED	CC
*	DATE	First Issue	INITIAL

CLIENT				NATIONAL ARMY MUSEUM			
JOB							
ARMY AT HOME							
DRAWING TITLE							
CASE LAYOUT: 4.2 A							
IN CASE OF EMERGENCY							
AUTHOR		DATE		APPROVED			
CC		06/10/2022		**			
SCALES		1:5@A3		READ WITH			
				***** ** *****			
DRAWING No							
5782		01		50		421	
PROJECT No		AREA No		DWG TYPE		DWG No	
REV							
DRAWING STATUS							
For Review							
FOR EXPLANATIONS OF DRAWING CODES AND OTHER							
DRAWING INFORMATION SEE PLB DRAWING RESOURCE FILE							

SOC 2.4 SHO 4 WALL CASE

NOTES:

DRESS BASEPANEL AND BACKPANELS TO BE 18MM ZFMDF WITH DACRYLATE VARNISH AND WATER BASED EMULSION, SPRAYED FINISH, COLOUR TBC
ACCESS PANEL BELOW CASE TO ACT AS KIT STORE, SECURED WITH BUDGET LOCK
ACCESS PANEL ABOVE CASE TO GIVE ACCESS TO POWER AND CEILING LIGHTING, SECURED WITH BUDGET LOCK TBC
NETWORKS AROUND CASE TO BE FINALISED, 5MM SHADOW GAP AROUND THE DISPLAY CASE TO ALLOW DOOR OPENING,TBC



- ①. GLOVE, DIVING
NAM. 2015-07-15 - 1
- ②. MINI Q40 DIVING TORCH, 2014 (C)
NAM. 2015-07-15 - 2

GENERAL DRAWING NOTES

© This drawing is not to be shown to any Third Party unless agreed by PLB.
DO NOT SCALE OFF THIS DRAWING except for the purposes of cost estimating & shop drawing production.
ALL DIMENSIONS TO BE CHECKED ON SITE

ALL DIMENSIONS ARE IN MILLIMETERS UNLESS OTHERWISE STATED
This drawing shows 'DESIGN INTENT' only.
It is the responsibility of the appointed contractor to finalise development, using specialists approved by PLB, & produce detailed working drawings, with a 10 year minimum lifespan.

ALL working drawings to be aesthetically approved by PLB prior to manufacture.

All Electrical & data communications systems must conform to the prevailing national regulations & any local bylaws pertaining.
Unless stated otherwise all timber or timber based materials used, including sheet materials, as specified by BS 476 (or international equivalent), must be not less than Class 1 & any other material utilised must be in accordance with Class 1 spread of flame.

Exhibition/Furniture contractor to ensure that all unitary is securely and safely fixed in position where appropriate. All fixings to building fabric to be agreed/approved by client/architect. Exhibition contractor to supply samples of all finishes for approval by the client and PLB.

General

UT - Unit
GR - Graphic Item
DC - Display Case
PI - Physical Interactive
IT - Digital Interactive
AV - Audio Visual
OM - Object Mount
FN - Furniture Item

Other

SD - Scenic / Other Display
CC - Soft Furnishing / Curtains / Cushions
FT - Floor Finish / Treatment
EG - Emulsion / Gloss Paint Wall & Ceiling Finish
LS - Light Source / Fitting
FFL - Finished Floor Level
LG - Lower Ground / Basement
GF - Ground Floor
FF - First Floor
SF - Second Floor

CONTRACTOR TO SURVEY SITE WITH REFERENCE TO ARCHITECT'S DRAWINGS AND AMEND THESE UNITARY DESIGNS ACCORDINGLY, TO ENSURE CLEAN FIT TO BUILDING.

MATERIAL AND FINAL FINISH SAMPLES TO BE PROVIDED BY CONTRACTORS FOR CLIENT APPROVAL.

ENSURE NO SHARP EDGES, PENCIL RADIUS THROUGHOUT.

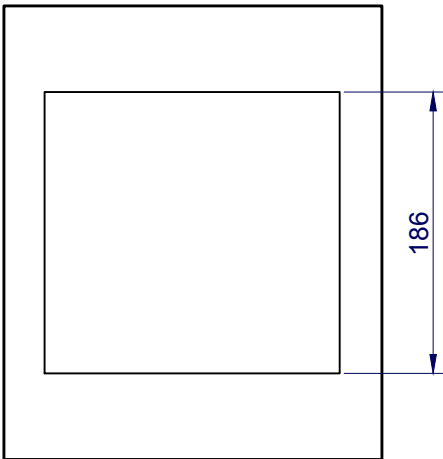
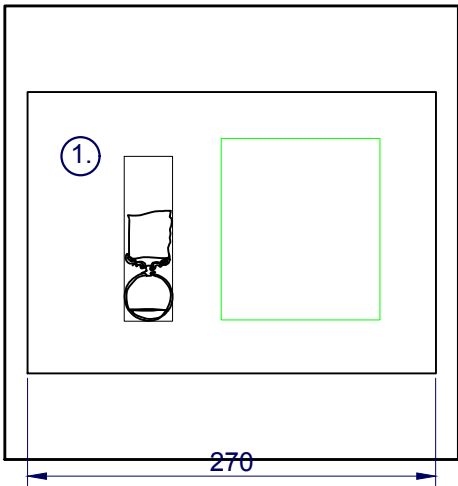

REV.	DATE	NOTES	REV. BY
A	31/10/22	GLOVES & TORCH ADDED	CC
*	DATE	First Issue	INITIAL

CLIENT				
NATIONAL ARMY MUSEUM				
JOB				
ARMY AT HOME				
DRAWING TITLE				
CASE LAYOUT: 4.2 B				
IN CASE OF EMERGENCY				
AUTHOR		DATE		APPROVED
CC		06/10/2022		**
SCALES		READ WITH		
1:5 @A3		*****		
DRAWING No				
5782 01 50 422 -				
PROJECT No		AREA No	DWG TYPE	DWG No REV
DRAWING STATUS				
For Review				
FOR EXPLANATIONS OF DRAWING CODES AND OTHER				
DRAWING INFORMATION SEE PLB DRAWING RESOURCE FIL				

SOC 2.5 SHO 1 WALL CASE

NOTES:

DRESS BASEPANEL AND BACKPANELS TO BE 18MM ZFMDF WITH DACRYLATE VARNISH AND WATER BASED EMULSION, SPRAYED FINISH, COLOUR TBC
ACCESS PANEL BELOW CASE TO ACT AS KIT STORE, SECURED WITH BUDGET LOCK
ACCESS PANEL ABOVE CASE TO GIVE ACCESS TO POWER AND CEILING LIGHTING, SECURED WITH BUDGET LOCK TBC
SETWORKS AROUND CASE TO BE FINALISED, 5MM SHADOW GAP AROUND THE DISPLAY CASE TO ALLOW DOOR OPENING,TBC



1. ROYAL HUMANE SOCIETY MEDAL, 1895.
NAM. 2001-04-12 - 1



88 The Mount, York YO24 1AR

GENERAL DRAWING NOTES

© This drawing is not to be shown to any Third Party unless agreed by PLB.
DO NOT SCALE OFF THIS DRAWING except for the purposes of cost estimating & shop drawing production.
ALL DIMENSIONS TO BE CHECKED ON SITE

ALL DIMENSIONS ARE IN MILLIMETERS UNLESS OTHERWISE STATED
This drawing shows 'DESIGN INTENT' only.
It is the responsibility of the appointed contractor to finalise development, using specialists approved by PLB, & produce detailed working drawings, with a 10 year minimum lifespan.

ALL working drawings to be aesthetically approved by PLB prior to manufacture.

All Electrical & data communications systems must conform to the prevailing national regulations & any local bylaws pertaining.
Unless stated otherwise all timber or timber based materials used, including sheet materials, as specified by BS 476 (or international equivalent), must be not less than Class 1 & any other material utilised must be in accordance with Class 1 spread of flame.

Exhibition/Furniture contractor to ensure that all unitary is securely and safely fixed in position where appropriate. All fixings to building fabric to be agreed/approved by client/architect. Exhibition contractor to supply samples of all finishes for approval by the client and PLB.

General

UT - Unit
GR - Graphic Item
DC - Display Case
PI - Physical Interactive
IT - Digital Interactive
AV - Audio Visual
OM - Object Mount
FN - Furniture Item

Other

SD - Scenic / Other Display
CC - Soft Furnishing / Curtains / Cushions
FT - Floor Finish / Treatment
EG - Emulsion / Gloss Paint Wall & Ceiling Finish
LS - Light Source / Fitting
FFL - Finished Floor Level
LG - Lower Ground / Basement
GF - Ground Floor
FF - First Floor
SF - Second Floor

CONTRACTOR TO SURVEY SITE WITH REFERENCE TO ARCHITECT'S DRAWINGS AND AMEND THESE UNITARY DESIGNS ACCORDINGLY, TO ENSURE CLEAN FIT TO BUILDING.

MATERIAL AND FINAL FINISH SAMPLES TO BE PROVIDED BY CONTRACTORS FOR CLIENT APPROVAL.

ENSURE NO SHARP EDGES, PENCIL RADIUS THROUGHOUT.

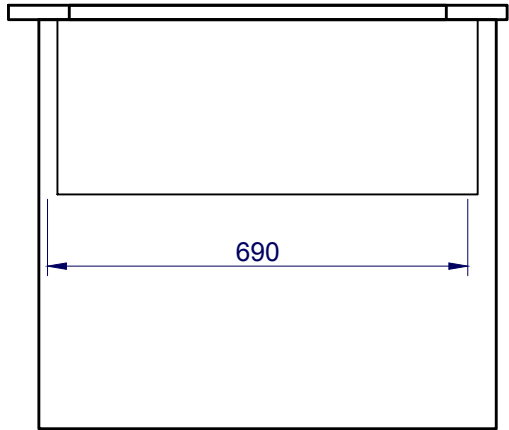
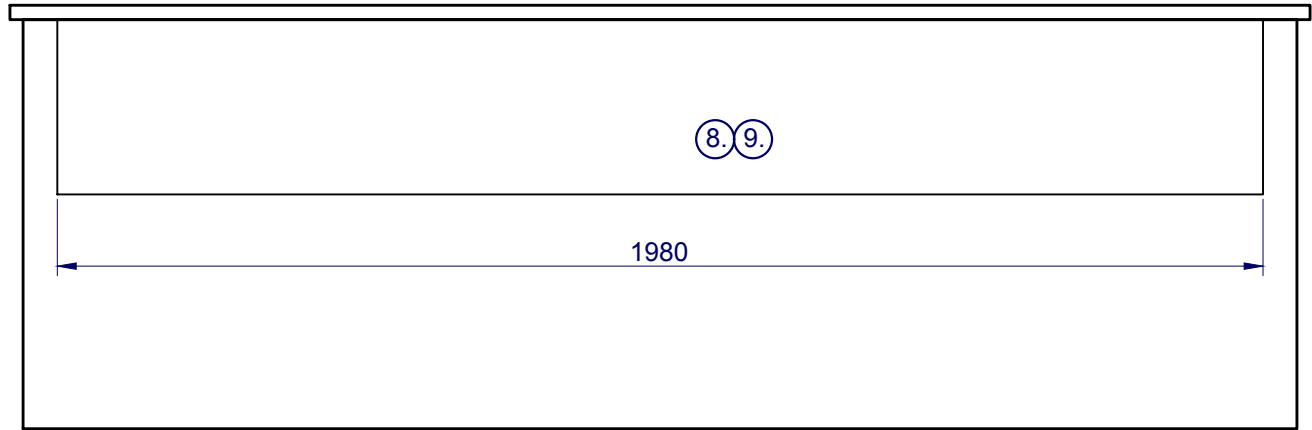
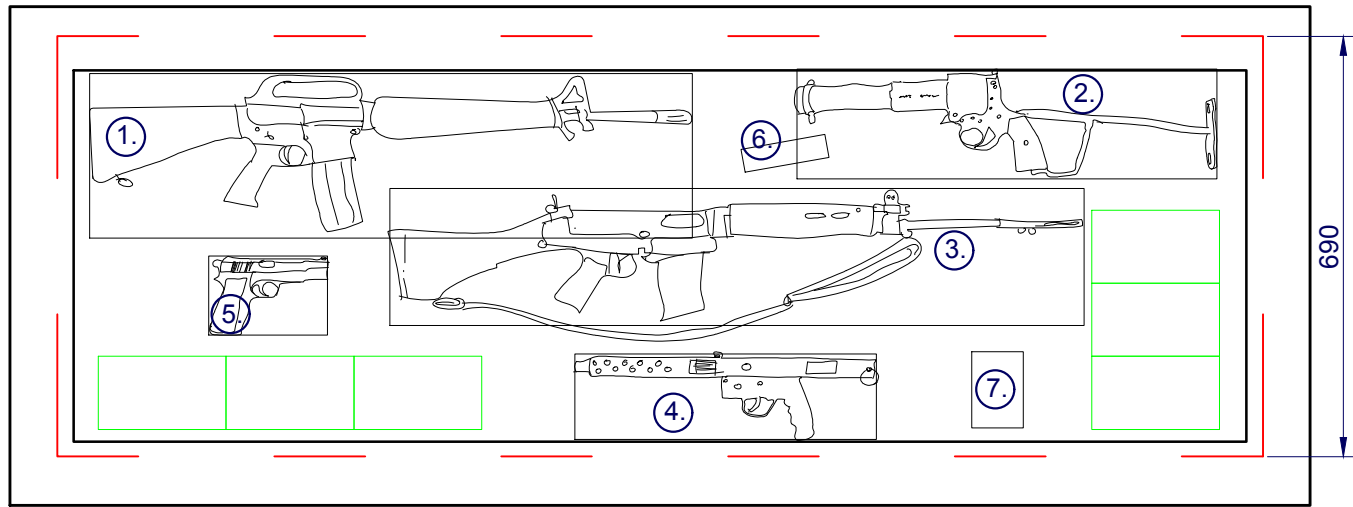
REV.	DATE	NOTES	REV. BY
A	31/10/22	MEDAL ADDED TO CASE	CC
*	DATE	First Issue	INITIAL

CLIENT NATIONAL ARMY MUSEUM			
JOB ARMY AT HOME			
DRAWING TITLE CASE LAYOUT: 4.2 C IN CASE OF EMERGENCY			
AUTHOR CC	DATE 19/10/2022	APPROVED **	
SCALES 1:5 @A3	REVISIONS **** * ** *****		
DRAWING No 5782 01 50 423 A			
PROJECT No AREA No DWG TYPE DWG No REV			
DRAWING STATUS For Review			
FOR EXPLANATIONS OF DRAWING CODES AND OTHER DRAWING INFORMATION SEE PLB DRAWING RESOURCE FILE			

SOC 4.1 SHO 1 DESKTOP CASE

NOTES:

DRESS BASEPANEL TO BE 18MM ZFMDF WITH DACRYLATE VARNISH AND WATER BASED EMULSION, SPRAYED FINISH, COLOUR TBC
ACCESS PANEL BELOW CASE TO ACT AS KIT STORE, SECURED WITH BUDGET LOCK
NETWORKS AROUND CASE TO BE FINALISED, 5MM SHADOW GAP AROUND THE DISPLAY CASE TO ALLOW DOOR OPENING,TBC



① RIFLE, SELF-LOADING, ARMALITE, 5.56 MM AR15
NAM. 1983-05-69 - 1

② GUN, RIOT, XL48E1, 1.5 IN SIGNAL PISTOL CONVERSION
NAM. 1977-05-68 - 1

③ L1A1 7.62 MM SELF-LOADING RIFLE, 1958
NAM. 1983-05-6 - 1

④ SUB MACHINE GUN, 9 MM HOMEMADE
NAM. 1983-05-72 - 1

⑤ PISTOL, SELF-LOADING, FN BROWNING, 9 MM NO 2 MK I* HI-POWER
NAM. 1985-02-83 - 1

⑥ RUBBER 1.5 INCH BULLET, 1981
NAM. 2001-12-36 - 1

⑦ INSTRUCTIONS BY THE DIRECTOR OF OPERATIONS FOR OPENING FIRE IN NORTHERN IRELAND
NAM. 1997-02-12 - 5



88 The Mount, York YO24 1AR

GENERAL DRAWING NOTES

© This drawing is not to be shown to any Third Party unless agreed by PLB.
DO NOT SCALE OFF THIS DRAWING except for the purposes of cost estimating & shop drawing production.
ALL DIMENSIONS TO BE CHECKED ON SITE

ALL DIMENSIONS ARE IN MILLIMETERS UNLESS OTHERWISE STATED
This drawing shows 'DESIGN INTENT' only.
It is the responsibility of the appointed contractor to finalise development, using specialists approved by PLB, & produce detailed working drawings, with a 10 year minimum lifespan.

ALL working drawings to be aesthetically approved by PLB prior to manufacture.

All Electrical & data communications systems must conform to the prevailing national regulations & any local bylaws pertaining. Unless stated otherwise all timber or timber based materials used, including sheet materials, as specified by BS 476 (or international equivalent), must be not less than Class 1 & any other material utilised must be in accordance with Class 1 spread of flame.

Exhibition/Furniture contractor to ensure that all unitary is securely and safely fixed in position where appropriate. All fixings to building fabric to be agreed/approved by client/architect. Exhibition contractor to supply samples of all finishes for approval by the client and PLB.

General

UT - Unit
GR - Graphic Item
DC - Display Case
PI - Physical Interactive
IT - Digital Interactive
AV - Audio Visual
OM - Object Mount
FN - Furniture Item

Other

SD - Scenic / Other Display
CC - Soft Furnishing / Curtains / Cushions
FT - Floor Finish / Treatment
EG - Emulsion / Gloss Paint Wall & Ceiling Finish
LS - Light Source / Fitting
FFL - Finished Floor Level
LG - Lower Ground / Basement
GF - Ground Floor
FF - First Floor
SF - Second Floor

CONTRACTOR TO SURVEY SITE WITH REFERENCE TO ARCHITECT'S DRAWINGS AND AMEND THESE UNITARY DESIGNS ACCORDINGLY, TO ENSURE CLEAN FIT TO BUILDING.

MATERIAL AND FINAL FINISH SAMPLES TO BE PROVIDED BY CONTRACTORS FOR CLIENT APPROVAL.

ENSURE NO SHARP EDGES, PENCIL RADIUS THROUGHOUT.

REV.	DATE	NOTES	REV. BY
-	--/--/--	--	CC
*	DATE	First Issue	INITIAL

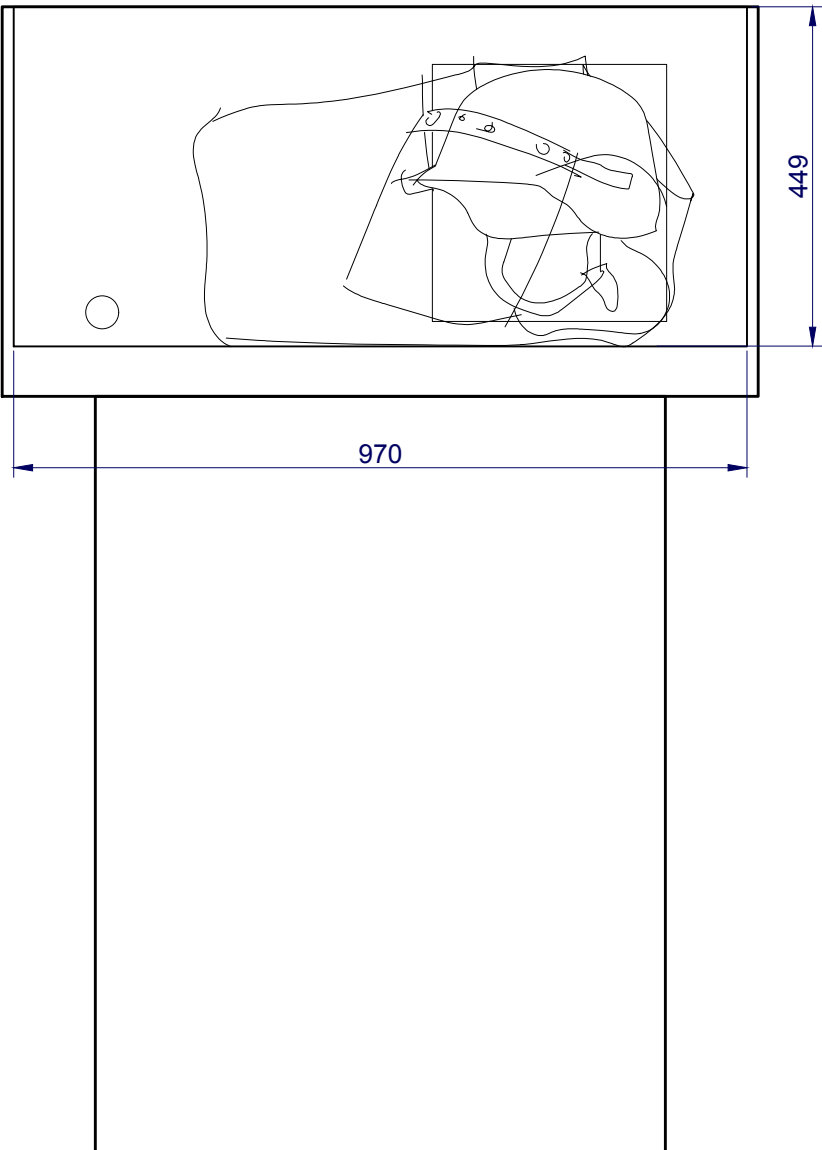
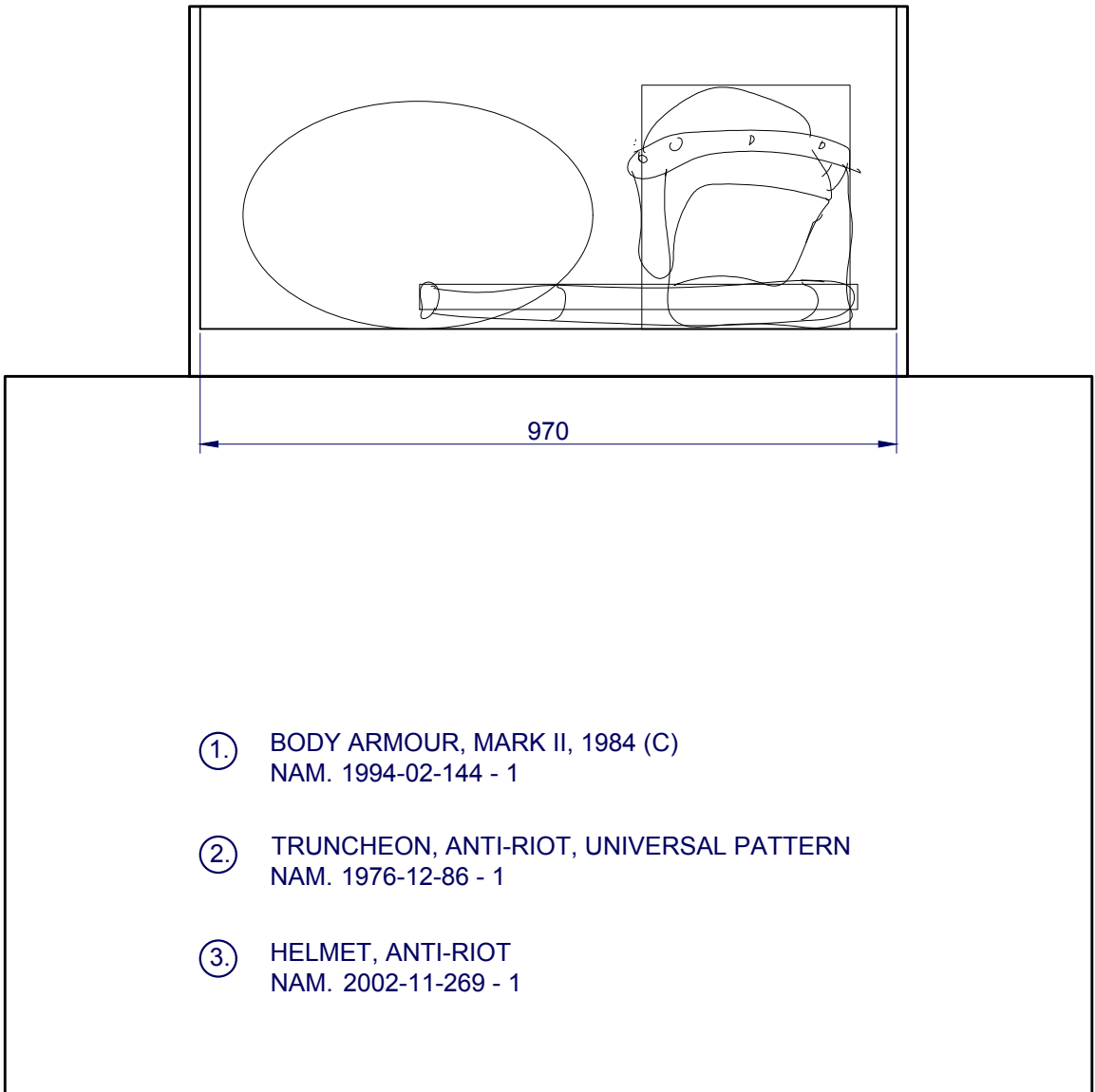
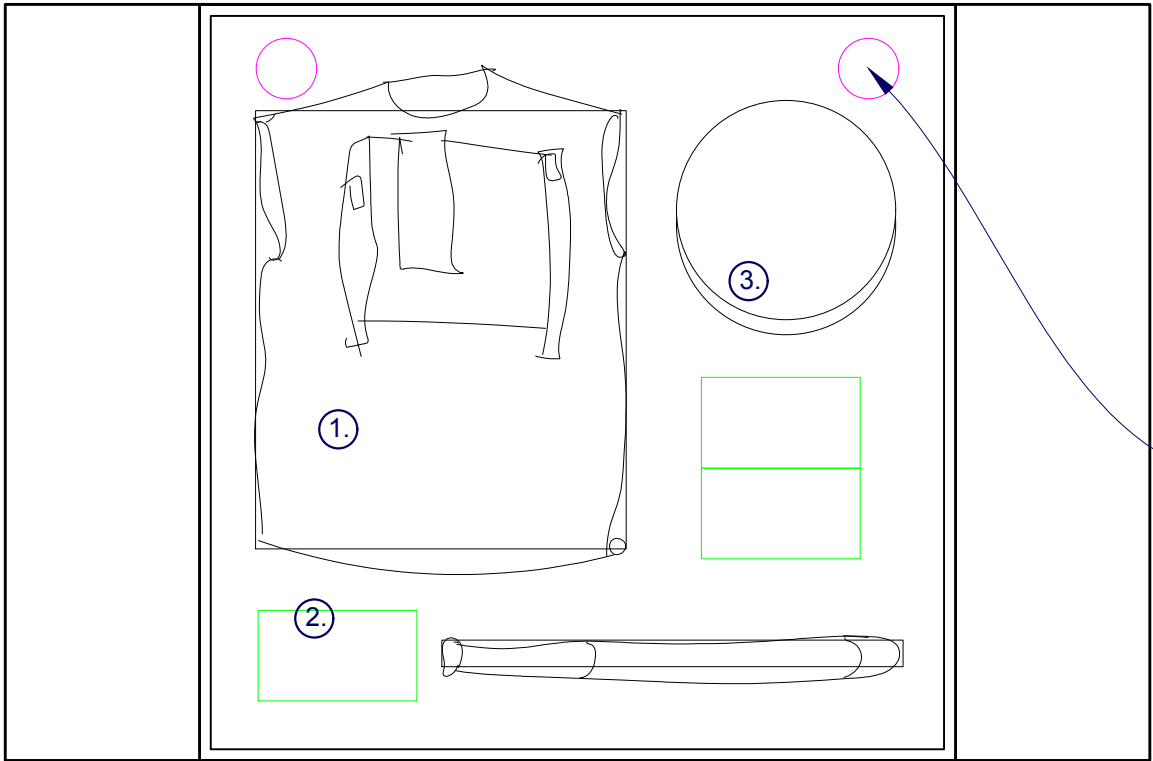
CLIENT NATIONAL ARMY MUSEUM			
JOB ARMY AT HOME			
DRAWING TITLE CASE LAYOUT: 4.3 A COUNTER-TERRORISM IN BRITAIN			
AUTHOR CC	DATE 06/10/2022	APPROVED **	
SCALES NTS @A3	REVISIONS **** * **		
DRAWING No 5782 01 50 431 -			
PROJECT No	AREA No	DWG TYPE	DWG No REV
DRAWING STATUS For Review			
FOR EXPLANATIONS OF DRAWING CODES AND OTHER DRAWING INFORMATION SEE PLB DRAWING RESOURCE FILE			

SOC 3.2 SHO 1 DESKTOP CASE

NOTES:

MINICLIMAS CONDITIONING SYSTEM, NEW UNIT TO BE INSTALLED
DRESS BASEPANEL TO BE 18MM ZFMDF WITH DACRYLATE VARNISH AND WATER BASED EMULSION, SPRAYED FINISH, COLOUR TBC
ACCESS PANEL BELOW CASE TO ACT AS KIT STORE, SECURED WITH BUDGET LOCK
MINICLIMA VENT POSITION TBC, VENTS TO BE SPRAY FINISHED TO MATCH BASEPANEL AND TO BE RECESSED FLUSH
SETWORKS AROUND CASE TO BE FINALISED, 5MM SHADOW GAP AROUND THE DISPLAY CASE TO ALLOW DOOR OPENING,TBC

VENT POSITION - NEW MINICLIMA VENT POSITIONS
TO BE RETROFITTED POSITION TBC



88 The Mount, York YO24 1AR

GENERAL DRAWING NOTES

© This drawing is not to be shown to any Third Party unless agreed by PLB.
DO NOT SCALE OFF THIS DRAWING except for the purposes of cost estimating & shop drawing production.
ALL DIMENSIONS TO BE CHECKED ON SITE

ALL DIMENSIONS ARE IN MILLIMETERS UNLESS OTHERWISE STATED
This drawing shows 'DESIGN INTENT' only.
It is the responsibility of the appointed contractor to finalise development, using specialists approved by PLB, & produce detailed working drawings, with a 10 year minimum lifespan.

ALL working drawings to be aesthetically approved by PLB prior to manufacture.

All Electrical & data communications systems must conform to the prevailing national regulations & any local bylaws pertaining. Unless stated otherwise all timber or timber based materials used, including sheet materials, as specified by BS 476 (or international equivalent), must be not less than Class 1 & any other material utilised must be in accordance with Class 1 spread of flame.

Exhibition/Furniture contractor to ensure that all unitary is securely and safely fixed in position where appropriate. All fixings to building fabric to be agreed/approved by client/architect. Exhibition contractor to supply samples of all finishes for approval by the client and PLB.

General

UT - Unit
GR - Graphic Item
DC - Display Case
PI - Physical Interactive
IT - Digital Interactive
AV - Audio Visual
OM - Object Mount
FN - Furniture Item

Other

SD - Scenic / Other Display
CC - Soft Furnishing / Curtains / Cushions
FT - Floor Finish / Treatment
EG - Emulsion / Gloss Paint Wall & Ceiling Finish
LS - Light Source / Fitting
FFL - Finished Floor Level
LG - Lower Ground / Basement
GF - Ground Floor
FF - First Floor
SF - Second Floor

CONTRACTOR TO SURVEY SITE WITH REFERENCE TO ARCHITECT'S DRAWINGS AND AMEND THESE UNITARY DESIGNS ACCORDINGLY, TO ENSURE CLEAN FIT TO BUILDING.

MATERIAL AND FINAL FINISH SAMPLES TO BE PROVIDED BY CONTRACTORS FOR CLIENT APPROVAL.

ENSURE NO SHARP EDGES, PENCIL RADIUS THROUGHOUT.

REV.	DATE	NOTES	REV. BY
-	--/--/---	--	CC
*	DATE	First Issue	INITIAL

CLIENT				NATIONAL ARMY MUSEUM			
JOB				ARMY AT HOME			
DRAWING TITLE							
CASE LAYOUT: 4.3 B							
COUNTER-TERRORISM IN BRITAIN							
AUTHOR		DATE		APPROVED			
CC		06/10/2022		**			
SCALES		:10 @A3		READ WITH			

DRAWING No							
5782		01		50 432		-	
PROJECT No		AREA No		DWG TYPE		DWG No	
REV							
DRAWING STATUS							
For Review							
FOR EXPLANATIONS OF DRAWING CODES AND OTHER DRAWING INFORMATION SEE PLB DRAWING RESOURCE FIL							

SOC 2.5 SHO 3 WALL CASE

NOTES:

DRESS BASEPANEL AND BACKPANELS TO BE 18MM ZFMDF WITH DACRYLATE VARNISH AND WATER BASED EMULSION, SPRAYED FINISH, COLOUR TBC
ACCESS PANEL BELOW CASE TO ACT AS KIT STORE, SECURED WITH BUDGET LOCK
ACCESS PANEL ABOVE CASE TO GIVE ACCESS TO POWER AND CEILING LIGHTING, SECURED WITH BUDGET LOCK TBC
SETWORKS AROUND CASE TO BE FINALISED, 5MM SHADOW GAP AROUND THE DISPLAY CASE TO ALLOW DOOR OPENING,TBC



88 The Mount, York YO24 1AR

GENERAL DRAWING NOTES

© This drawing is not to be shown to any Third Party unless agreed by PLB.
DO NOT SCALE OFF THIS DRAWING except for the purposes of cost estimating & shop drawing production.
ALL DIMENSIONS TO BE CHECKED ON SITE

ALL DIMENSIONS ARE IN MILLIMETERS UNLESS OTHERWISE STATED
This drawing shows 'DESIGN INTENT' only.
It is the responsibility of the appointed contractor to finalise development, using specialists approved by PLB, & produce detailed working drawings, with a 10 year minimum lifespan.

ALL working drawings to be aesthetically approved by PLB prior to manufacture.

All Electrical & data communications systems must conform to the prevailing national regulations & any local bylaws pertaining.
Unless stated otherwise all timber or timber based materials used, including sheet materials, as specified by BS 476 (or international equivalent), must be not less than Class 1 & any other material utilised must be in accordance with Class 1 spread of flame.

Exhibition/Furniture contractor to ensure that all unitary is securely and safely fixed in position where appropriate. All fixings to building fabric to be agreed/approved by client/architect. Exhibition contractor to supply samples of all finishes for approval by the client and PLB.

General

UT - Unit
GR - Graphic Item
DC - Display Case
PI - Physical Interactive
IT - Digital Interactive
AV - Audio Visual
OM - Object Mount
FN - Furniture Item

Other

SD - Scenic / Other Display
CC - Soft Furnishing / Curtains / Cushions
FT - Floor Finish / Treatment
EG - Emulsion / Gloss Paint Wall & Ceiling Finish
LS - Light Source / Fitting
FFL - Finished Floor Level
LG - Lower Ground / Basement
GF - Ground Floor
FF - First Floor
SF - Second Floor

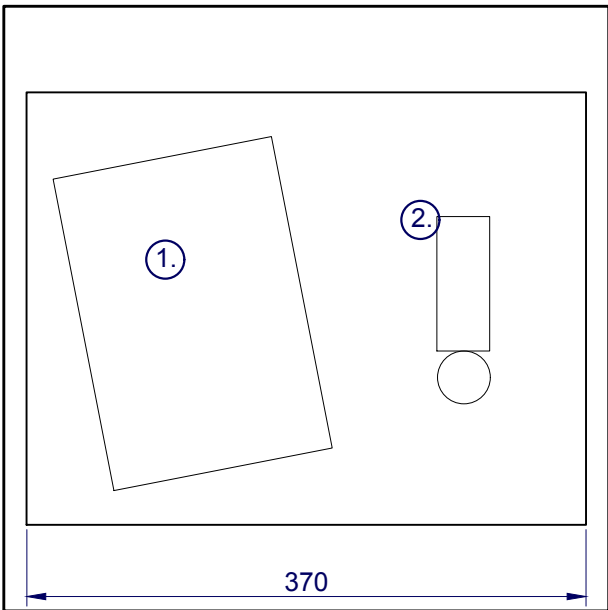

CONTRACTOR TO SURVEY SITE WITH REFERENCE TO ARCHITECT'S DRAWINGS AND AMEND THESE UNITARY DESIGNS ACCORDINGLY, TO ENSURE CLEAN FIT TO BUILDING.

MATERIAL AND FINAL FINISH SAMPLES TO BE PROVIDED BY CONTRACTORS FOR CLIENT APPROVAL.

ENSURE NO SHARP EDGES, PENCIL RADIUS THROUGHOUT.

REV.	DATE	NOTES	REV. BY
A	31/10/22	MEDAL ADDED TO LAYOUT	CC
*	DATE	First Issue	INITIAL

CLIENT NATIONAL ARMY MUSEUM			
JOB ARMY AT HOME			
DRAWING TITLE CASE LAYOUT: 4.3 C COUNTER-TERRORISM IN BRITAIN			
AUTHOR CC	DATE 06/10/2022	APPROVED **	
SCALES 1:5 @A3	REVISIONS *****		
5782	01	50	433
PROJECT NO	AREA NO	DWG TYPE	DWG NO REV
DRAWING STATUS For Review			
FOR EXPLANATIONS OF DRAWING CODES AND OTHER DRAWING INFORMATION SEE PLB DRAWING RESOURCE FIL			



①. A STATE OF MIND, THE POETRY BOOK
NAM. 2013-01-23 - 1

②. GENERAL SERVICE MEDAL 1962-, WITH OAKLEAF AND CLASP: NORTHERN IRELAND
NAM. 1989-05-84 - 1

