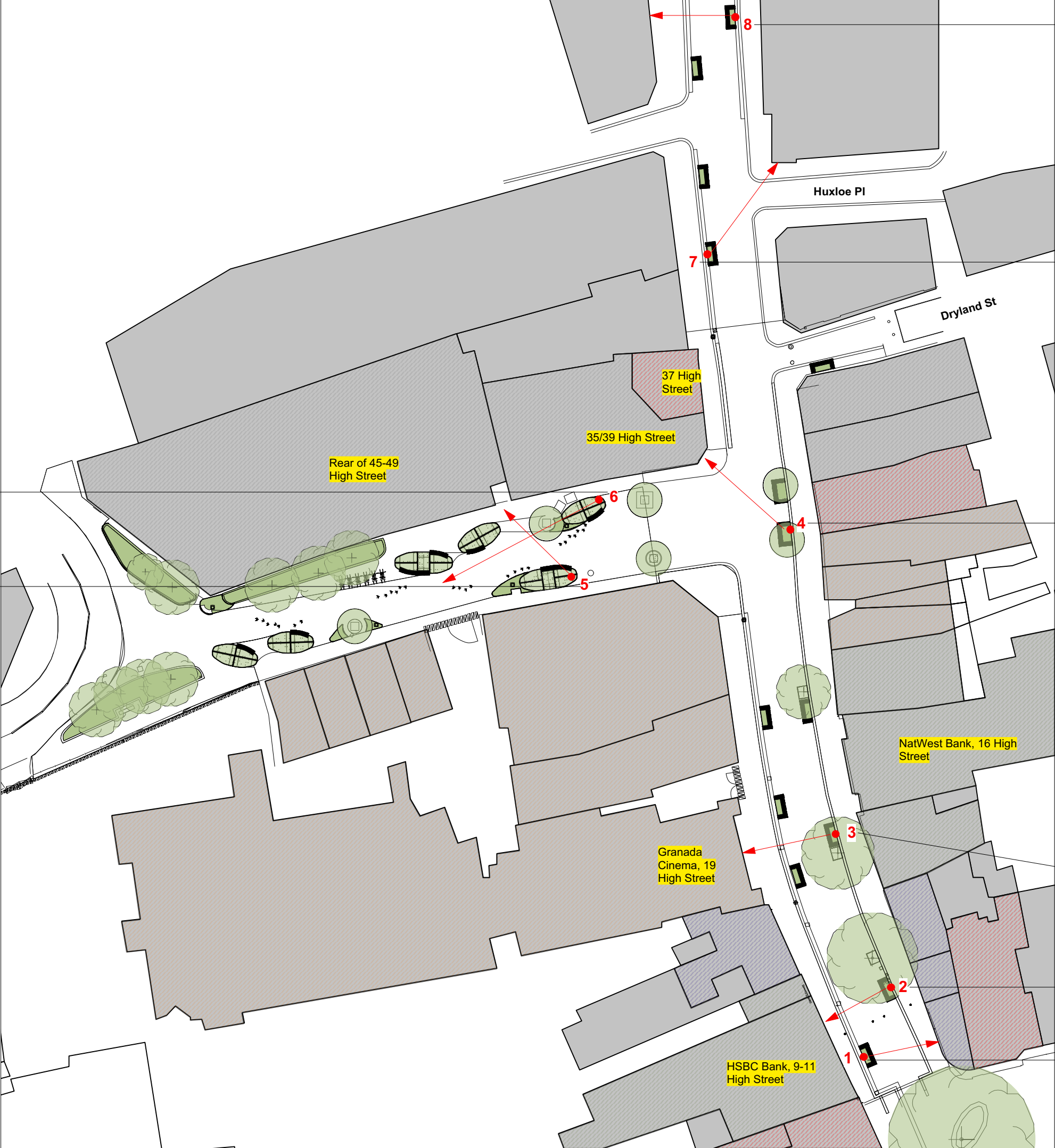


Meadow Road/High Street
Public Realm Working
Area,
Kettering Heritage Action
Zone



Board 6: The natural environment

Board 5: What's in a name?

Board 8: Woolworth's

Board 7: The Old White Horse

Board 4: The Market Town

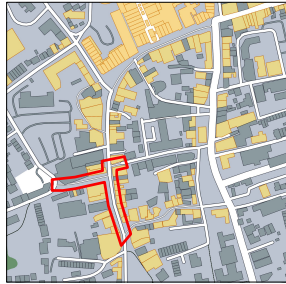
Board 3: Entertainment through the decades

Board 2: The town that Gotch built

Board 1: Boot and shoe prosperity and banking

Neither this drawing, nor any of such ideas, arrangements, designs or plans shall be appropriated or disclosed to any person, firm or corporation for any use whatsoever, except by the specific and written permission of Simon Leach Design (SLD).

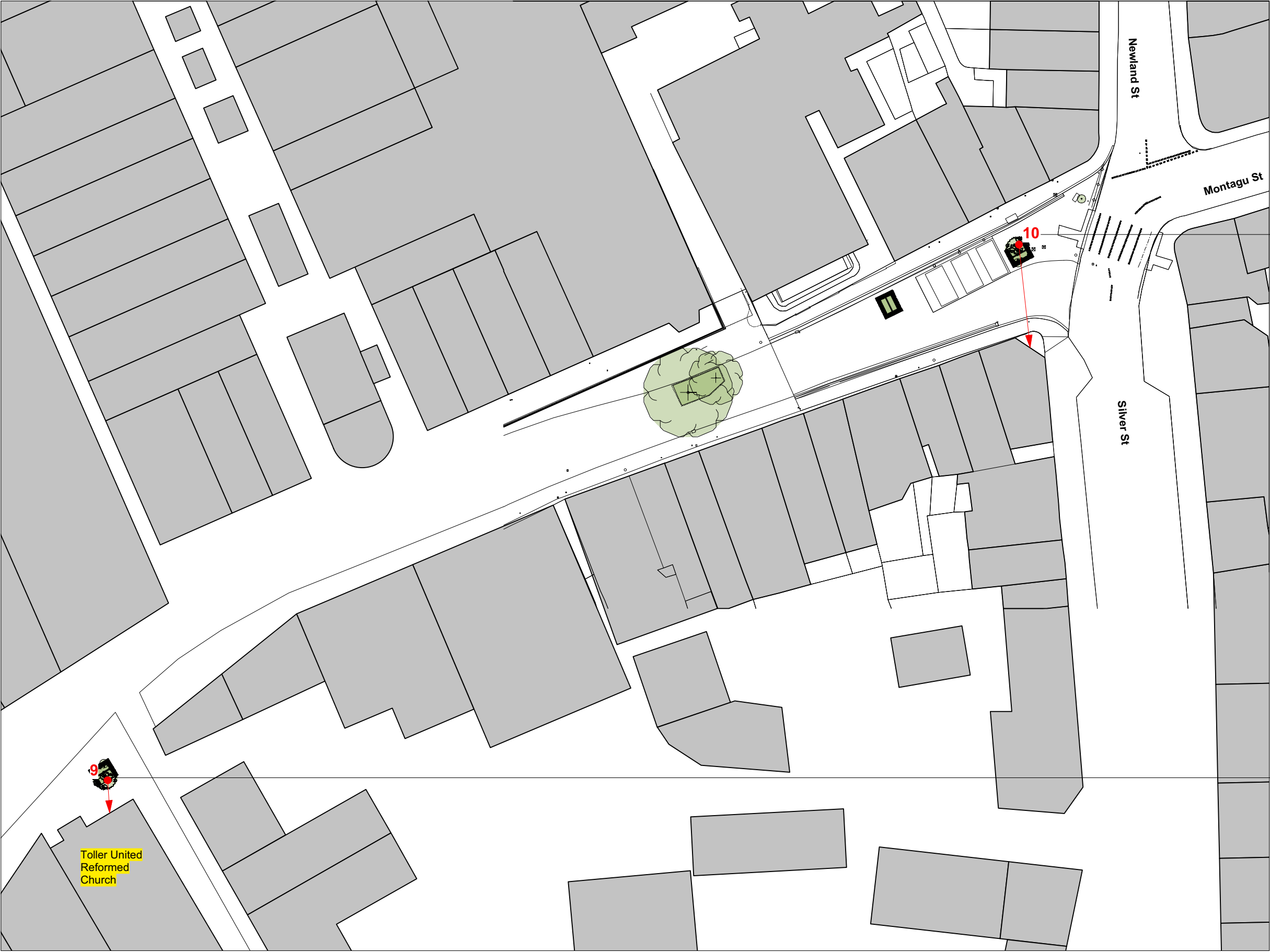
This drawing is for design control only and may not be used in lieu of Contractor's shop drawing. Written dimensions on drawings shall have authority over scaled. Contractors and manufacturers shall verify and be responsible for all dimensions and conditions on the job and inform SLD of all variations from drawing prior to performing the work. SLD shall first see and approve Contractor's full-size shop details before fabrication. It is the Contractor's responsibility to verify and ensure the structural integrity of this design with a licensed structural engineer.



- Pre-1884
- 1884-1899
- 1899-1924
- 1924-1968
- Post-1968

KET
Kettering Heritage
Meadow Road/High Street
May 2022
KET_GA_01.
Scale 1:500 at A3
SIMON LEACH DESIGN
0786 780 2847
simonleach2@gmail.com

Gold Street Public Realm Working Area,
Kettering Heritage Action Zone



Plan_Scale 1:500

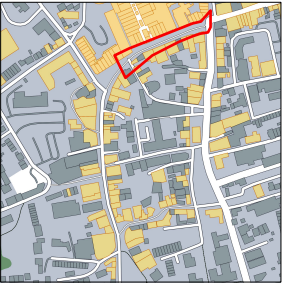
Board 10: Nonconformism
& Burtons

Board 9: Bakehouse Hill
and Gold Street

Neither this drawing, nor any of such ideas, arrangements, designs or plans shall be appropriated or disclosed to any person, firm or corporation for any use whatsoever, except by the specific and written permission of Simon Leach Design (SLD).

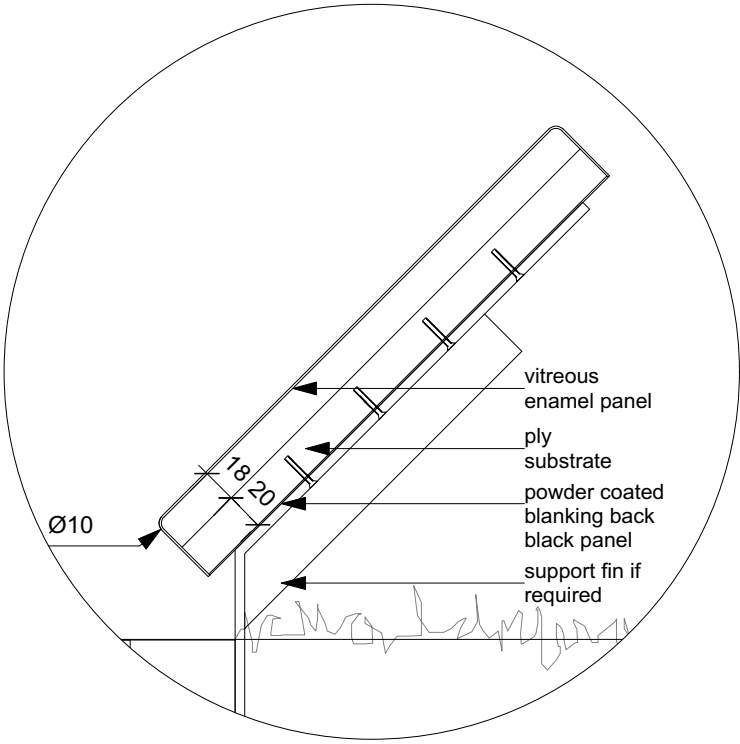
This drawing is for design control only and may not be used in lieu of Contractor's shop drawing. Written dimensions on drawings shall have authority over scaled. Contractors and manufacturers shall verify and be responsible for all dimensions and conditions on the job and inform SLD of all variations from drawing prior to performing the work. SLD shall first see and approve Contractor's full-size shop details before fabrication. It is the Contractor's responsibility to verify and ensure the structural integrity of this design with a licensed structural engineer.

Interpretation points
Gold Street
10. Locator - cross on 1587 map (looking up – former Burtons?)
11. Footsteps - Fuller Baptist church/Revd Andrew Fuller + other Nonconformists (Views of demolished buildings? or leave that for outside Newland Centre?)

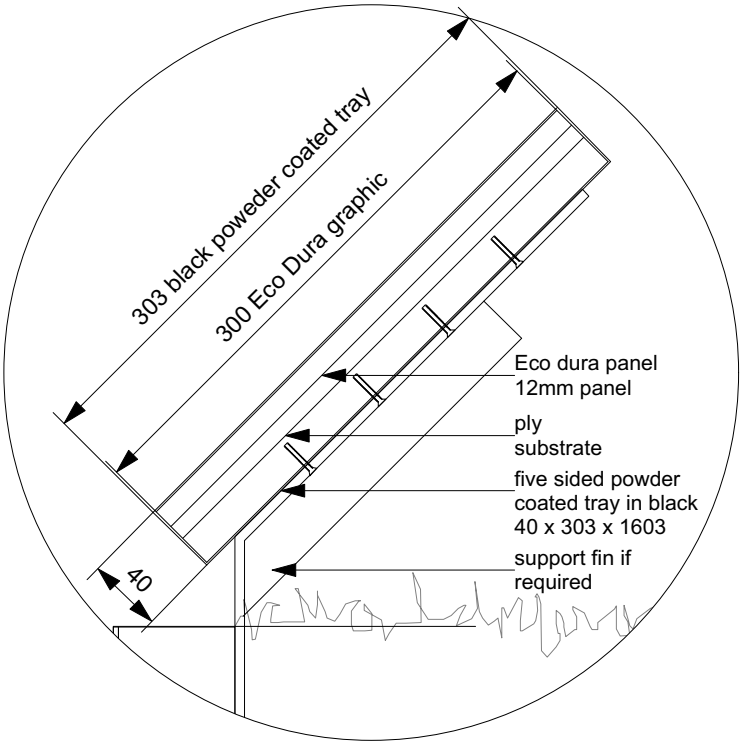


Map or the area

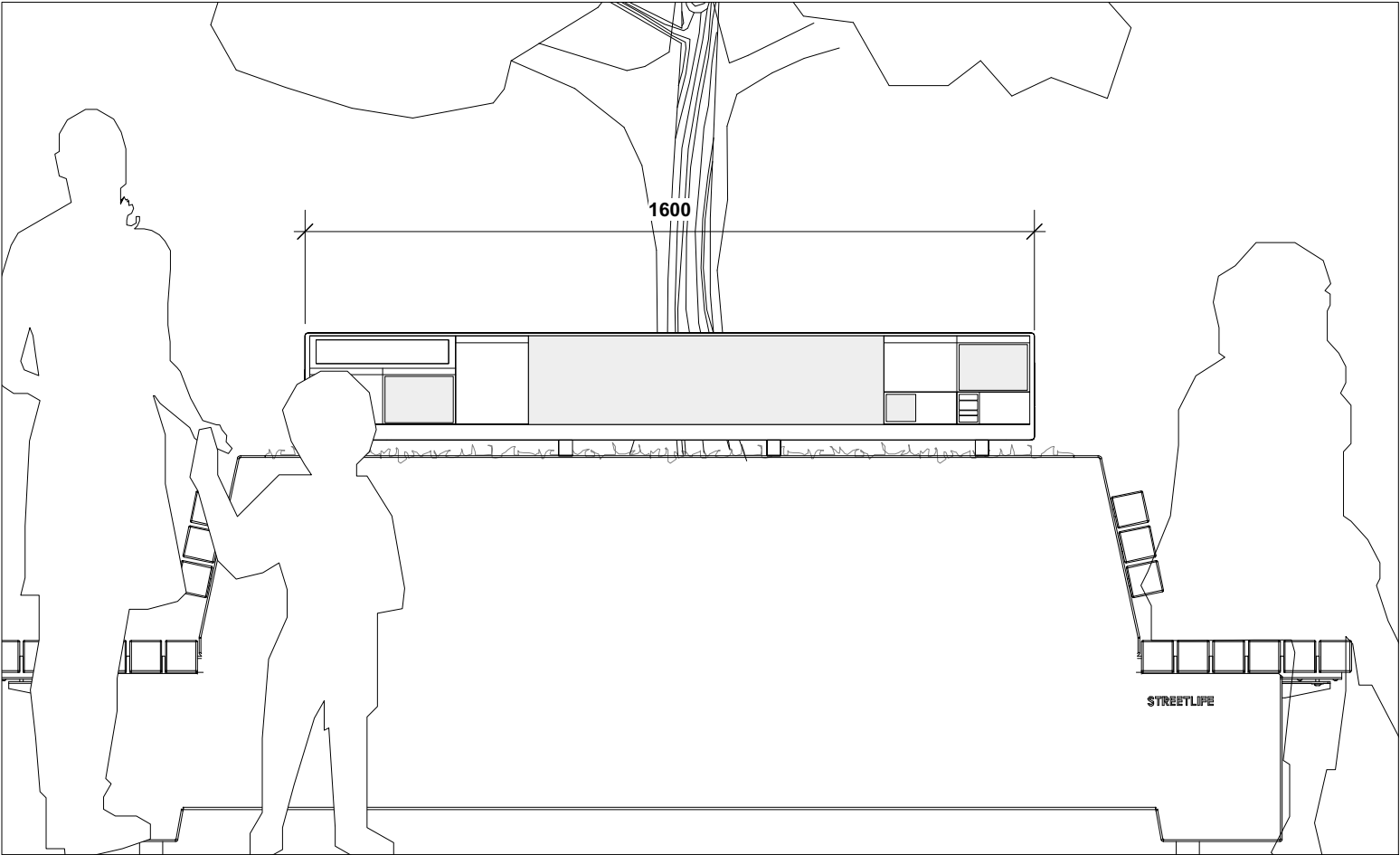
Panel make up details - Options



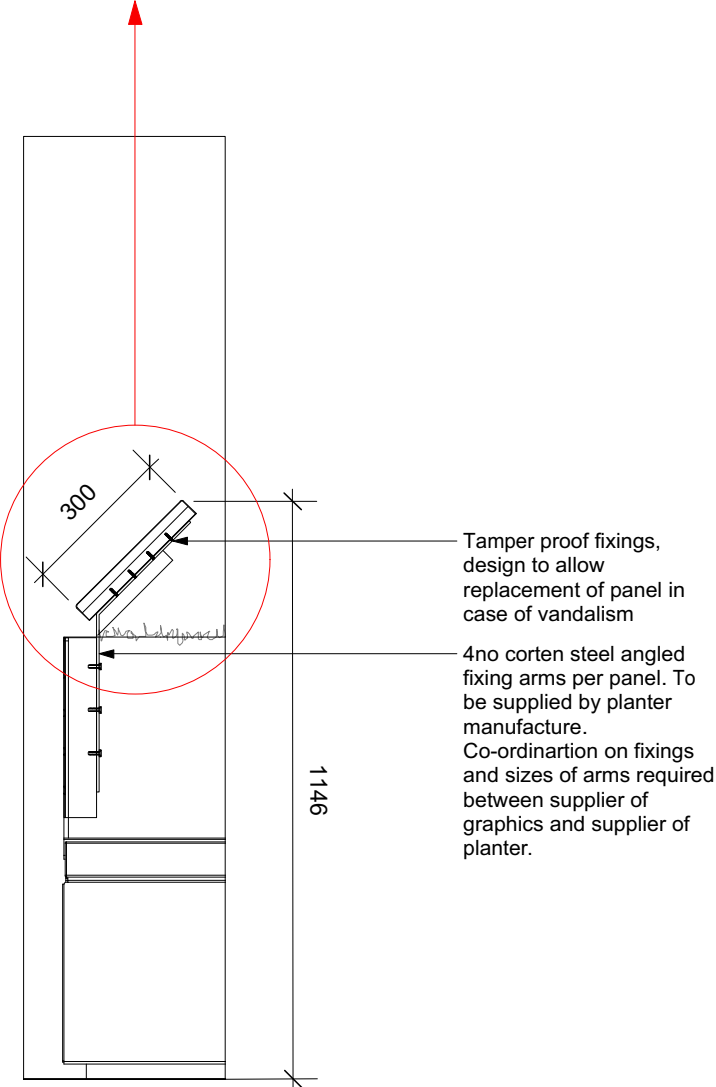
Option 1. Vitreous Enamel Panel scale 1:4
40mm thick panel with powder coated blanking back black panel and solid ply supstrate



Option 2. Eco Dura from Nova Dura Panel Scale 1:4
40mm thick panel in powder coated black tray with solid ply supstrate



Elevation 1:15



Section 1:15

Tamper proof fixings, design to allow replacement of panel in case of vandalism

4no corten steel angled fixing arms per panel. To be supplied by planter manufacture. Co-ordination on fixings and sizes of arms required between supplier of graphics and supplier of planter.

Neither this drawing, nor any of such ideas, arrangements, designs or plans shall be appropriated or disclosed to any person, firm or corporation for any use whatsoever, except by the specific and written permission of Simon Leach Design (SLD).

This drawing is for design control only and may not be used in lieu of Contractor's shop drawing. Written dimensions on drawings shall have authority over scaled. Contractors and manufacturers shall verify and be responsible for all dimensions and conditions on the job and inform SLD of all variations from drawing prior to performing the work. SLD shall first see and approve Contractor's full-size shop details before fabrication. It is the Contractor's responsibility to verify and ensure the structural integrity of this design with a licensed structural engineer.