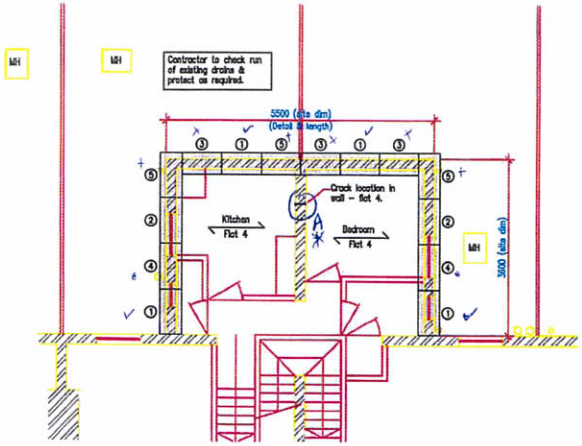

GROUND FLOOR PLAN – REAR ANNEX
(1:50)

SPECIFICATION FOR UNDERPINNING AND SEQUENCE OF WORKS

1) Excavate for pins 1 to a min depth of 800mm below existing foundations.
2) Clean off any loose material on the underside of the foundation or any uneven surfaces.
3) Arrange for inspection by the engineer.
4) Position dowel [4H10–950 long (bent 400 to suit)], formwork and concrete so that a gap of 50mm is maintained between top of concrete and soffit of existing foundation.
5) Following a delay of 48 hours after concreting, ram in a dry pack fill between underpinning & underside of existing foundation to ensure full contact is achieved.
6) The above procedure to be then repeated for pin 2.
7) Above procedure to be repeated for pins 3 & 4. Where more than one pin is shown on the drawing with a similar number, these may be opened up at the same time.
8) Length of pins not to exceed 1100.

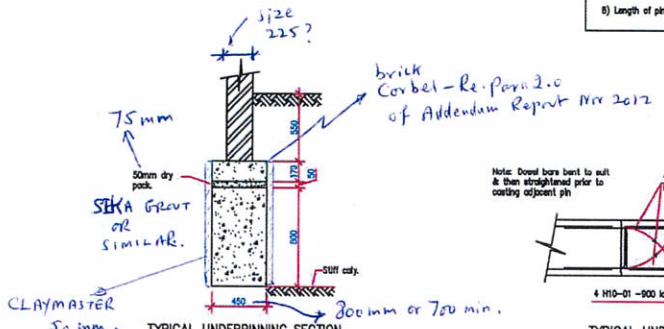

TYPICAL UNDERPINNING SECTION
(1:20)

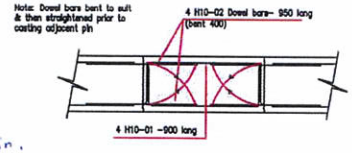

TYPICAL UNDERPINNING DETAIL
(1:20)

NOTE:
Pin to be dry pack in 3:1 cement/sand mix with sufficient water to bind mix together.
New footing to be in concrete grade RC30/37 (20 max. aggregate) SRPC.
Water cement ratio to be 0.6.

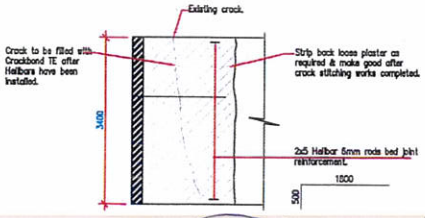

DETAIL (A) (FLAT 4)
KITCHEN WALL ELEVATION
* BEDROOM WALL (REVERSE) SIMILAR *
(1:20)

Show on GF plan *

HELIBAR – DO KITCHEN SIDE ONLY.
OMIT BEDROOM SIDE

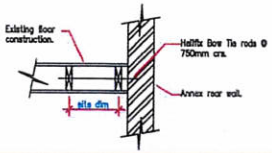

DETAIL B (FLAT 4)
FIRST FLOOR JOISTS PARALLEL TO WALL
(WALL RESTRAINT)
(1:20)

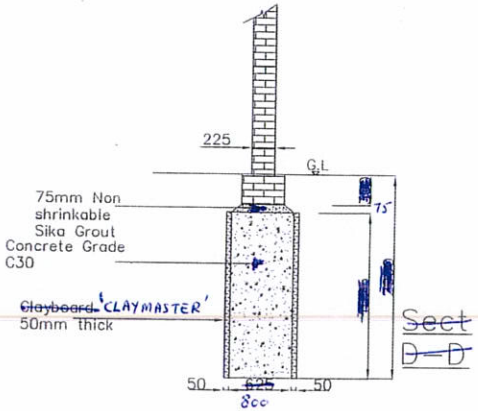

~~Sect D–D~~

NOTES:

Do not scale this drawing.

All dimensions and levels to be checked by contractor on site prior to commencement or manufacture.

Access to the rear is limited. Contrator to liase with Lambeth Living to confirm arrangements.

Contact ref:
Handa Ramanjooloo
Tel. 0207 926 5241.

Rev	Date	By	Chk	Comment
A	FT	KW	MA	Initial issue.

BRINGING IDEAS TO LIFE

FRANKHAM

Celebrating 30 Years 1982-2012

Frankham Consultancy Group Limited
Stone House
Five Arches Business Estate
Maidstone Road, Sevenoaks
Kent DA14 5AE
T: 020 8309 7777 F: 020 8309 7800
E: enquiry@frankham.com
www.frankham.com

Client
Lambeth Living

Project Title
FLAT 4
73–75 MONKTON STREET
LONDON SE11 4TX

Drawing Title
STRUCTURAL G.A. & DETAILS

Drawn by: KW	Scale: As shown @ A1	Date: DEC 2012
Designed by: MA	Checked by: MA	Approved by: MN

File Ref.:

Drawing No.	Rev.
314474/S/01	A