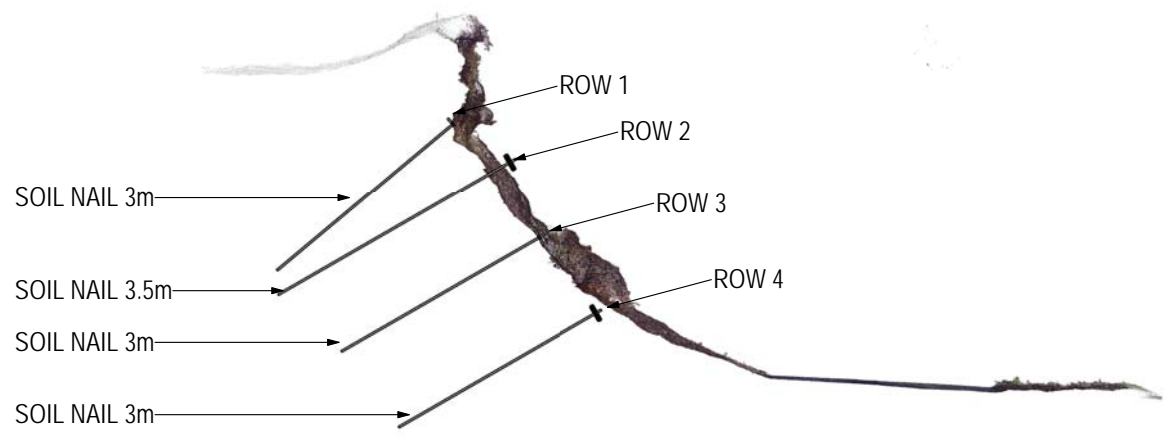
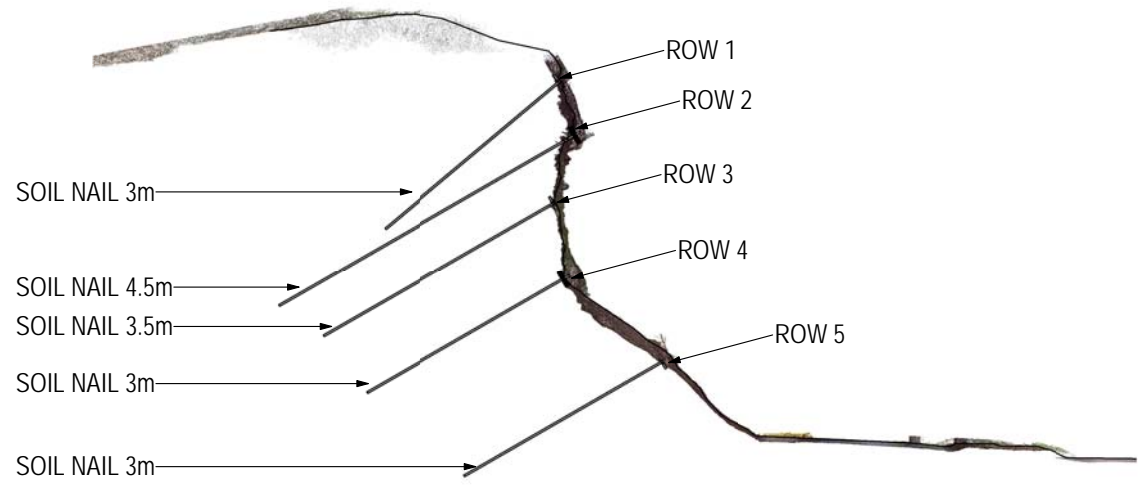


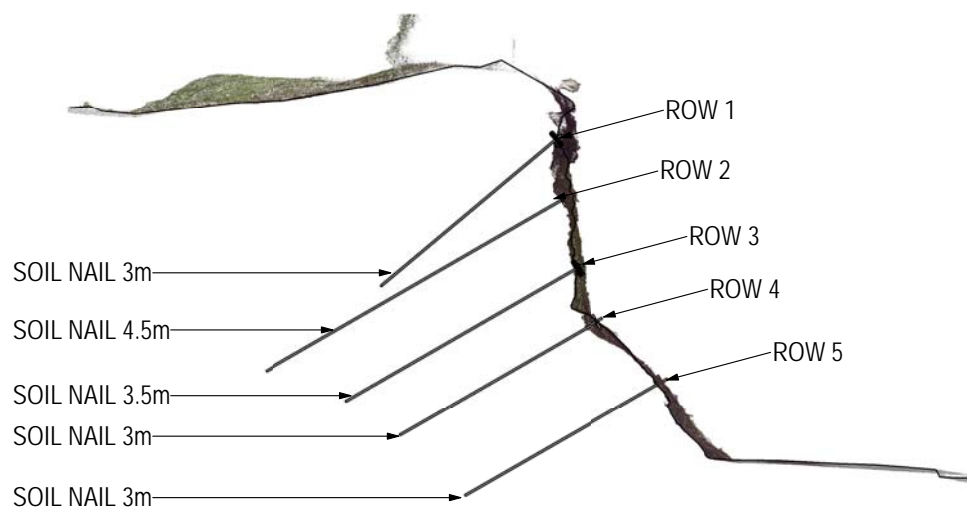
S1
0600 **BANK SECTION 1**
SCALE 1 : 100



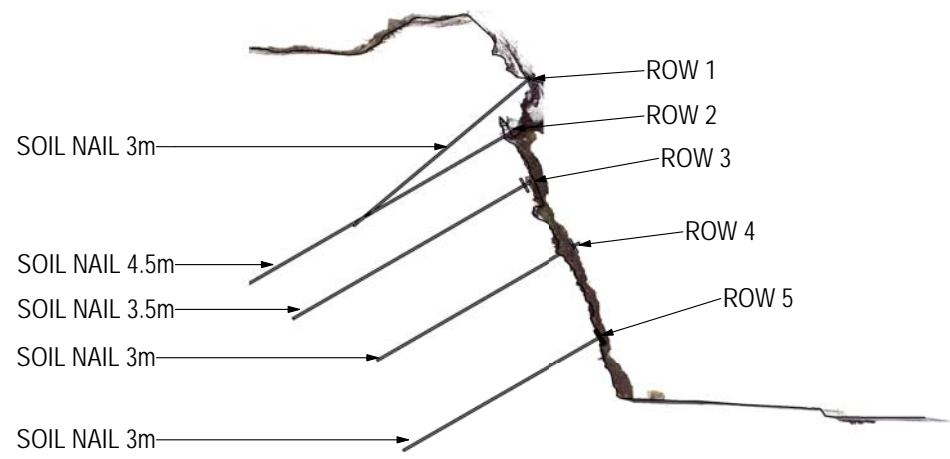
S2
0600 **BANK SECTION 2**
SCALE 1 : 100



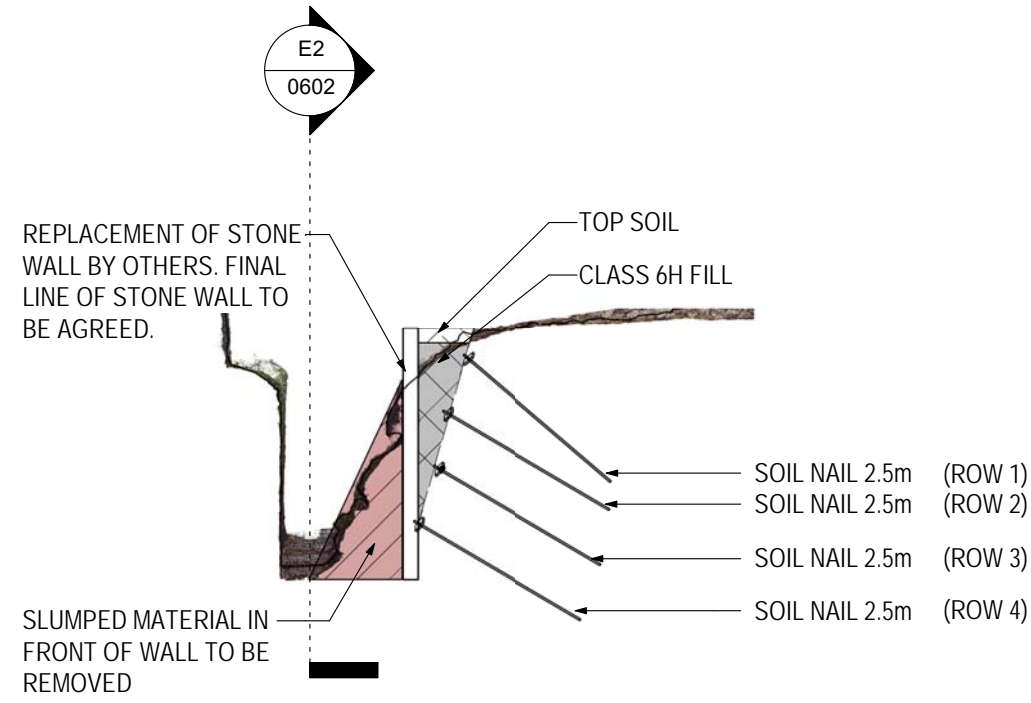
S3
0600 **BANK SECTION 3**
SCALE 1 : 100



S4
0600 **BANK SECTION 4**
SCALE 1 : 100



S5
0600 **BANK SECTION 5**
SCALE 1 : 100



S6
0600 **BANK SECTION 6 - STEPS**
SCALE 1 : 100

GENERAL NOTES

1. All proprietary products to be installed strictly in accordance with manufacturers instructions.
2. This drawing is to be read in conjunction with all other relevant Jubb drawings, specifications 21287-SPEC-01 and Geotechnical Design Report 21287-GDR-01.
3. All drawings and survey information are to chart datum. Survey sections are based on survey information provided by the client.
4. Refer to drawings 21287-JCE-XX-ZZ-DR-Y-0601 to 0602 for detail locations
5. Refer to drawing 21287-JCE-XX-ZZ-DR-Y-0600 for general arrangement.

T01	07/04/22	ISSUED FOR TENDER	MD	MT
P02	14/01/22	REVISED TO COMMENTS	MD	MT
P01	07/01/22	REVISED STEPS SECTION	MD	MT
WIP	15/12/21	WORK IN PROGRESS INITIAL ISSUE	MD	MT
Rev	Date	Description	By	Apvd

PROJECT:
PENRYN SLOPE STABILISATION

TITLE:
SITE SECTIONS

CLIENT:
FALMOUTH TOWN COUNCIL

SCALE@A1:
1 : 100

PROJECT REF: 21287 STATUS: REV: T01
DRAWING No.: 21287- JCE -XX-ZZ-DR-Y-0601

Revision Referencing
P = Preliminary A = Approval T = Tender C = Construction

Jubb