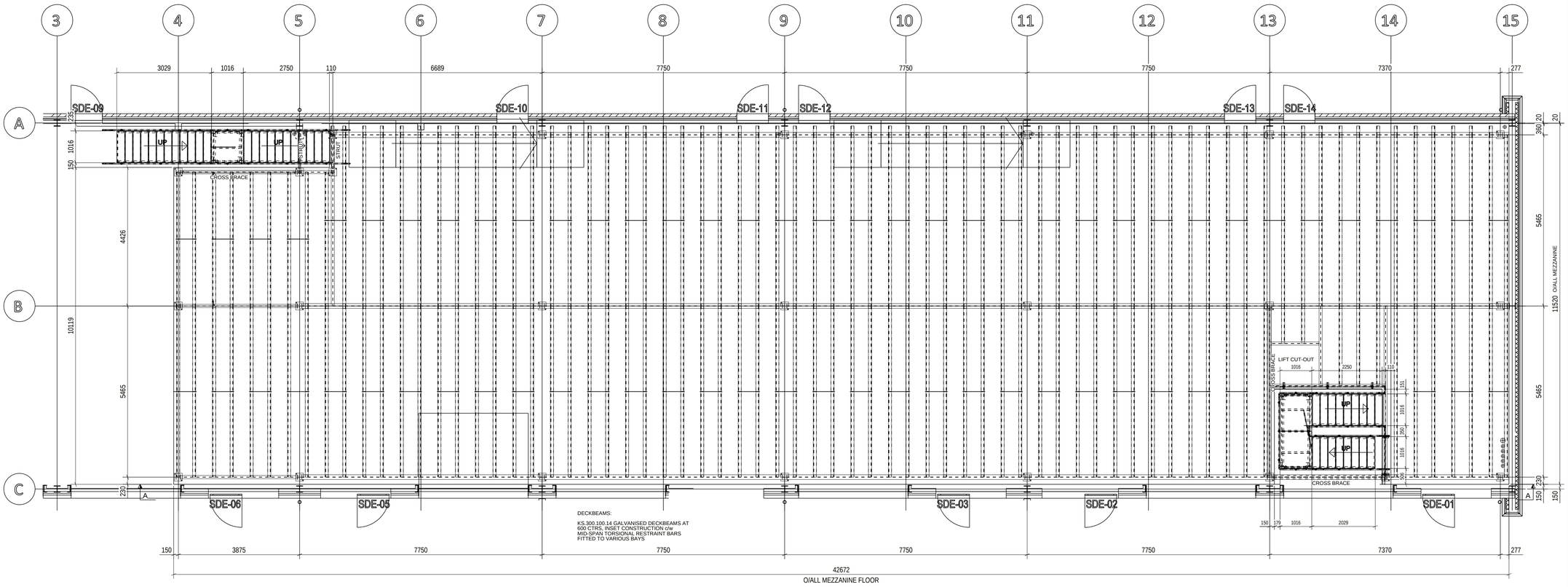


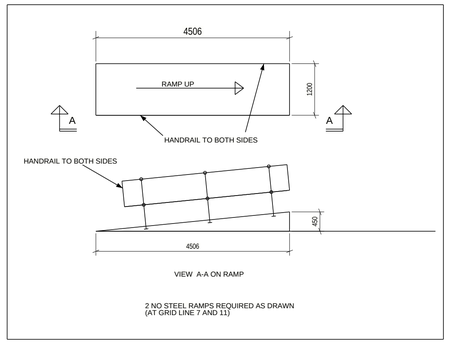


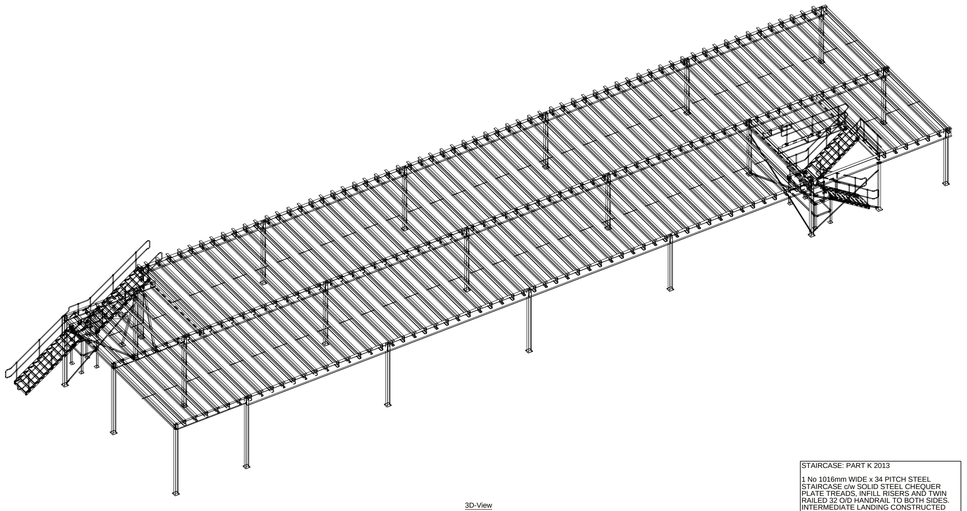

3D-View

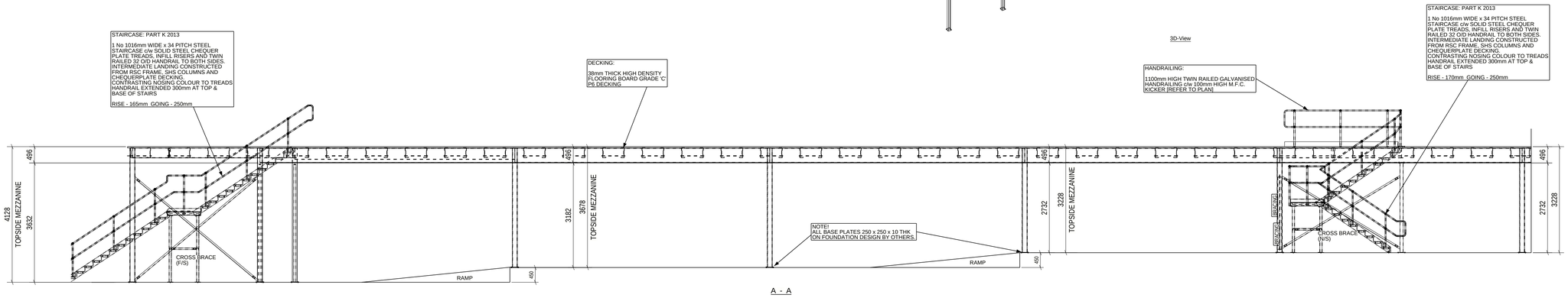


A - A

## General Notes

### DESIGN CRITERIA

| | |
|---|---|
| LOADING CAPACITY | = 5.0 kN/m² U.D.L |
| DEAD LOAD | = 0.35 kN/m² U.D.L |
| SERVICE LOAD | = 0.25 kN/m² U.D.L |
| BEAM DEFLECTION CRITERIA | = L/360 |

All steelwork designed in accordance with the requirements of B.S.5950:2000 or EN 1993 EC3

### MATERIAL

All UB/UC Sections to be S355JR to BS EN10025 UNO
All SHS Columns to be Hybox355®
All Bolts to be Grade 8.8 UNO
All welds to be 6fw UNO

### FINISHES

STEELWORK
- Shot Blasted and Primed

DECKING
- Natural

DECKBEAMS
- Galvanised

HANDRAIL POSTS
- Black

HANDRAIL TUBE
- Black

STAIR TREADS
- Black

STAIRCASE
- Black

KICKER
- Black

### KEY

Stairs and Handrailing to conform to 2000 Edition National Building Regulations

All steelwork designed, manufactured and installed to BS EN ISO 9001:2015

### CUSTOMER RESPONSIBILITIES

1. To provide a clear level site free from all obstructions prior to erection of platform floor.
2. To provide free use of all lifting facilities for off loading materials and erection purposes.

## FIRE PRECAUTIONS:

CUSTOMER TO CARRY OUT THE FOLLOWING WORK USING APPROVED SUPPLIERS:

1] EMERGENCY LIGHTING TO CONFORM TO B.S.5266 PART 1 1999

2] FIRE SAFETY SIGNS TO CONFORM TO B.S.5499 PART 1 1988

3] SMOKE DETECTION SYSTEM TO UNDERSIDE OF THE PLATFORM LINKED TO AN ALARM AUDIBLE THROUGH THE PREMISES CONFORMING TO B.S.5839 PART 1 2002

| Index | Date | Description | Author |
|---|---|---|---|
| B | 15.10.2020 | 2 NO STEEL RAMPS ADDED AT GRID LINE A7 AND A11 | PP |
| A | 25.10.2020 | BRACE MODIFICATIONS | PP |

G.Parry Consulting Ltd

**DRAWING TITLE**
Proposed Mezzanine Floor

**CLIENT**
City College Plymouth

**ADDRESS**
Oceansgate
Plymouth.Devon
Plymouth.Devon

| DRAWN BY | ISSUE DATE | SCALE |
|---|---|---|
| PP | 18.08.2020 | 1:50 1:100 |
| **PROJECT No** | **DRAWING No.** | **REVISION No.** |
| 19827 | G [1] | B |

Tekla Structures