WASTE CONNECTION FROM WASH HAND BASINS TO BE ISOLATED, DRAINED DOWN, STRIPPED OUT AND DISPOSED OF.

EXISTING COMMON FLOAT AT LOW LEVEL TO EXISTING STACK TO BE MADE GOOD AND EXTENDED TO FACILITATE NEW WHB'S. ALL PIPEWORK TO BE CONCEALED BEHIND DRY LINING.

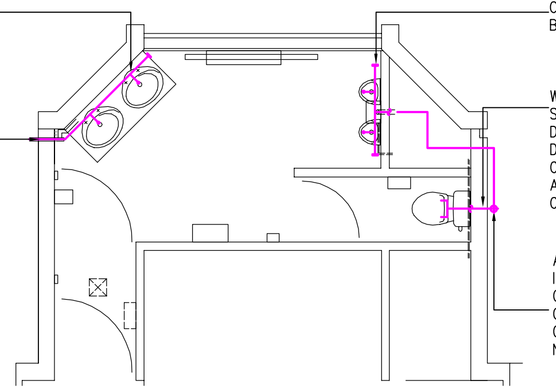

EXISTING WASTE CONNECTION AND COMMON FLOAT FROM URINALS INCLUDING PIPEWORK CONCEALED BEHIND BLOCKWORK WALL TO BE ISOLATED, DRAINED DOWN, STRIPPED OUT AND DISPOSED OF. EXISTING STACK TO BE CAPPED OFF.

WC WASTE CONNECTION TO SOIL STACK TO BE ISOLATED, DRAINED DOWN, STRIPPED OUT AND DISPOSED OF. SOIL STACK CONNECTION TO BE MADE GOOD AND EXTENDED TO FACILITATE NEW CONNECTION.

ASSUMED 100ø SOIL STACK TO BE INVESTIGATED AND CONFIRMED BY CONTRACTOR WHEN ON SITE. CONNECTIONS TO STACK TO BE MADE GOOD AND EXTENDED TO FACILITATE NEW CONNECTIONS.

Link 5 Men Ground Floor Existing Plan

32ø WASTE CONNECTION FROM WASH HAND BASINS ROUTED TO CONNECT TO EXTENDED 45ø COMMON FLOAT CONCEALED BEHIND DRY LINING.

45ø EXTENDED COMMON FLOAT WITH FALL AT LOW LEVEL TO EXISTING STACK. PIPEWORK TO BE CONCEALED BEHIND DRY LINING TO EXISTING WALLS.

EXISTING COMMON FLOAT CONNECTION TO SOIL STACK UTILISED. TO CONNECT TO BELOW GROUND DRAINAGE.

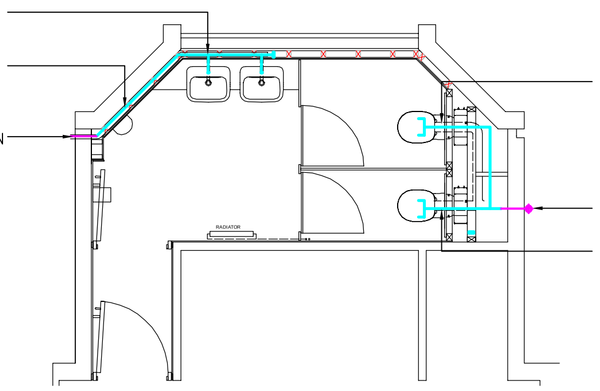

100ø NEW SOIL CONNECTION FROM WC AT LOW LEVEL TO CONNECT TO EXISTING SOIL STACK. PIPEWORK TO BE CONCEALED BEHIND DUCT PANELLING.

ASSUMED EXISTING SOIL STACK 100ø UTILISED AND CONNECTS TO BELOW GROUND DRAINAGE. CONTRACTOR TO INVESTIGATE WHEN ON SITE AND CONFIRM.

100ø SOIL CONNECTION FROM WC AT LOW LEVEL TO OIL STACK. PIPEWORK TO BE CONCEALED BEHIND DUCT PANELLING.

Proposed floorplan Link 5 Men Ground Floor

WASTE CONNECTION FROM WASH HAND BASINS TO BE ISOLATED, DRAINED DOWN, STRIPPED OUT AND DISPOSED OF. EXISTING STACK TO BE CAPPED OFF AND CO-ORDINATED WITH NEW FLOOR FINISH.

EXISTING COMMON FLOAT AT LOW LEVEL TO EXISTING STACK TO BE MADE GOOD AND EXTENDED TO FACILITATE NEW WHB'S. ALL PIPEWORK TO BE CONCEALED BEHIND DRY LINING.

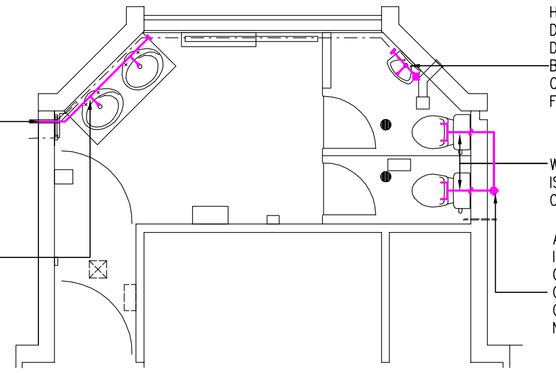

WC WASTE CONNECTION TO BE ISOLATED, DRAINED DOWN, STRIPPED OUT AND DISPOSED OF.

ASSUMED 100ø SOIL STACK TO BE INVESTIGATED AND CONFIRMED BY CONTRACTOR WHEN ON SITE. CONNECTIONS TO STACK TO BE MADE GOOD AND EXTENDED TO FACILITATE NEW CONNECTIONS.

WASTE CONNECTION FROM WASH HAND BASINS TO BE ISOLATED, DRAINED DOWN, STRIPPED OUT AND DISPOSED OF.

Link 3, 5 Ladies First Floor Existing Plan

32ø WASTE CONNECTION FROM WASH HAND BASINS ROUTED TO CONNECT TO EXTENDED 45ø COMMON FLOAT CONCEALED BEHIND DRY LINING.

45ø EXTENDED COMMON FLOAT WITH FALL AT LOW LEVEL TO EXISTING STACK. PIPEWORK TO BE CONCEALED BEHIND DRY LINING TO EXISTING WALLS.

EXISTING COMMON FLOAT CONNECTION TO SOIL STACK UTILISED. TO CONNECT TO BELOW GROUND DRAINAGE.

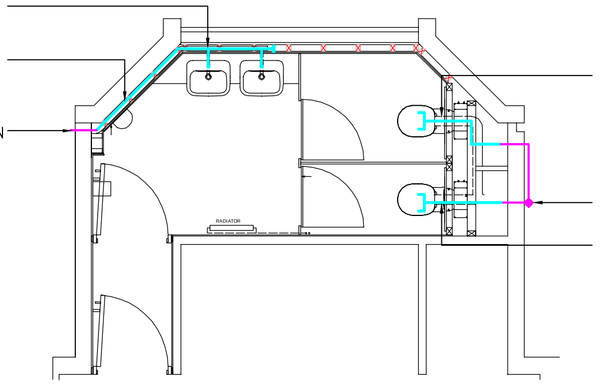

100ø NEW SOIL CONNECTION FROM WC AT LOW LEVEL TO CONNECT TO EXISTING SOIL STACK. PIPEWORK TO BE CONCEALED BEHIND DUCT PANELLING.

ASSUMED EXISTING SOIL STACK 100ø UTILISED AND CONNECTS TO BELOW GROUND DRAINAGE. CONTRACTOR TO INVESTIGATE WHEN ON SITE AND CONFIRM.

100ø NEW SOIL CONNECTION FROM WC AT LOW LEVEL TO CONNECT TO EXISTING. PIPEWORK TO BE CONCEALED BEHIND DUCT PANELLING.

Proposed floorplan Link 3 & 5 Ladies First Floor

WASTE CONNECTION FROM WASH HAND BASINS TO BE ISOLATED, DRAINED DOWN, STRIPPED OUT AND DISPOSED OF.

EXISTING COMMON FLOAT AT LOW LEVEL TO EXISTING STACK TO BE MADE GOOD AND EXTENDED TO FACILITATE NEW WHB'S. ALL PIPEWORK TO BE CONCEALED BEHIND DRY LINING.

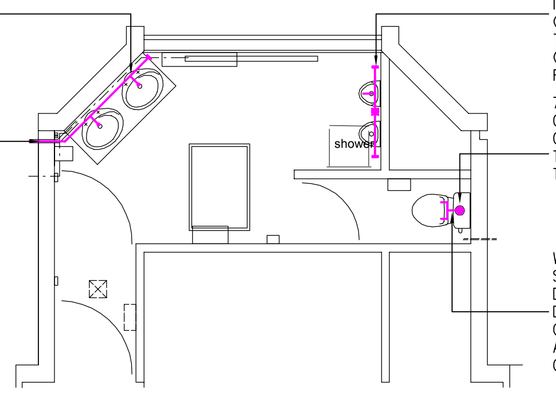

EXISTING WASTE CONNECTION AND COMMON FLOAT FROM URINALS TO BE ISOLATED, DRAINED DOWN, STRIPPED OUT AND DISPOSED OF. EXISTING STACK TO BE CAPPED OFF AND CO-ORDINATED WITH NEW FLOOR FINISH.

75ø ASSUMED STUB SOIL STACK. CONTRACTOR TO INVESTIGATE WHEN ON SITE AND CONFIRM. CONNECTION TO BE MADE GOOD AND EXTENDED TO FACILITATE NEW CONNECTION.

WC WASTE CONNECTION TO SOIL STACK TO BE ISOLATED, DRAINED DOWN, STRIPPED OUT AND DISPOSED OF. SOIL STACK CONNECTION TO BE MADE GOOD AND EXTENDED TO FACILITATE NEW CONNECTION.

Link 3 Men Ground FloorExistingPlan

32ø WASTE CONNECTION FROM WASH HAND BASINS ROUTED TO CONNECT TO EXTENDED 45ø COMMON FLOAT CONCEALED BEHIND DRY LINING.

45ø EXTENDED COMMON FLOAT WITH FALL AT LOW LEVEL TO EXISTING STACK. PIPEWORK TO BE CONCEALED BEHIND DRY LINING TO EXISTING WALLS.

EXISTING COMMON FLOAT CONNECTION TO SOIL STACK UTILISED. TO CONNECT TO BELOW GROUND DRAINAGE.

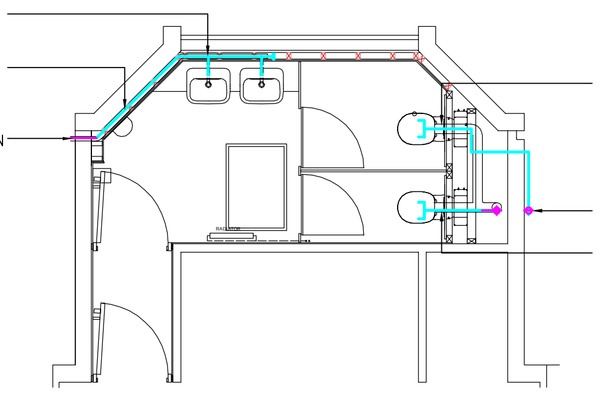

100ø NEW SOIL CONNECTION FROM WC AT LOW LEVEL TO 100ø ASSUMED SOIL STACK. PIPEWORK TO BE CONCEALED BEHIND DUCT PANELLING.

ASSUMED EXISTING SOIL STACK 100ø UTILISED AND CONNECTS TO BELOW GROUND DRAINAGE. CONTRACTOR TO INVESTIGATE WHEN ON SITE AND CONFIRM.

75ø NEW SOIL CONNECTION FROM WC AT LOW LEVEL TO EXTEND TO EXISTING STUB SOIL STACK. PIPEWORK TO BE CONCEALED BEHIND DUCT PANELLING.

Proposed floorplan Link 3 Men GroundFloor

LEGEND

- SOIL STACK
- EXISTING WORKS
- PROPOSED WORKS

NOTE:

1. SCALED DIMENSIONS MUST NOT BE TAKEN FROM THIS DRAWING.

2. THIS DRAWING MUST BE READ IN CONJUNCTION WITH ALL RELEVANT DRAWINGS, DOCUMENTS & INFORMATION.

3. ANY DISCREPANCY ON THIS DRAWING MUST BE REFERRED TO THE ENGINEER & CLARIFICATION OBTAINED BEFORE COMMENCEMENT OF WORK.

4. ALL DIMENSIONS MUST BE CHECKED ON SITE BEFORE THE COMMENCEMENT OF WORK OR THE PREPARATION OF SPECIALISTS.

5. THESE DRAWINGS SHALL BE USED BY THE MECHANICAL CONTRACTOR FOR TENDERING PURPOSES ONLY. IT SHALL BE THE CONTRACTORS RESPONSIBILITY TO PROVIDE WORKING DRAWINGS AS DETAILED IN THE SPECIFICATION.

6. THE MECHANICAL CONTRACTOR SHALL VISIT THE SITE DURING THE TENDER PERIOD TO ASCERTAIN CONDITIONS AND TO SATISFY THEMSELVES AS TO THE ACCESSIBILITY OF THE SITE, THE FULL EXTENT AND CHARACTER OF THE SITE, THE AVAILABILITY OF THE WORKS AND OF ALL-LOCAL CONDITIONS AND RESTRICTIONS.

7. NO EXISTING SERVICES DRAWINGS WERE AVAILABLE DURING DESIGN - CONCEALED SERVICES HAVE BEEN ASSUMED AND WILL NEED TO BE CONFIRMED ON SITE.

ALL CAD DATA IS ISSUED FOR REFERENCE PURPOSES ONLY TO ASSIST IN THE COORDINATION OF WORKS AND IS SUPPLEMENTARY TO THE FORMALLY ISSUED HARD COPY* CONTRACT DRAWINGS. THE CAD DATA IS PROVIDED "AS IS" WITHOUT WARRANTY OF ANY KIND.

IN ALL INSTANCES THE CONTRACT ISSUE HARD COPY* DRAWINGS WILL GOVERN. IT IS THE RESPONSIBILITY OF THE RECIPIENT TO CHECK ALL DIGITAL INFORMATION AGAINST THE CONTRACT DOCUMENTATION.

IF CAD DATA FROM THIS DRAWING IS INTRODUCED INTO THE CONTRACTOR OR SUB-CONTRACTOR'S OWN CAD OR OTHER SYSTEM, PARSONS BRINCKERHOFF LTD CAN TAKE NO RESPONSIBILITY FOR ITS ACCURACY.

IN NO EVENT SHALL PARSONS BRINCKERHOFF LTD BE LIABLE FOR ANY LOSS OR DAMAGE HOWSOEVER CAUSED AND HOWSOEVER ARISING AS A RESULT OF, OR IN CONNECTION WITH THE USE OR MISUSE OF THE CAD DATA SUPPLIED.

FOR ALL CAD DATA PROVIDED ELECTRONICALLY, PARSONS BRINCKERHOFF LTD ACCEPTS NO RESPONSIBILITY FOR ANY VIRUS TRANSMISSION OR ANY FAILURE ON THE PART OF THE END USER IN HAVING ADEQUATE VIRUS CHECKING SOFTWARE INSTALLED.

*HARD COPY REFERS TO PAPER PRINTS, OR 'FIXED' ELECTRONIC VERSIONS SUCH AS ADOBE .PDF OR AUTODESK .DWF.

			By	Chk	App

TENDER

Client:

CENTRE FOR ECOLOGY AND HYDROLOGY

Site/Project:

CEH WALLINGFORD WASHROOM REFURBISHMENT

Title:

ABOVE GROUND DRAINAGE

Drawn:		Checked:	
Designed:		Approved:	
Date: 23/04/2015	Scale: 1:50	A1	Sheet: 1 OF 1
Project Number:	Drawing Number:		Revision:
	ML(52)01		

Revision | Drawing Number | Project Number