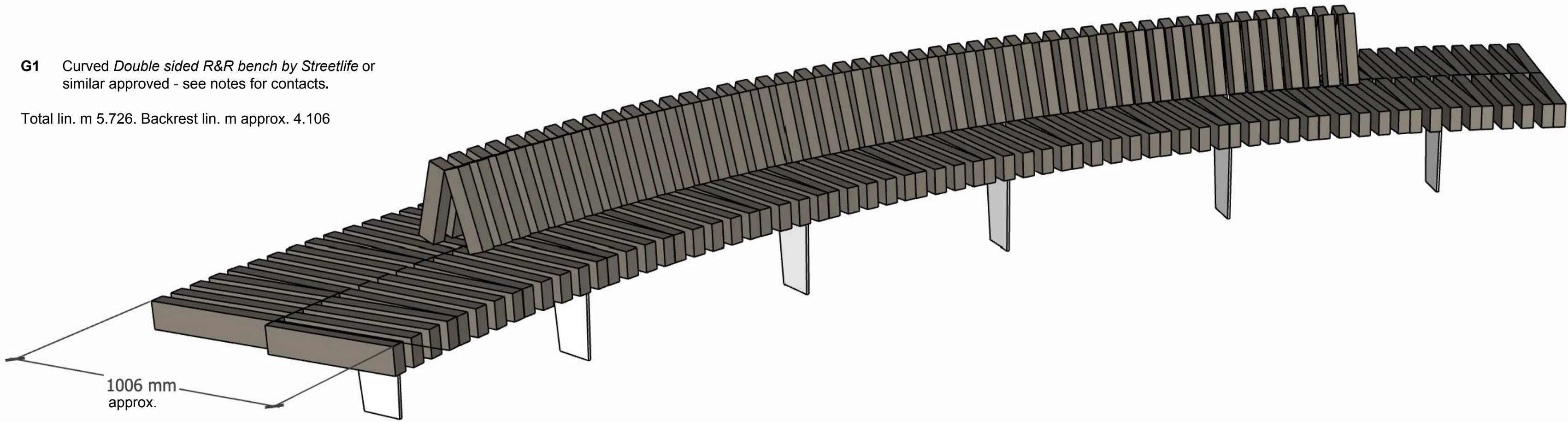



G1 Curved Double sided R&R bench by Streetlife or similar approved - see notes for contacts.

Total lin. m 5.726. Backrest lin. m approx. 4.106



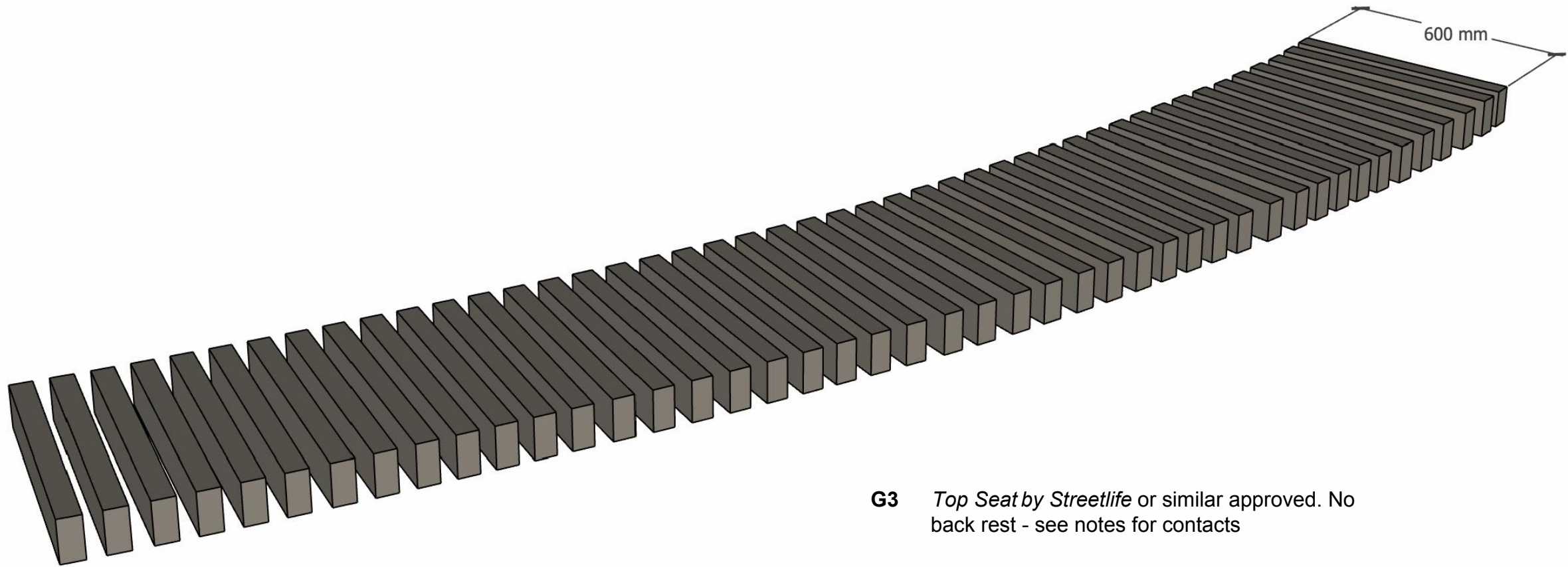
G2 Top Seat by Streetlife or similar approved. Partial back rest (approx. 5.4 lin. m) - see notes for contacts

Total lin. m 9.152. Backrest lin. m approx. 5.427



G3 Top Seat by Streetlife or similar approved. No back rest - see notes for contacts

Total lin. m 4.051. No backrest



Context view

All dimensions and sizes to be verified by the Contractor on site. Any discrepancies to be verified with the Landscape Architect before work proceeds. No dimensions to be scaled from this drawing. Contractors must work to figured dimensions. © This drawing is subject to copyright of Roundfield, in accordance with our standard terms and conditions. Where an Ordnance Survey Drawing is shown on this drawing, it is re-produced under Crown copyright ©. All rights reserved.

Revision History

Rev	Date	By	Detail
-----	------	----	--------

-	-	-	-
---	---	---	---

NOTES:

- A. Benches to be supplied by Streetlife or similar approved. Refer to streetlife.com 020 30201509 enquiriesUK@streetlife.com

Project/Location
Westbury Rotunda

Drawing title
Bench Detail

Drawing status
STAGE 4

Scale(s)	Date	Drawn	Checked
NTS @A1	07.03.24	JL	JH

ROUNDFIELD

The Old Church School
Butts Hill
Frome
Somerset BA11 1HR

Client
Westbury Town Council

Drawing number	Revision
RF-110-402	-