




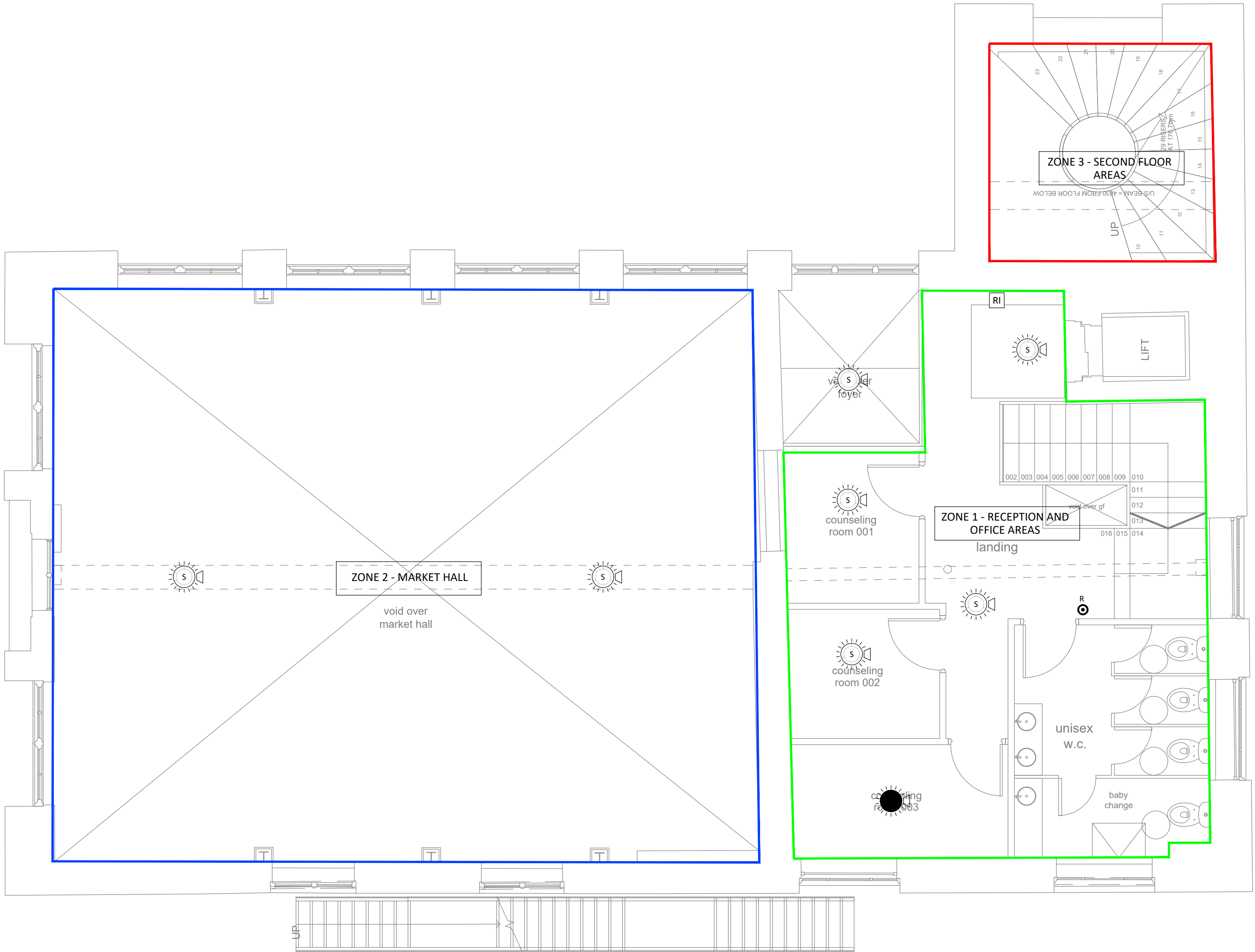


Legend:

-  SMOKE DETECTOR WITH SOUNDER & FLASHING BEACON
-  HEAT DETECTOR WITH SOUNDER & FLASHING BEACON
-  SMOKE DETECTOR WITH REMOTE INDICATOR
-  RED BREAK GLASS UNIT
-  REFUGE INTERCOM POINT WITH LINK TO MAIN PANEL

Notes:

1. THIS DRAWING SHALL BE READ IN CONJUNCTION WITH ALL OTHER DRAWINGS, SPECIFICATIONS, SCHEDULES AND BUILDING MODELS INCLUDING SCHEMATICS. THE CONTRACTOR SHALL REFER TO THE ARCHITECTS DRAWINGS FOR SETTING OUT DETAILS/DIMENSIONS.
2. THE ELECTRICAL SERVICES INSTALLATIONS ARE DESIGNED TO COMPLY FULLY WITH THE BUILDING REGULATIONS STANDARDS, AND ARE DESIGNED IN ACCORDANCE WITH THE RECOMMENDATIONS OF THE CIBSE GUIDES, AS ISSUED BY THE CHARTERED INSTITUTION OF BUILDING SERVICES ENGINEERS.
3. REFER TO THE ARCHITECTS DRAWINGS FOR DETAILS OF ALL BUILDING FIRE COMPARTMENTATION BARRIERS. ANY SERVICES PENETRATING THE FIRE COMPARTMENT SHALL BE FIRE SEALED USING THE APPROVED PENETRATION DETAIL.
4. ALL PENETRATIONS THROUGH FIRE WALLS SHALL BE FIRE STOPPED TO MAINTAIN THE FIRE INTEGRITY OF THE FIRE WALL. ALL SLAB PENETRATIONS TO HAVE FIRE STOPPING TO MAINTAIN THE INTEGRITY OF THE FIRE RATED SLAB. THE CONTRACTOR SHALL MAKE GOOD ALL PENETRATIONS TO THE APPROVAL OF BUILDING CONTROL.
5. THIS DRAWING SHALL NOT BE USED FOR INSTALLATION. THE ELECTRICAL SERVICES CONTRACTOR SHALL BE RESPONSIBLE FOR PRODUCTION OF COORDINATED INSTALLATION DRAWINGS CHECKED WITH ACTUAL SITE DIMENSIONS.
6. ALL DIMENSIONS WHERE INDICATED ARE IN MILLIMETRES UNLESS STATED OTHERWISE. ALL DIMENSIONS SHALL BE CHECKED ON SITE PRIOR TO COMMENCEMENT OF ANY WORKS.
7. ALL CABLES TO BE WITHIN VOIDS UNLESS OTHERWISE STATED.



Rev	Date	By	Chk	Aprvd	Description
-----	------	----	-----	-------	-------------

PROJECT  
Midsomer Norton Town Hall

CLIENT

Bath & North East  
Somerset Council



www.methodllp.com Bristol Tel: 0117 203 5160

DRAWING TITLE  
Security & Fire Alarm Services  
First Floor

STATUS  
S2 - FOR TENDER

DATE	SCALE	DRWN BY	CHK BY	APVD BY
21.10.21	1:50 - A1	ARG	DMS	DMS
DRAWING NUMBER				REVISION No.
1716PMN-MET-P1-01-DR-E-6802				S2 - T01

Scaling Note: Do NOT scale from this drawing.

SAFETY, HEALTH & ENVIRONMENTAL INFORMATION

FOR DETAILS OF SITE-WIDE AND GENERAL RISKS, TO BE READ IN CONJUNCTION WITH THESE NOTES, SEE THE CONTRACT DOCUMENTS AND, WHERE WORKS ARE NOTIFIABLE, THE PRE-CONSTRUCTION INFORMATION

IN ADDITION TO THE RISKS NORMALLY ASSOCIATED WITH THE TYPES OF WORK DETAILED ON THIS DRAWING, NOTE THE FOLLOWING RISKS AND INFORMATION:

CONSTRUCTION:  
C1.Asbestos - Refer to DHRA for details  
C2.Electrocution from working on live services - Refer to DHRA for details  
C3.Working at height to install services - Refer to DHRA for details

DISMANTLING/DEMOLITION (FUTURE):

D1.

D2.

D3.

IT IS ASSUMED THAT ALL WORKS WILL BE CARRIED OUT BY A COMPETENT CONTRACTOR WORKING, WHERE APPROPRIATE, TO AN APPROVED METHOD STATEMENT

THIS DRAWING IS NOT TO BE USED FOR CONSTRUCTION. INSTALLATION DRAWINGS SHOULD BE PRODUCED BY THE CONTRACTOR AND AGREED WITH THE CLIENT TEAM PRIOR TO ANY INSTALLATION WORK

THIS DRAWING SHALL BE PRINTED IN COLOUR