EXISTING ELEVATIONS 1:100

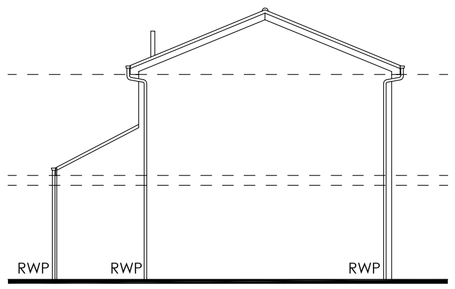

SIDE ELEVATION

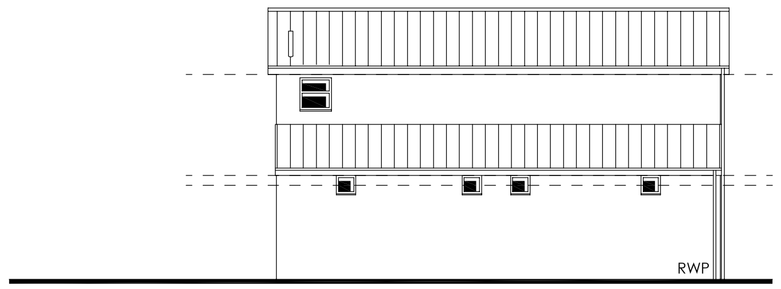

REAR ELEVATION

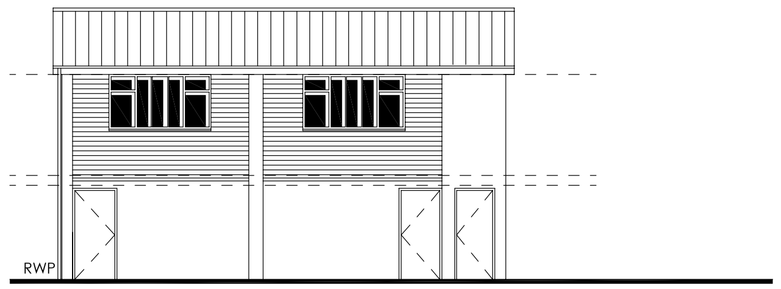

FRONT ELEVATION

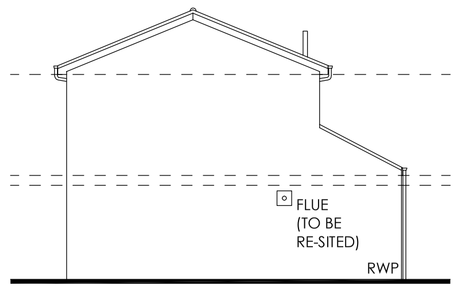

SIDE ELEVATION

PROPOSED ELEVATIONS 1:100

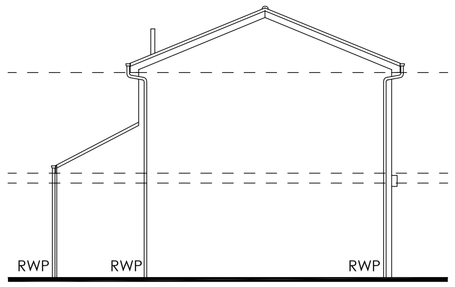

SIDE ELEVATION

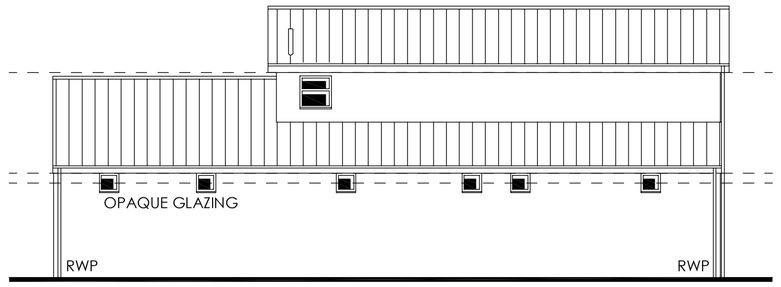

REAR ELEVATION

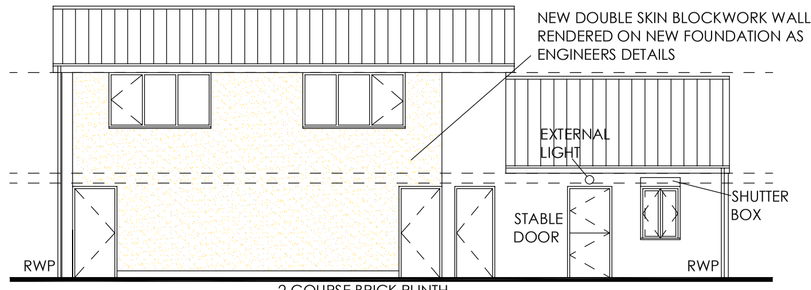

FRONT ELEVATION

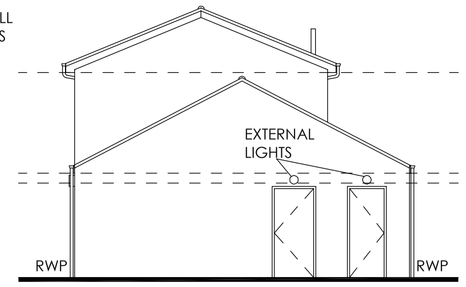

SIDE ELEVATION

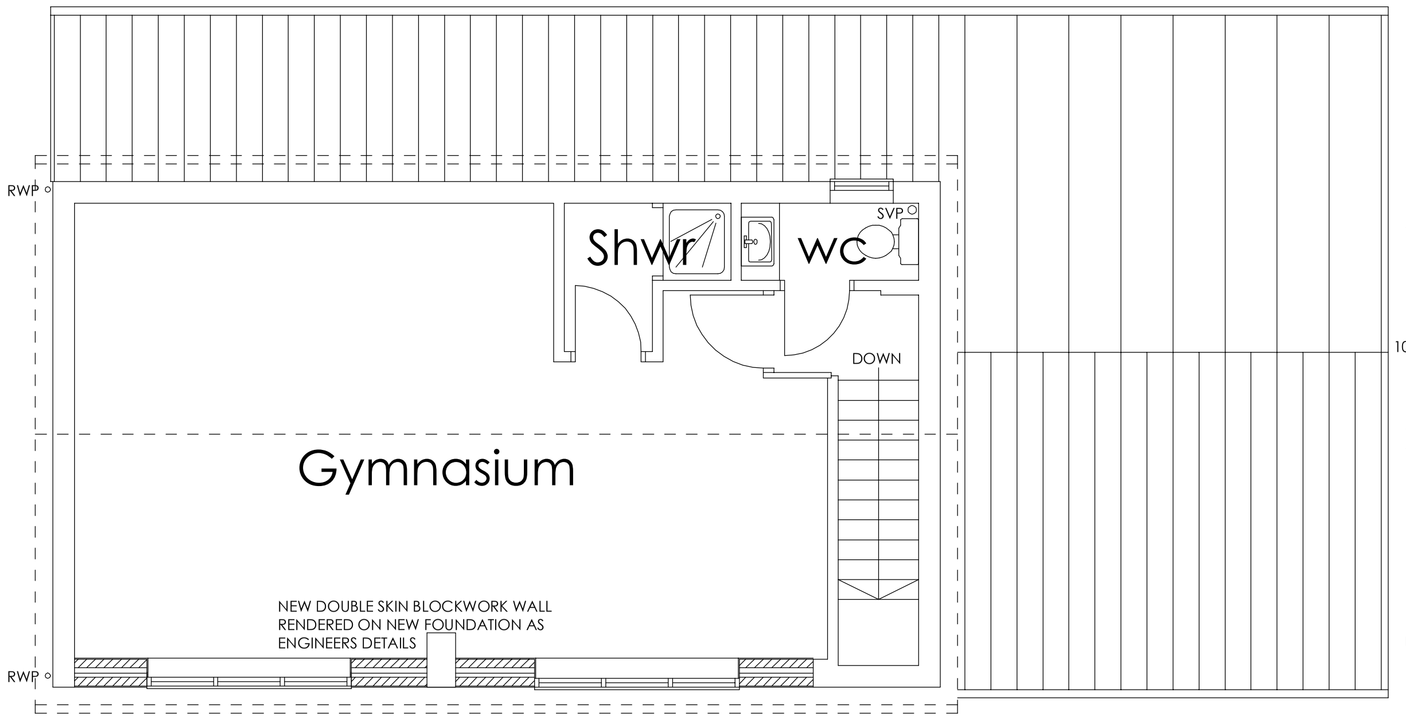

PROPOSED FIRST FLOOR PLAN 1:50

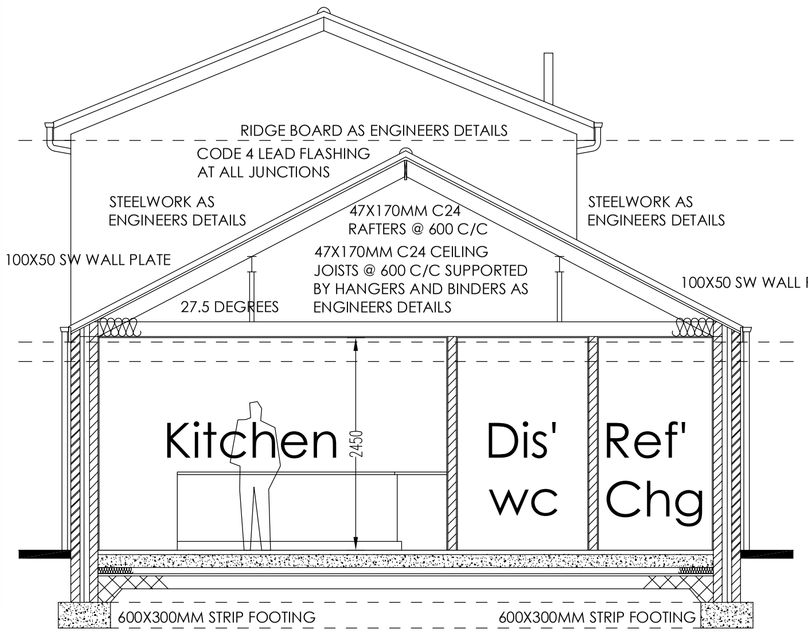

SECTION A-A 1:50

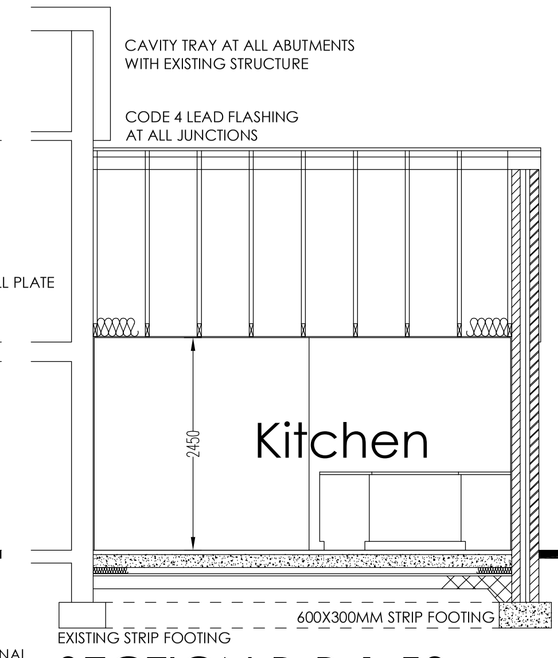

SECTION B-B 1:50

HORIZONTAL DPC TO ALL EXTERNAL WALLS, 150MM MIN ABOVE G.L

SEPARATING LAYER BETWEEN INSULATION AND FLOOR SLAB

NOTES

FOUNDATIONS

FOUNDATIONS TO BE 600MM X 300MM, ALL TAKEN DOWN TO BEARING STRATA TO SATISFACTION OF LOCAL BUILDING INSPECTOR. EXTERNAL WALLS BELOW GROUND LEVEL TO BE IN TWO LEAVES 100MM BLOCKWORK (7N/MM SQ) WITH WEAL MIX CONCRETE CAVITY FILL UP TO EXISTING GROUND LEVEL. FOUNDATIONS TO COMPLY WITH PARTS A1 & A2 OF THE BUILDING REGULATIONS & BS 1884. MINIMUM 750MM COVER TO FOUNDATIONS BEARING IN CLAY SOILS.

GROUND FLOOR

SOLID FLOOR - MIN IMUM 50MM SAND CEMENT SCREED ON 150MM CONCRETE SLAB ON KINGSPAN (OR SIMILAR) THERMAFLOOR TF70 INSULATION ON 1200G POLYTHENE DPM ON 25MM SAND BLINDING ON 150MM MINIMUM WELL COMPACTED HARDCORE. 20MM KINGSPAN (OR SIMILAR) THERMAFLOOR INSULATION TO BE PLACED VERTICALLY AT PERIMETER OF SLAB. DPM TO BE TURNED UP AT PERIMETER AND OVERLAPPED WITH DPC. FLOOR CONSTRUCTION TO ACHIEVE A MINIMUM OF 0.22 W/M2K.
GARAGE FLOOR - 125MM CONCRETE ON 25MM SAND BLINDING ON 150MM WELL COMPACTED HARDCORE.

EXTERNAL WALLS

102.5MM EXTERNAL SKIN OF FACING BRICKWORK, 50MM CAVITY AND 65MM KINGSPAN (OR SIMILAR) CLIPPED TO INNER LEAF OF 100MM LIGHTWEIGHT (1000Kg/cubic metre) SOLID CONRETE (3.5N/MM SQ).
ALL TO GIVE MINIMUM U-VALUE OF 0.28 W/M2K, 13MM TWO COAT PLASTER. DPC TO BE 2000G POLYTHENE.
CATNIC LINTELS (OR SIMILAR) TO HAVE 150MM ,MINIMUM END BEARING, CAVITY TRAY DPC'S TO BE PROVIDED OVER EXTERNAL WALL LINTELS. CAVITIES TO BE CLOSED WITH 6MM SUPERLUX. PRESTRESSED CONCRETE LINTELS INTERNALLY TO BS8110:1985 WITH 150MM MINIMUM END BEARING. WALL TIES TO BE VERTICAL TWIST TYPE SPACED AT 450MM CENTRES VERTICAL AND 750MM CENTRES HORIZONTAL..
ALL NEW DOORS & WINDOWS TO BE WHITE UPVC, NEW GLAZING TO BE DOUBLE GLAZED WITH 16MM AIR GAP AND LOW E GLASS TO GIVE A MINIMUM U-VALUE OF 1.6 W/M2K (WINDOWS) & 1.8 W/M2K (DOORS). 125 DPC'S TO JAMBS AND CILLS.
THERMABATE INSULATED CAVITY CLOSERS TO BE PROVIDED AROUND DOOR AND WINDOW REVEALS TO ACHIEVE A MINIMUM U-VALUE OF 0.7W/M2K TOGETHER WITH DRAUGHT SEALS TOALL WINDOWS, DOORS AND LOFT HATCHES.
MAXIMUM GLAZING 22.5% OF FLOOR AREA, VENTILATION EQUAL TO 5% OF FLOOR AREA. ALL TO COMPLY WITH APPROVED DOCUMENT Q. GLAZING IN ACCORDANCE WITH BS6206 TO BE USED IN CRITICAL LOCATIONS AS DEFINED IN APPROVED DOCUMENT K.

ROOF

NEW RIDGE/HIP TILES TO BE BEDDED ON SAND/CEMENT. INTERLOCKING CONCRETE ROOF TILES TO BE FIXED TO 50MM X 25MM SW BATTENS ON RAFTERS AS SPECIFIED ON SECTION LAID ON BREATHABLE ROOFING FELT. ROOF SPACE TO BE PERMANENTLY VENTED AT EAVES TO GIVE CROSS VENTILATION TO CONFORM TO BS5250. PERMANENT VENTS EQUAL TO 0.3% OF ROOF PLAN AREA, 10MM GAP AT EAVES WITH FLYPROOF SCREEN. 150MM KINGSPAN BETWEEN CEILING JOISTS, 150MM MINERAL WOOL INSULATION ABOVE AT 90 DEGREES TO GIVE A MINIMUM U-VALUE OF 0.16W/M2K WITH 15MM FOIL BACKED PLASTERBOARD. END RAFTERS TO BE STRAPPED TO BLOCKWORK WITH M.S STRAPS AT 1 METRE CENTRES TO PROVIDE LATERAL RESTRAINT ACROSS 3No. RAFTERS. CODE 4 LEAD FLASHING AT ALL ROOF JUNCTIONS.

DRAINAGE

NEW GUTTERS TO BE 100MM SQUARE SECTION, DOWN PIPES TO BE 63MM DIAMETER DISCHARGING INTO 100MM SUPERSLEEVE TO EXISTING SURFACE WATER DRAINAGE SYSTEM OR SOAKAWAYS AS SHOWN.
100MM SOIL AND VENT PIPE DISCHARGING TO NEW 100MM FOUL DRAINAGE RUN CONNECTING TO EXISTING MANHOLE WITHIN FOUL DRAINAGE SYSTEM. LINTEL TO BE PROVIDED WITH VERMIN SHIELD WHERE DRAINAGE RUN PENETRATES EXTERNAL WALLS, VOID FILLED WITH COMPRESSIBLE SEALANT. NEW DRAINAGE RUN TO BE SURROUNDED BY 100MM GRANULAR MATERIAL OR TRENCH FILLED WITH CONCRETE AS NECESSARY TO SATISFY BUILDING REGULATIONS. ALL TO COMPLY WITH SECTION H1 (2.25). 38MM WASTE FROM BASINS, 50MM WASTE FROM BATHS AND SHOWER TRAYS, ALL PROVIDED WITH 75MM DEEP SEAL TRAPS.

PLUMBING AND HEATING

EXISTING CENTRAL HEATING SYSTEM TO BE EXTENDED AS NECESSARY, ALL SERVICE PIPES ROUTED AS NECESSARY TO NEAT ARRANGEMENT. HOT WATER TO NEW FACILITIES TO BE PROVIDED BY EXISTING BOILER IF CAPACITY EXISTS OTHERWISE NEW BOILER WITH SUFFICIENT CAPACITY TO BE INSTALLED AS APPROVED DOCUMENT J.

ELECTRICAL

ELECTRICAL CIRCUITS TO BE INSTALLED TO PROVIDE LIGHTING AND POWER AS INSTRUCTED BY CLIENT, ALL SERVICES TO BE CONCEALED WITHIN CONSTRUCTION. HIGH EFFICENCY LIGHTING TO ALL NEW ROOMS.

MISCELLANEOUS

NEW INTERNAL DOORS TO HAVE FULL ARCHITRAVES ON ALL SIDES, SKIRTINGS, DOORS ETC TO CLIENTS SPEC.
2 LAYERS OF PLASTERBOARD TO STEELWORK AND EXPOSED STEEL LINTEL FACES.
AUTOMATIC FIRE DETECTION TO BE INSTALLED IN ACCORDANCE WITH BS 5839-1:2002.
KITCHEN TO BE VENTILATED TO OUTSIDE VIA 60 LITRE PER SECOND EXTRACT FAN (OR 30 L/S COOKER HOOD).
DISABLED WC AND REFEREE CHANGING ROOM TO HAVE MECHANICAL VENTILATION CONNECTED TO LIGHT SWITCH TO GIVE MINIMUM 15 LITRES PER SECOND AND MINIMUM 15 MINUTES OVER-RUN. ALL TO GIVE 3 AIR CHANGES PER HOUR.
8000 SQUARE MM BACKGROUND VENTILATION TO BE PROVIDED TO ALL HABITABLE ROOMS.
4000 SQUARE MM BACKGROUND VENTILATION TO BE PROVIDED TO NON-HABITABLE ROOMS.

ANY COMMENTS FOLLOWING CONSULTATION WITH YORKSHIRE WATER TO BE ADHERED TO.

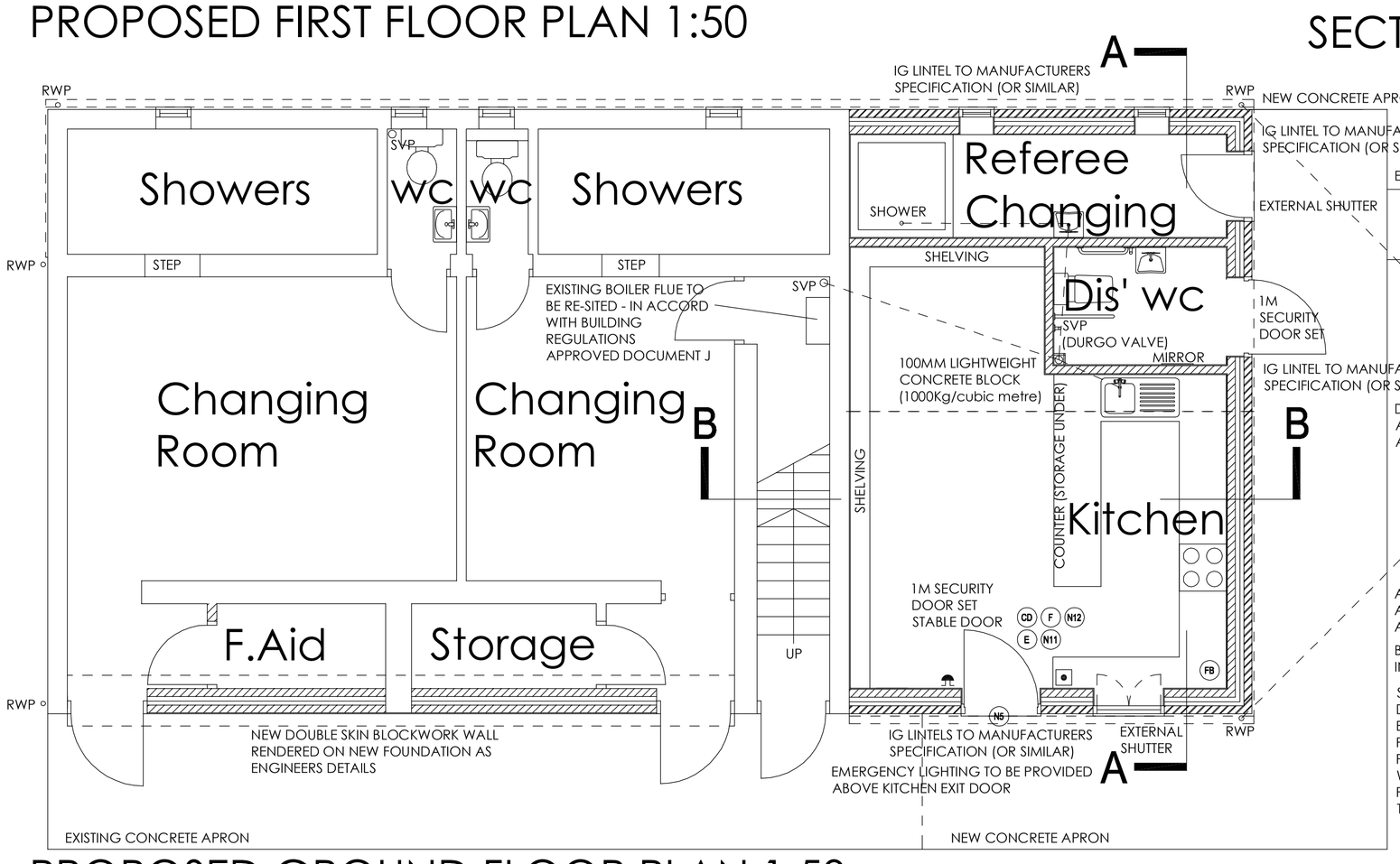

PROPOSED GROUND FLOOR PLAN 1:50

TO SOAKAWAY MINIMUM 5M FROM BUILDING - TO BE AGREED ON SITE WITH BUILDING CONTROL OFFICER.

DISABLED WC TO HAVE FITTINGS INSTALLED IN ACCORDANCE WITH BUILDING REGULATIONS APPROVED DOCUMENT M2 PARAGRAPH 5.10.

TO SOAKAWAY MINIMUM 5M FROM BUILDING - TO BE AGREED ON SITE WITH BUILDING CONTROL OFFICER.

ALL SWITCHES AND SOCKET HEIGHTS TO BE IN ACCORDANCE WITH BUILDING REGULATIONS APPROVED DOCUMENT M2 PARAGRAPH 4.25

BUILDING TO HAVE AUTOMATIC FIRE DETECTION INSTALLED IN ACCORDANCE WITH BS 5839-1:2002.

STABLE DOOR TO BE READILY OPENABLE. ALL EXIT DOORS TO BE FITTED WITH SIMPLE FASTENERS THAT CAN BE READILY OPERATED (WITHOUT THE USE OF A KEY) BY PEOPLE MAKING THEIR ESCAPE. THIS DOES NOT PREVENT DOORS BEEN FITTED WITH SECURITY LOCKS WHEN BUILDING IS EMPTY. MANAGEMENT PROCEDURES TO BE IN PLACE FOR THE SAFE USE OF THESE LOCKS.

FIRE KEY

- FIRE ALARM ELECTRONIC SOUNDER
- BREAK GLASS FIRE ALARM
- (E) FIRE EXIT SIGN 705 x 150mm (ON DOOR)
- (F) FOAM SPRAY AFFF FIRE EXTINGUISHER
- (CD) CARBON DIOXIDE FIRE EXTINGUISHER
- (N1) GENERAL FIRE NOTICE. Ref 1/1033/JK
- (N6) "FIRE EXIT KEEP CLEAR" SIGN 200 x 200mm MOUNTED EXTERNALLY
- (N11) FIRE ALARM CALL POINT SIGN 150X200MM
- (N12) FIRE EXTINGUISHER SIGN 150X200MM

PLANNING PERMISION GRANTED
DECISION No. 2018/0265/FUL
8TH MAY 2018

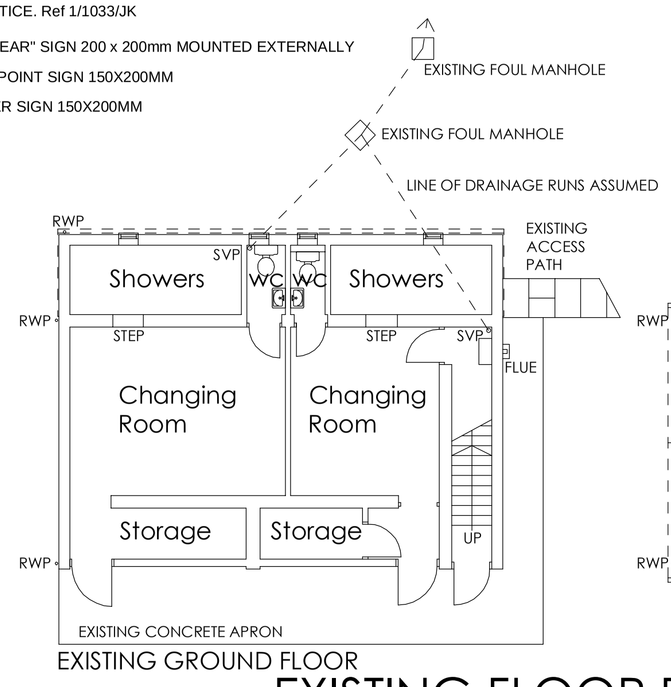

EXISTING GROUND FLOOR

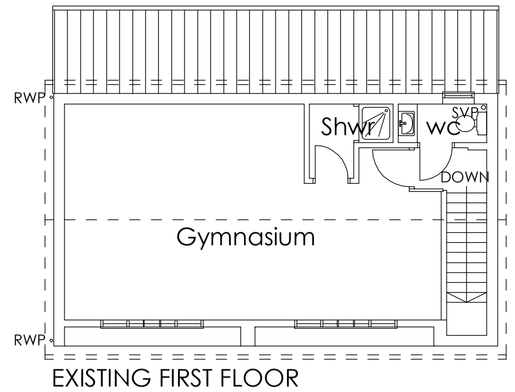

EXISTING FIRST FLOOR

EXISTING FLOOR PLANS 1:100

LOCATION PLAN 1:1250

REV	DATE	DESCRIPTION	BY	CK
B	14.05.19	NEW DOUBLE SKIN RENDERED WALL ADDED TO EXISTING FRONT ELEVATION	CF	CF
A	11.10.18	REVISED IN ACCORD WITH BUILDING INSPECTOR REQUIREMENTS.	CF	CF

PROJECT TITLE

Proposed Alterations
to Changing Facilities
Sherburn Bears ARLFC
Eversley Park
Sherburn In Elmet
North Yorkshire
LS25 6BA

CLIENT
Sherburn Parish Council

DRAWING TITLE
Plans, Sections & Elevations

SCALE & SIZE	DATE
As Shown @ A1	02.09.18
DRG No. SBRC.1.4B	JOB No. 807

This drawing is copyright and should not be reproduced in whole or part without written authority. Do not scale from this drawing.