

STRUCTURAL STEELWORK NOTES

- All materials, fabrication, workmanship and erection of steelwork shall be in accordance with the National Steelwork Specification for Building Construction, 5th edition as published by the British Constructional Steelwork Association.
- Steelwork connections shall comprise not less than:
  - 2No M16 dia. gr. 8.8 bolts for members up to 25 kg/m
  - 4No M16 dia. gr. 8.8 bolts for all other members, except where otherwise shown on the drawings.Where connection loads are provided by the Engineer, the steelwork contractor shall design connections which will be subject to comment by the Engineer.
- Steel beams shall at least have the minimum bearings on foundations/masonry supports using sawn steel packs not less than 75mm square. Allowance shall be made for nominal 25mm thickness of grout between column baseplates and foundations/masonry supports. Grout shall take the form of neat cement slurry with a non shrink additive and should be just fluid enough to pour.
- Steel columns shall be raised or lowered to the correct levels off foundations/masonry supports using sawn steel packs not less than 75mm square. Allowance shall be made for nominal 25mm thickness of grout between column baseplates and foundations/masonry supports. Grout shall take the form of neat cement slurry with a non shrink additive and should be just fluid enough to pour.
- Site modifications to structural steelwork shall not be carried out unless prior approval has been obtained from the Engineer.
- All structural steelwork shall be blast cleaned to B.S.7079 : Part A1, preparation grade Sa2 1/2 and, except where specified as galvanised, shall be painted with a suitable good quality high build epoxy zinc phosphate primer to provide a dry film thickness of not less than 75 microns. A pre-fabrication primer may be used at the fabricators discretion. The contractor shall ensure that the primer used is compatible with subsequent coatings specified by others. (e.g. intumescent paint).
- Steelwork specified as galvanised shall be blast cleaned as above & hot dip galvanised to B.S.729, minimum coating thickness 85 microns.
- All steelwork below DPC level or built within the masonry wall cavity shall be site painted with a compatible high build epoxy zinc phosphate primer to provide a dry film thickness of not less than 125 microns, to achieve an overall primer coating of 200 microns. i.e. LEIGH'S PAINTS EPIGRIP C400 zinc phosphate primer/buildcoat or equal. Steelwork below DPC shall also be encased in not less than 100mm of concrete not weaker than specified on the drawings.
- The Engineer is not responsible for dimensional information except where shown on his drawings. All setting out information, dimensions etc. Shall be calculated from the architects drawings.
- Steelwork Contractor to co-ordinate with Main Contractor and cladding Contractor to provide all necessary secondary steelwork, trimming etc. as required around all doors, windows and the like.
- Steelwork Contractor to co-ordinate with Main Contractor to provide adequate temporary bracing during the sequence of erection.
- Unless prior written approval is given by the Structural Engineer, the steelwork shall not be used for any temporary lifting or as part of a fall arrest system.

P3	-Issue for Tender	08/02/19	XX	XX
P2	-Revised Floor Construction Details	30/11/18	XX	XX
P1	-Issue for Comment	08/11/18	XX	XX
Rev	Description	Date	CHK	APR
Project No:	600682	Scale @ A1:	As Indicated	Drawn By: A.J.W

Ingleton Wood

Property and Construction Consultants

Working office: London

T: 020 7460 4400

www.ingletonwood.co.uk

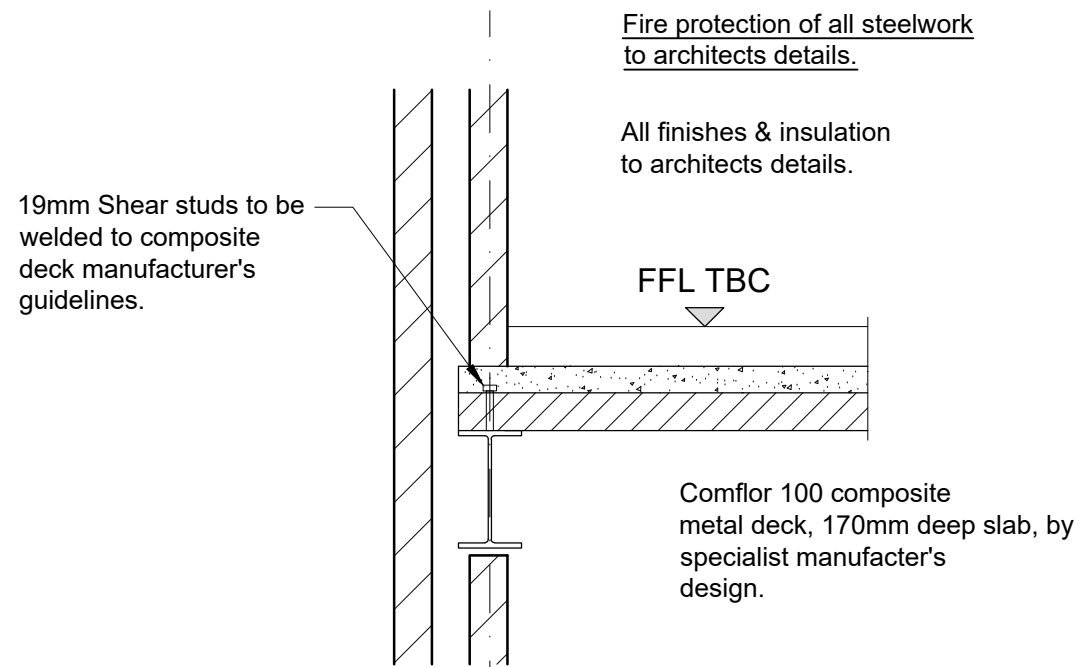
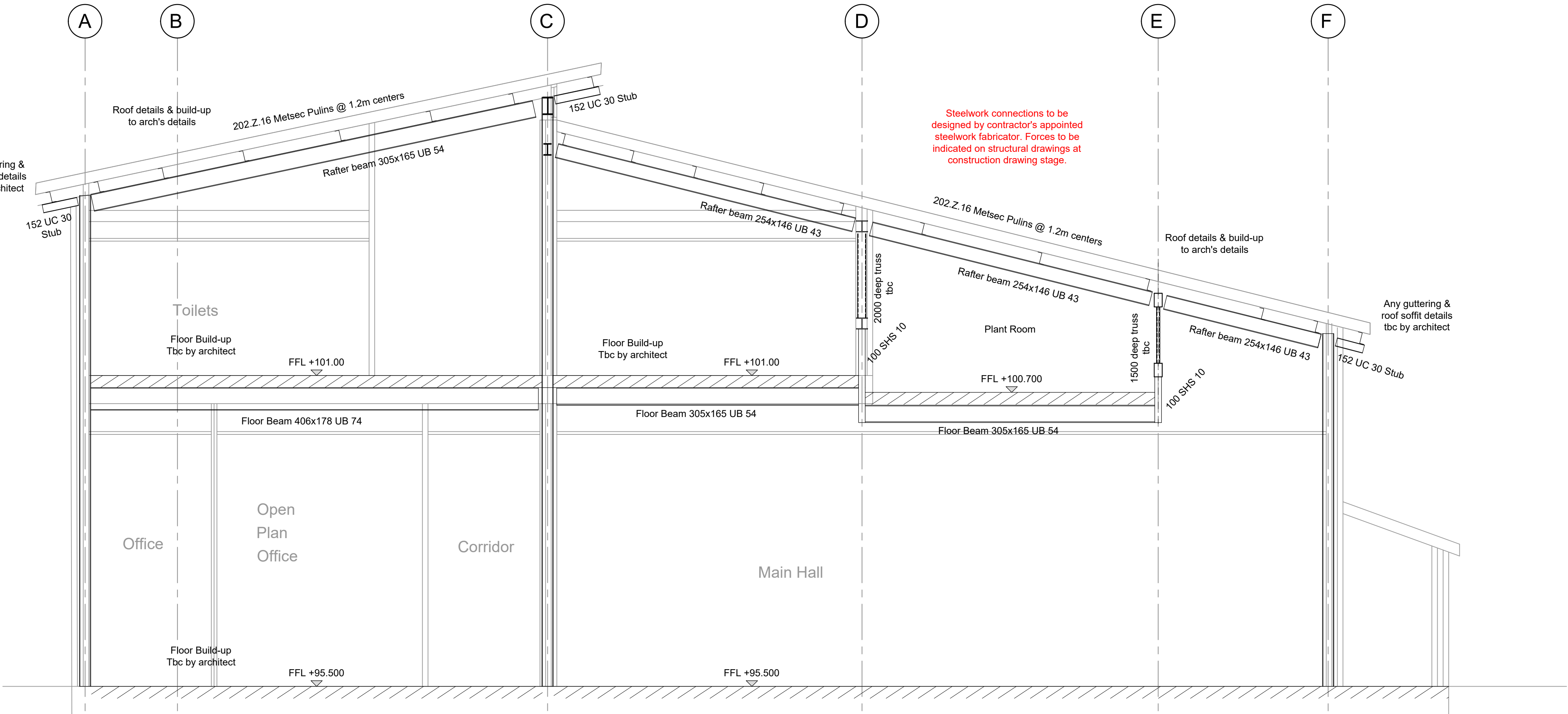
Vision, form and function

Project:  
Chantry Community Centre  
Chantry Way  
Billericay, Essex  
CM11 2BB

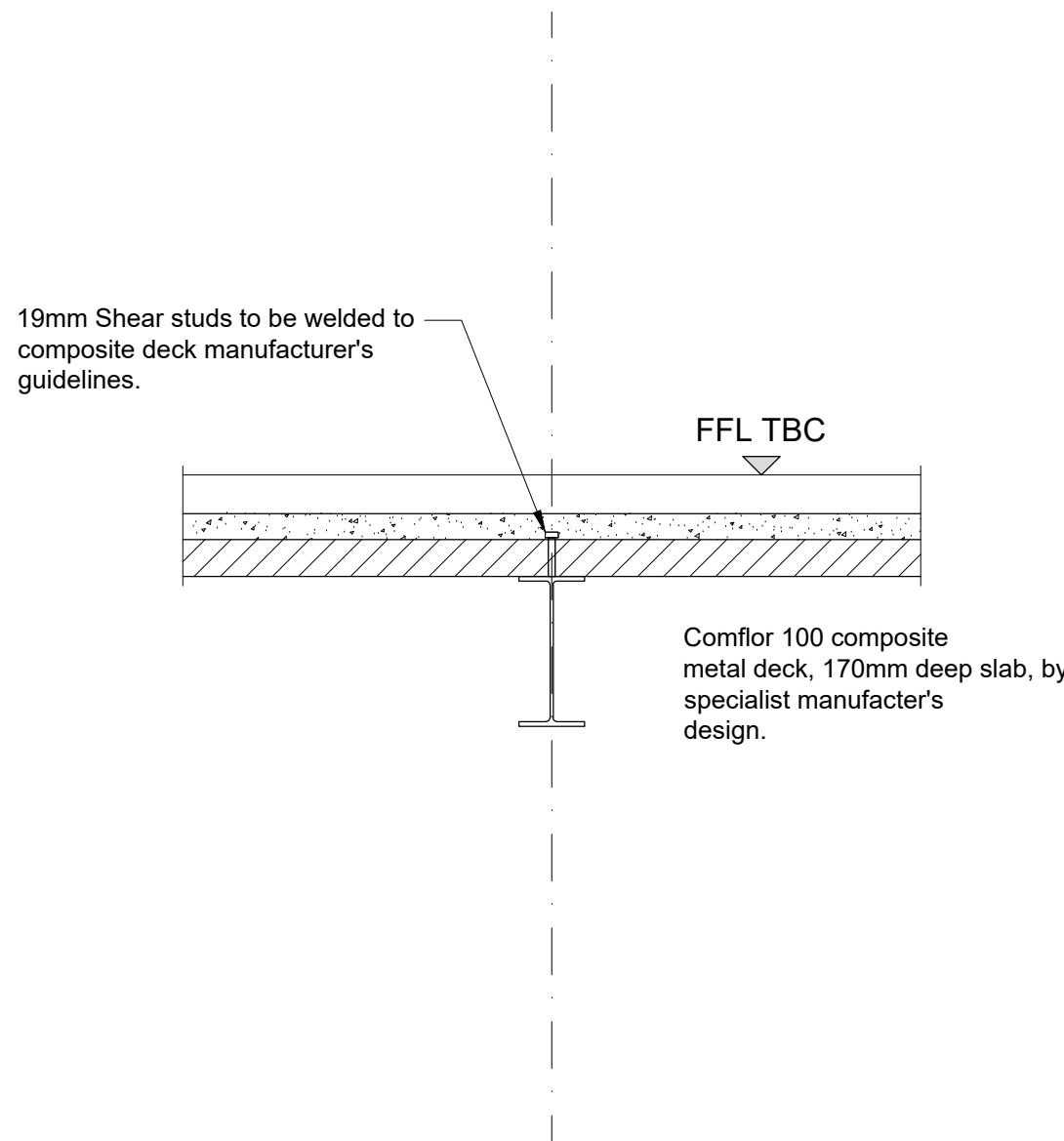
Client:  
Billericay Town Council

Title:  
Sections

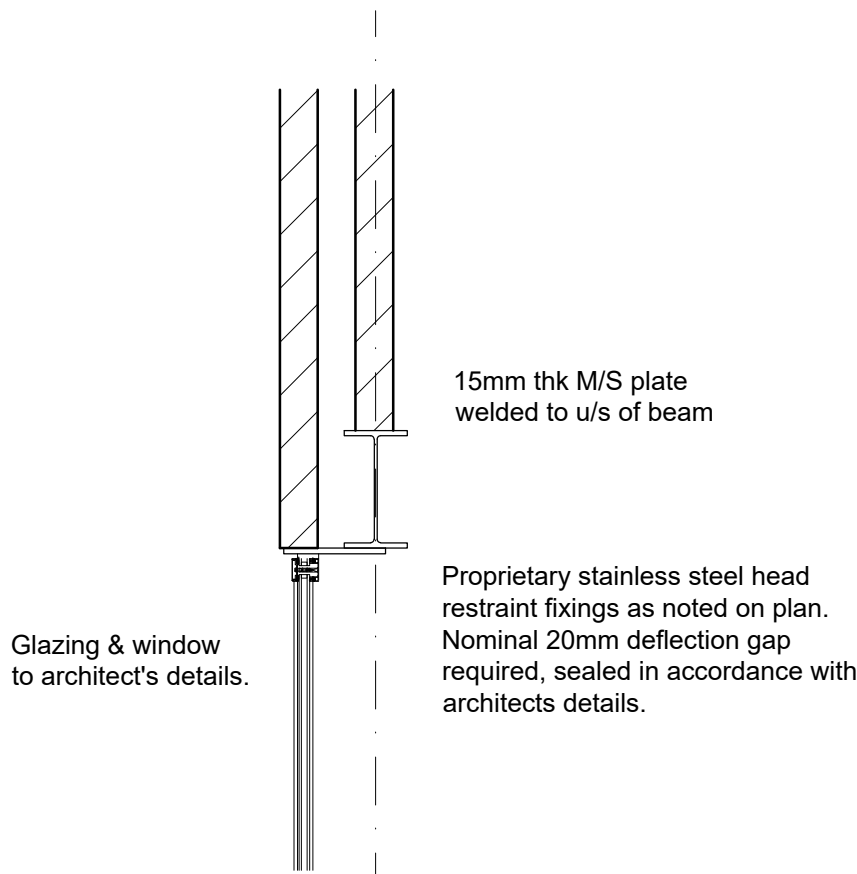
Drawing Number:	CHNTRY- IW -XX-XX-DR-S-7005		
Status:	Purpose of Issue:	Revision:	
D2	Tender	P3	



First Floor Typical Edge Section  
(Scale 1:25)



First Floor Typical Internal Section  
(Scale 1:25)



Window head Section denoted by W-B on FF plan  
(Scale 1:25)