





































	MGB DISTRIBUTION BOARD
	SPRN ROTARY ISOLATOR IP65 RATED
	NV DENOTES RATING
	TRPN POTARY ISOLATOR IP65 RATED
	NV DENOTES RATING
<hr/>	
	3 COMPARTMENT DADO TRUNKING
	3 COMPARTMENT DADO TRUNKING DROP FROM CEILING SPACE
	TWIN 13A SWITCHED SOCKET OUTLET MOUNTED AT 1100MM AFPL UNLESS NOTED OTHERWISE
	SINGLE 13A SWITCHED SOCKET OUTLET MOUNTED AT 1100MM AFPL UNLESS NOTED OTHERWISE ITEM IS DEDICATED FOR CLEANERS USE
	SINGLE 13A SWITCHED SOCKET OUTLET MOUNTED AT 450MM AFPL UNLESS NOTED OTHERWISE
	SWITCHED 13A FUSED CONNECTION UNIT
	SWITCHED 13A FUSED CONNECTION UNIT SERVING WATER BOILER MOUNTED AT 2200MM AFPL
	SWITCHED 13A FUSED CONNECTION UNIT SERVING WATER CONTROLS UNIT LOCATED BEHIND IPS PANEL AND MOUNTED AT 1800MM AFPL
	TV OUTLET POINT
	DRUGS CABINET (DOOR OPEN)
	REMOTE INDICATOR LIGHT AS BRISTOL MMD ITEM PC235 - FLUSH MOUNTED
	CAT 5e SINGLE RJ45 DATA POINT
	CAT 5e TWIN RJ45 DATA POINT
	DOOR ENTRY SYSTEM PROXIMITY READER
	DOOR ENTRY SYSTEM EMERGENCY BREAK GLASS UNIT, COLOURED GREEN
	WALL MOUNTED (INDOOR) AIR CONDITIONING UNIT
	WALL MOUNTED (OUTDOOR) AIR CONDITIONING CONDENSER

LEGEND	
	FIRE ALARM REPEATER PANEL, SEMI-RECESSED.
	KEY OPERATED (TOK 3) MANUAL CALL POINT FLUSH MOUNTED
	24V DC FIRE BELL/SOUNDER
	OPTICAL SMOKE SENSOR
	HEAT SENSOR
	WALL MOUNTED DOOR HOLDER - 24V DC
	INTERFACE UNIT
	FIRE ALARM POWER SUPPLY UNIT
	FIRE DAMPER IN VENTILATION DUCT PASSING THRU WALL WITHIN CEILING SPACE
	FIRE DAMPER IN VENTILATION DUCT WITHIN CEILING SPACE

LEGEND	
	SYSTEM HUB & POWER SUPPLY UNIT WITH BATTERY BACK UP, LIST No. RED201202
	LCD INDICATOR PANEL - FLUSH WALL MOUNTED, LIST No. RED 248
	EMERGENCY CALL POINT WITH RESET BUTTON & KEY SWITCH (WHITE FINISH) - FLUSH WALL MOUNTED, LIST No. ETJ265KMS
	EMERGENCY INTRA RED CALL POINT WITH RESET BUTTON & KEY SWITCH (WHITE FINISH) - FLUSH WALL MOUNTED, LIST No. NET26KMS
	INTRA RED RECEIVER - CEILING MOUNTED LIST No. RED 205
	INTRA RED SLAVE RECEIVER - CEILING MOUNTED LIST No. RED 205C
	OVERDOOR INDICATOR LIGHT WITH BUZZER - CEILING MOUNTED LIST No. NET219

1. All points, coordinates, dimensions and levels are to be plotted on site before construction, and any discrepancies are to be referred to the Architect/Engineer. 2. Do not scale from drawing. 3. Drawings not supplied in paper format may not be to the scale indicated in the site box. 4. This drawing is copyright and may not be reproduced or used for any purpose other than that intended without the prior written agreement of DCHCT. 5. Any parts of the drawing based on ordinance survey maps are executed with the sanction of the controller of H.M. Stationery Office : Crown Copyright Reserved.

IMPORTANT NOTE:

IMPORTANT NOTE:

Client:	Rabourne Unit Royal Derby Hospital Site, Utoxeter Road, Derby DE22 3WQ				
Project:	First floor unit alterations within ward 33 First floor ward Capital project 18002				
Drawing title:	Ward 33 alterations Nurse station and nurse base Proposed plan and works				
Scale(s)	Size	First issue:	Drawn:	Checked:	
1:20	A1	16/09/18	LAW		
Job no:	Drawing no:		Rev:		
18002	101				