

FLOOR PLAN (SCALE 1:50)

CLIENT TO BE AWARE
REMOVAL OF WALL MAY
INCREASE VIBRATIONS ABOVE


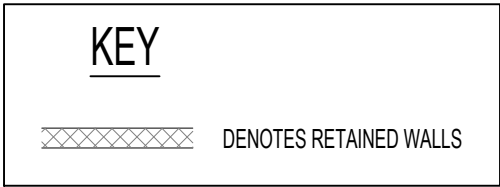
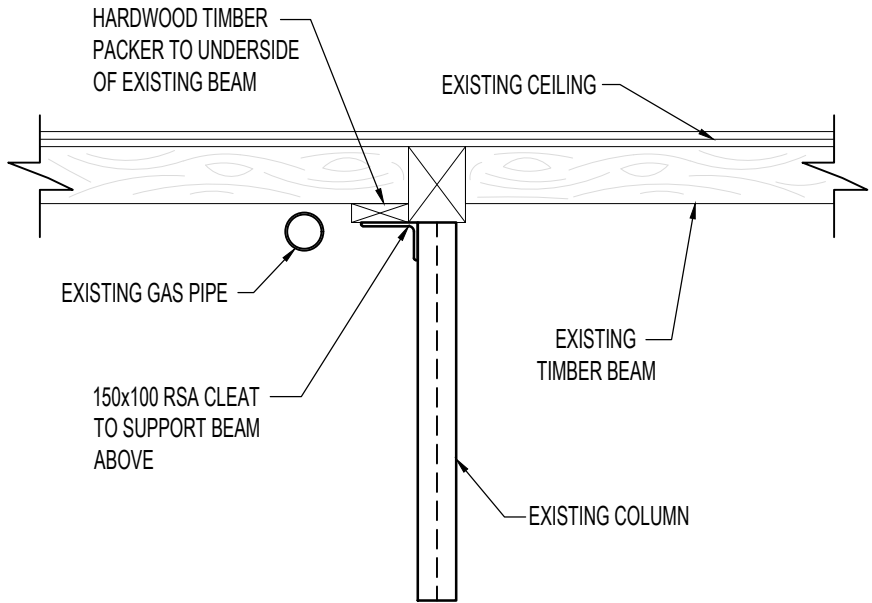


PHOTO SHJOWING HEAD OF EXISTING COLUMN

(SECTION A - A)



SECTION A-A

(SCALE 1:20)

- DO NOT SCALE THIS DRAWING. THE CONTRACTOR SHALL VERIFY ALL DIMENSIONS AND EXISTING CONDITIONS ON SITE PRIOR TO COMMENCING THE WORKS.
- THIS DRAWING IS TO BE READ IN CONJUNCTION WITH ALL RELEVANT ARCHITECTS, ENGINEERS AND SPECIALISTS DRAWINGS AND SPECIFICATIONS.
- ALL DIMENSIONS IN MILLIMETRES UNLESS NOTED OTHERWISE. ALL LEVELS IN METRES UNLESS NOTED OTHERWISE.
- ANY DISCREPANCIES NOTED ON SITE ARE TO BE REPORTED TO THE ENGINEER IMMEDIATELY.
- THIS DRAWING IS BASED ON T.F ARCHITECTURAL SERVICES DRAWING No. 310_2017_01 REV A DATED APRIL 2018.

P01	25.05.18	FIRST ISSUE FOR COMMENT	DB	DA
Rev.	Date	Revision Description	Drawn	Auth'd

Client

FARNSFIELD TOWN COUNCIL

Project Title

FARNSFIELD VILLAGE HALL

Description

GROUND FLOOR LAYOUT
SHOWING STRUCTURE OVER

Date	MAY 2018	Drawn	DB
Scale	VARIES @A3	Authorised	DA
JPL Ref.	TFA01467		

Project	Orig.	Vol.	Level	Type	Role	Number
001467	JPL	XX	GF	DR	S	9000

Suitability	Revision
S3 - Suitable for Review Comment	P01

Jackson
purdue lever

8 Pride Point Drive, Pride Park, Derby, DE24 8BX
Email: enquiries@jacksonpl.co.uk Tel: 01332 364675
Web: www.jacksonpl.co.uk